



US00D355461S

United States Patent [19]

[11] Patent Number: **Des. 355,461**

Feeney

[45] Date of Patent: **** Feb. 14, 1995**

[54] **RACQUETBALL RACKET**

[75] Inventor: **Brian P. Feeney, Enfield, Conn.**

[73] Assignee: **Lisco, Inc., Tampa, Fla.**

[**] Term: **14 Years**

[21] Appl. No.: **12,231**

[22] Filed: **Aug. 27, 1993**

[52] U.S. Cl. **D21/212**

[58] Field of Search **D21/212, 213;
273/73 D-73 K, 73 R**

D. 290,633 6/1987 Mortvedt et al. D21/212
5,060,944 10/1991 Janes 273/73 G X
5,219,165 6/1993 Janes et al. 273/73 G X

Primary Examiner—Bernard Ansher
Assistant Examiner—Mitchell I. Siegel

[57] **CLAIM**

The ornamental design of the racquetball racket, as shown and described.

DESCRIPTION

FIG. 1 is a front elevational view of a racquetball racket showing my new design, the undisclosed opposite side being identical;


FIG. 2 is a right side elevational view thereof, the undisclosed opposite side being identical;

FIG. 3 is an enlarged top plan view thereof; and,
FIG. 4 is a bottom plan view of FIG. 3.

[56] **References Cited**

U.S. PATENT DOCUMENTS

D. 259,940 7/1981 Witte et al. D21/212
D. 260,415 8/1981 Erwin et al. D21/212






Fig. 1

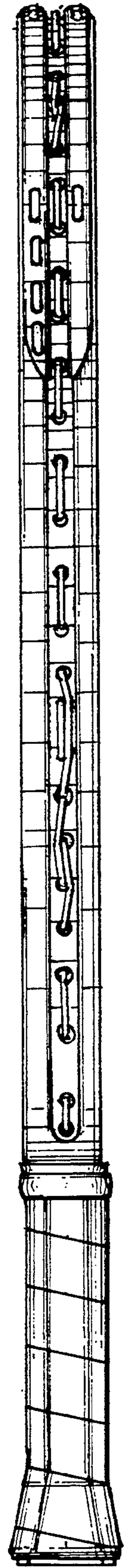


Fig. 2

Fig. 3

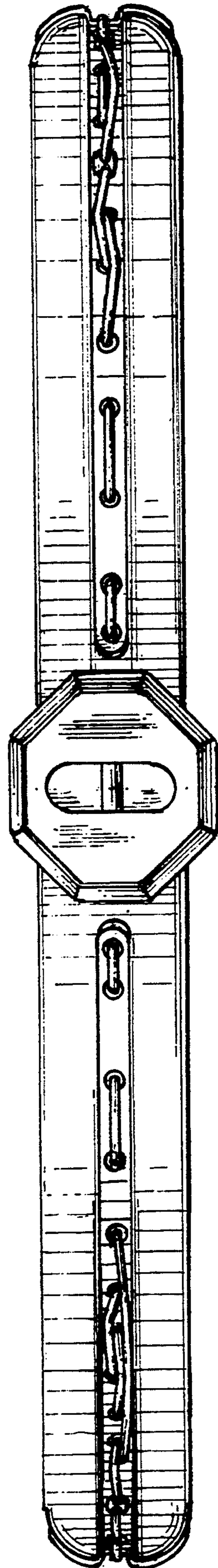
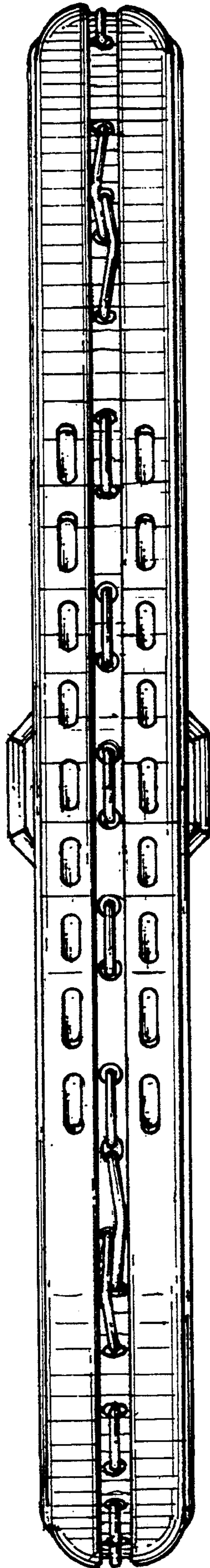


Fig. 4