



US00D355453S

United States Patent [19] Glynn

[11] Patent Number: **Des. 355,453**
[45] Date of Patent: **** Feb. 14, 1995**

[54] **COMBINED TOY GIRDER BEAM AND BLOCK**
[75] Inventor: **Kenneth P. Glynn, Raritan Township, Hunterdon County, N.J.**
[73] Assignee: **Ideal Ideas, Inc., Flemington, N.J.**
[**] Term: **14 Years**
[21] Appl. No.: **20,513**
[22] Filed: **Mar. 28, 1994**
[52] U.S. Cl. **D21/108**
[58] Field of Search **D21/108; 446/107, 115, 446/116, 118, 126, 128**

2,020,562 11/1935 Miller D21/108
3,242,610 3/1966 Christiansen .
3,509,642 5/1970 Brumlik 446/115
3,510,962 5/1970 Kazuhisa 446/115
4,182,072 1/1980 Much 446/116
4,547,160 10/1985 Labelle 446/107
5,209,693 5/1993 Lyman 446/128
5,282,767 2/1994 Gelardi 446/107

OTHER PUBLICATIONS

Lego Catalog center of page.
Primary Examiner—Bernard Ansher
Assistant Examiner—R. Barkai
Attorney, Agent, or Firm—Kenneth P. Glynn

[57] CLAIM

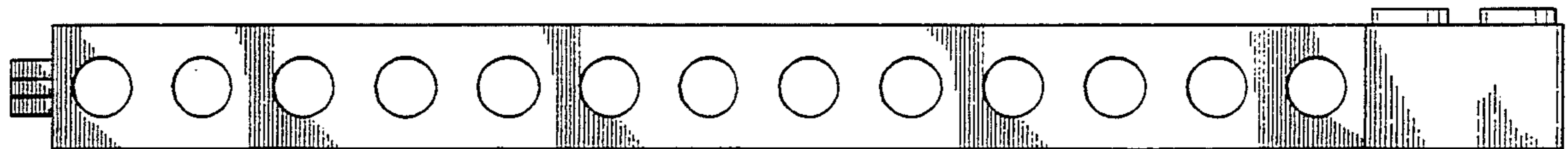
The ornamental design for a combined toy girder beam and block, as shown.

DESCRIPTION

FIG. 1 is a front elevational view of a combined toy girder beam and block showing my new design, the rear elevational view being identical; FIG. 2 is a left side view thereof; FIG. 3 is a right side view thereof; FIG. 4 is a top view thereof; and, FIG. 5 is a bottom view thereof.

[56] **References Cited**
U.S. PATENT DOCUMENTS

D. 278,110	3/1985	Boland, III	D21/108
D. 290,627	6/1987	Dideriksen	D21/108
D. 304,220	10/1989	Bertrand	D21/108
317,478	6/1891	Larsen et al.	.	
D. 334,953	4/1993	Kawahara	D21/108
1,163,851	12/1915	Pringle	D21/108
1,192,530	7/1916	Kirk	D21/108
1,760,638	5/1930	Gilbert	D21/108
1,779,826	10/1930	Potter	D21/108



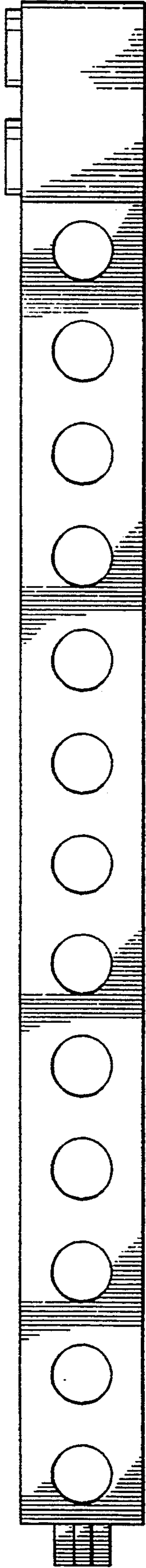


FIG. 1

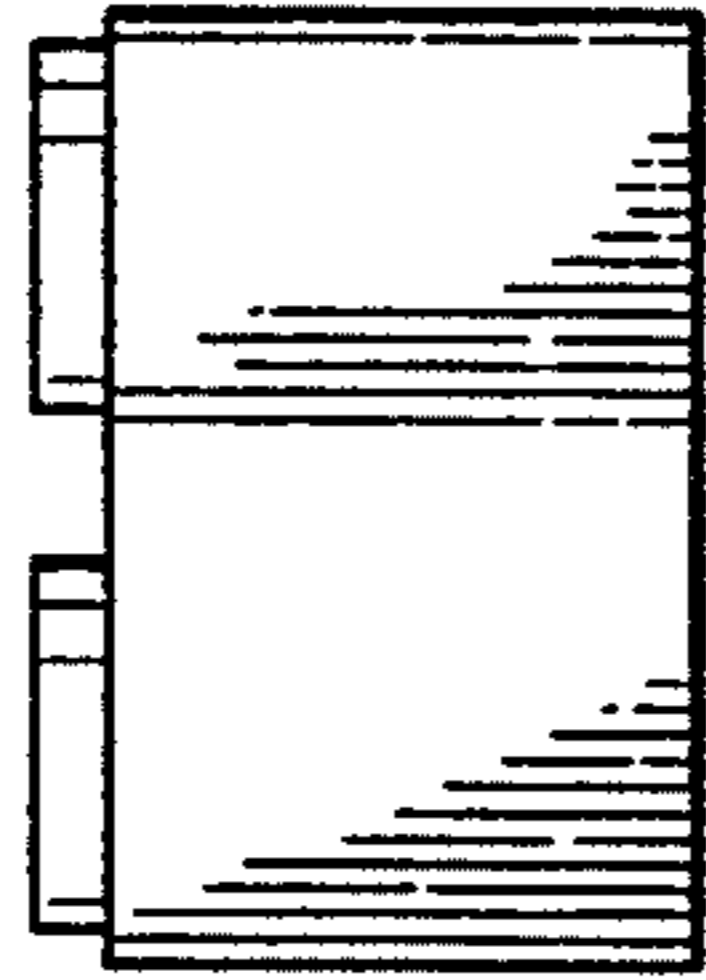


FIG. 3

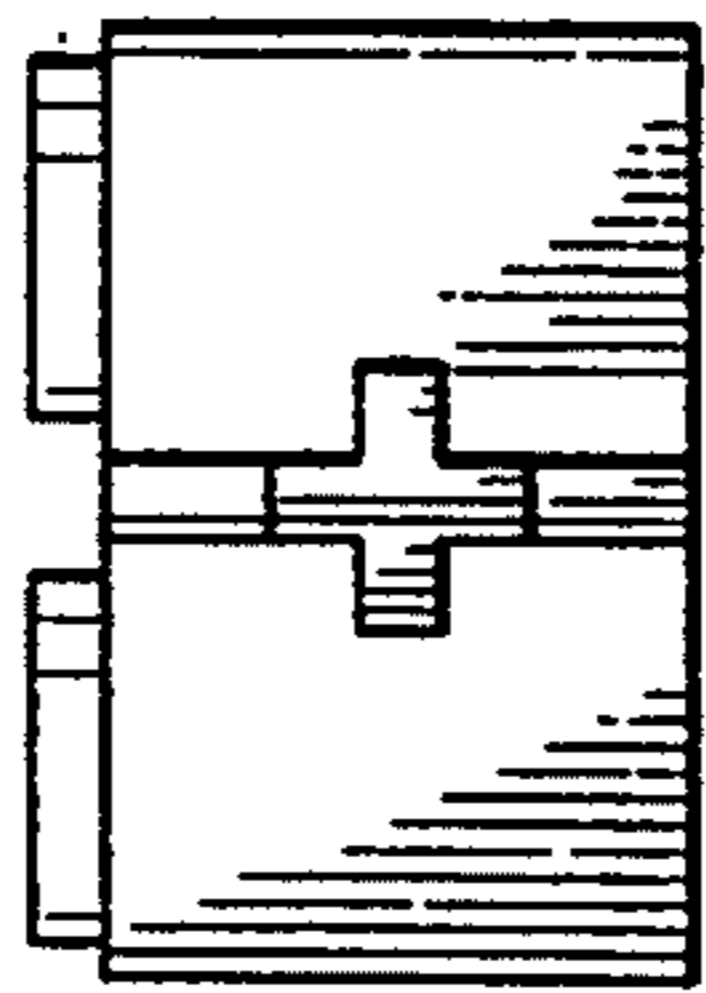


FIG. 2

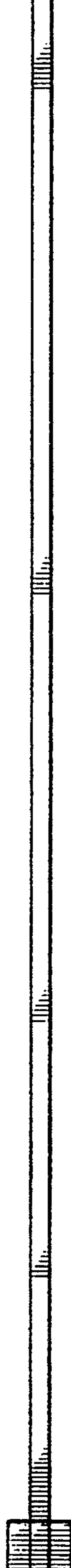
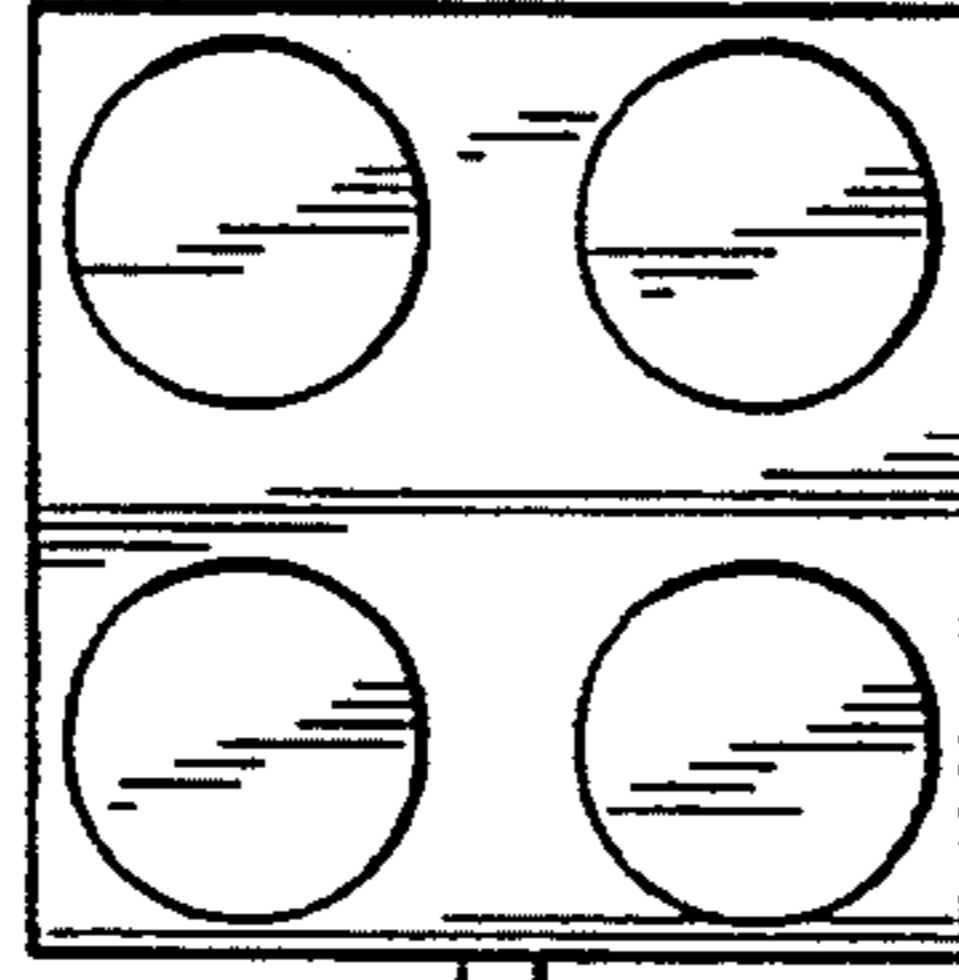


FIG. 4

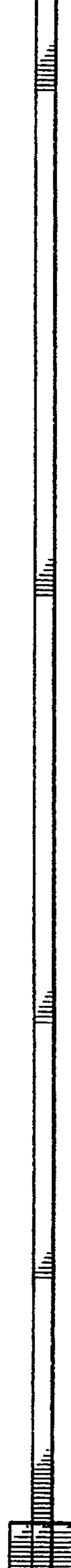
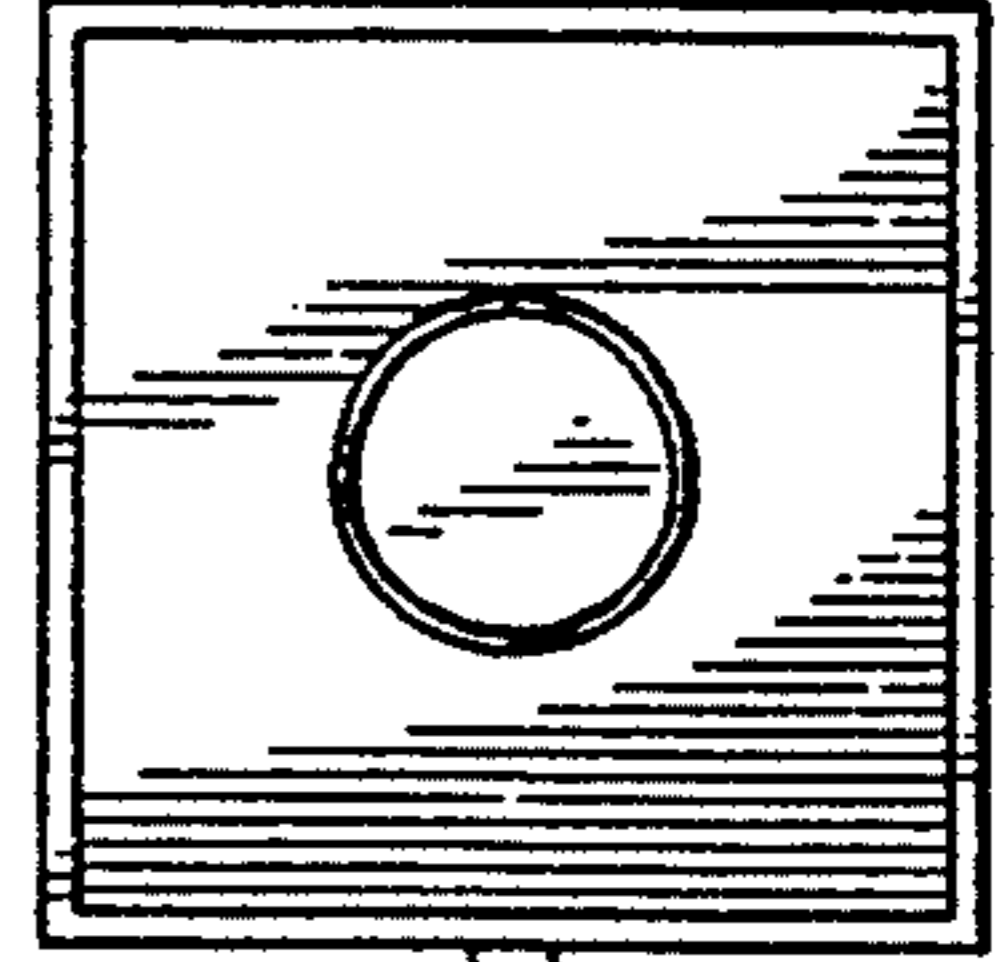


FIG. 5