



US00D355444S

United States Patent [19]

[11] Patent Number: **Des. 355,444**

Deluca

[45] Date of Patent: **** Feb. 14, 1995**

[54] **GOLF CLUB GRIP**

3,574,349 4/1971 Kropp .
3,782,725 1/1974 Giambazi .
4,426,083 1/1984 Dishner .
4,537,403 8/1985 Farina .

[76] Inventor: **Michael Deluca**, 128 Rollingwood,
San Rafael, Calif. 94901

[**] Term: **14 Years**

Primary Examiner—Bernard Ansher
Assistant Examiner—Mitchell I. Siegel
Attorney, Agent, or Firm—Townsend & Townsend
Khourie & Crew

[21] Appl. No.: **13,683**

[22] Filed: **Sep. 29, 1993**

[52] U.S. Cl. **D21/222**

[58] Field of Search D21/221, 222; 273/81 R,
273/81 B

[57] CLAIM

The ornamental design for a golf club grip, as shown and described.

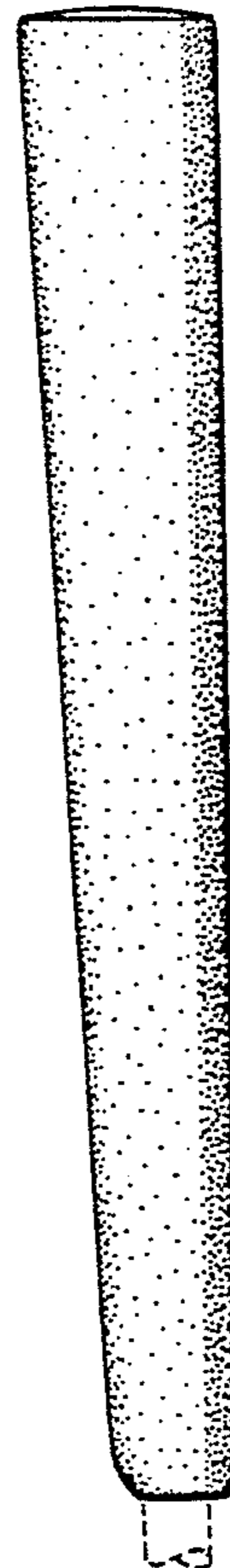
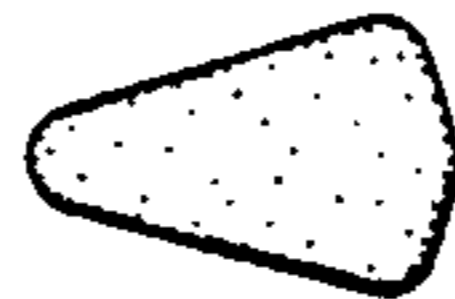
[56] References Cited

U.S. PATENT DOCUMENTS

- D. 128,266 4/1941 Smith .
- D. 221,345 8/1971 Dworak et al. .
- D. 228,198 8/1973 Spencer .
- D. 295,207 4/1988 Mahaffey D21/222
- D. 321,546 11/1991 DeLuca .
- 1,677,099 7/1928 Harness .
- 2,843,384 7/1958 Schmidt .
- 2,876,010 3/1959 Hugman .
- 3,219,348 11/1965 Dishner .

DESCRIPTION

FIG. 1 is a top plan view of a gulf club grip showing my new design;
FIG. 2 is a front elevational view thereof;
FIG. 3 is a left side elevational view thereof with a portion of a golf club shaft shown in dashed lines for environmental purposes, the opposite side appearing essentially the same;
FIG. 4 is a rear elevational view thereof; and,
FIG. 5 is a bottom plan view thereof.



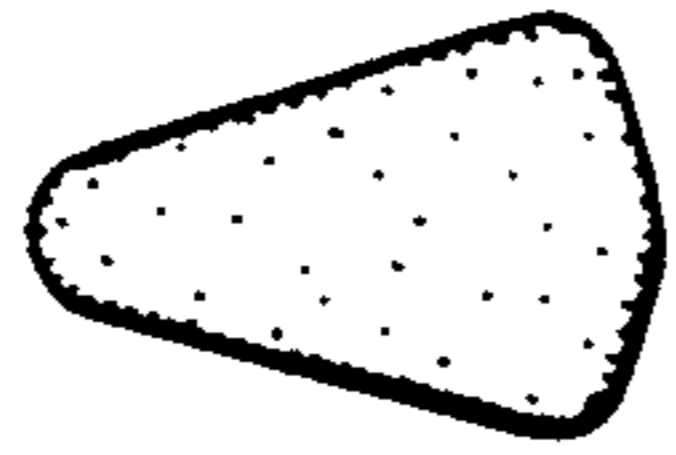


FIG. 1.




FIG. 3.

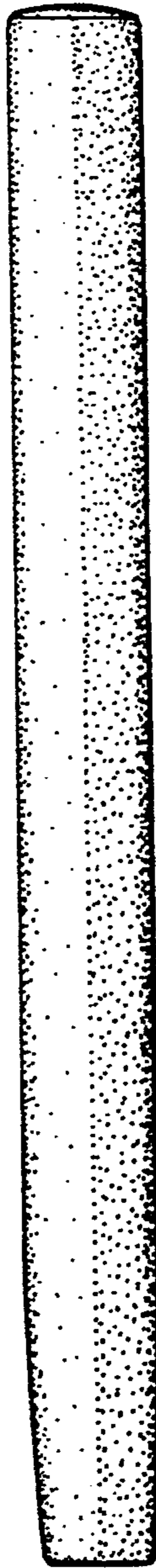


FIG. 2.



FIG. 4.

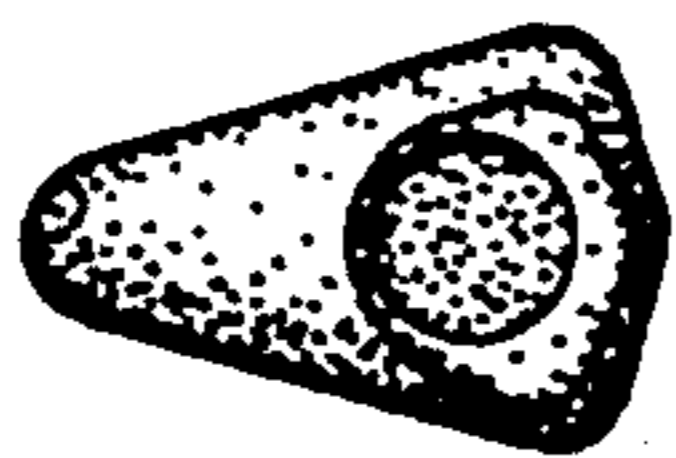


FIG. 5.