



US00D355442S

United States Patent [19]

[11] **Patent Number: Des. 355,442**

Chuang

[45] **Date of Patent: ** Feb. 14, 1995**

[54] **COMBINED REFILLABLE ERASER TIPS AND CONTAINER THEREFOR**

D. 341,623	11/1993	Chuang	D19/36
1,080,633	12/1913	Husch	15/194
4,346,495	8/1982	Lin	15/184
4,854,761	8/1989	Smith et al.	401/57 X
5,221,152	6/1993	Chuang	401/57
5,299,341	4/1994	Wakao	15/210.1

[75] **Inventor: Cheng-Hwa Chuang, Taipei, Taiwan, Prov. of China**

[73] **Assignee: Pioneer Industrial Corporation, Taipei, Taiwan, Prov. of China**

[**] **Term: 14 Years**

*Primary Examiner—Martie Thompson
Attorney, Agent, or Firm—Drucker & Sommers*

[21] **Appl. No.: 17,583**

[57] **CLAIM**

[22] **Filed: Jan. 14, 1994**

The ornamental design for a combined refillable eraser tips and container therefor, as shown and described.

[52] **U.S. Cl. D19/53; D19/43; D19/65; D19/57**

DESCRIPTION

[58] **Field of Search** D19/35, 36, 41-51, D19/54-58, 53, 65, 81-85, 99, 100; 401/29, 34, 57, 90; 15/184, 194, 210.1, 244.1

FIG. 1 is a front elevational view of a combined refillable eraser tips and container therefor showing my new design;

[56] **References Cited**

FIG. 2 is a right side elevational view thereof, the left side being a mirror image thereof;

U.S. PATENT DOCUMENTS

D. 301,202	5/1989	Canet	D19/51 X
D. 329,253	9/1992	Sekiguchi	D19/53 X
D. 331,940	12/1992	Shirai et al.	D19/51
D. 340,947	11/1993	Tu	D19/48 X

FIG. 3 is a top plan view thereof;

FIG. 4 is a bottom plan view thereof;

FIG. 5 is a rear elevational view thereof; and,

FIG. 6 is a cross-sectional view thereof taken along the line of 6-6 of FIG. 1.

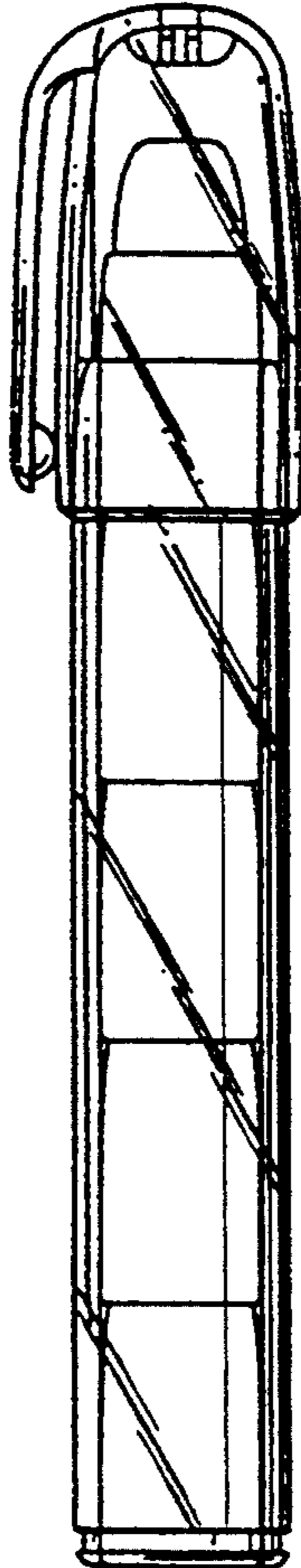
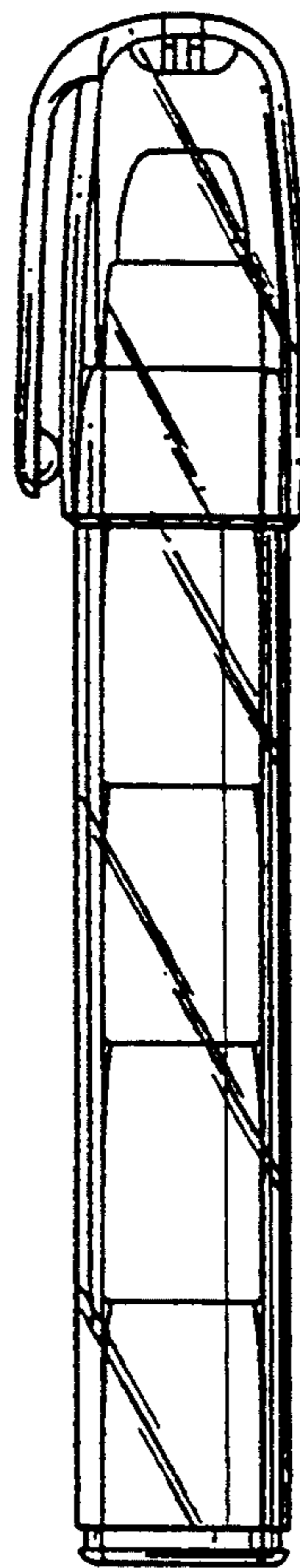
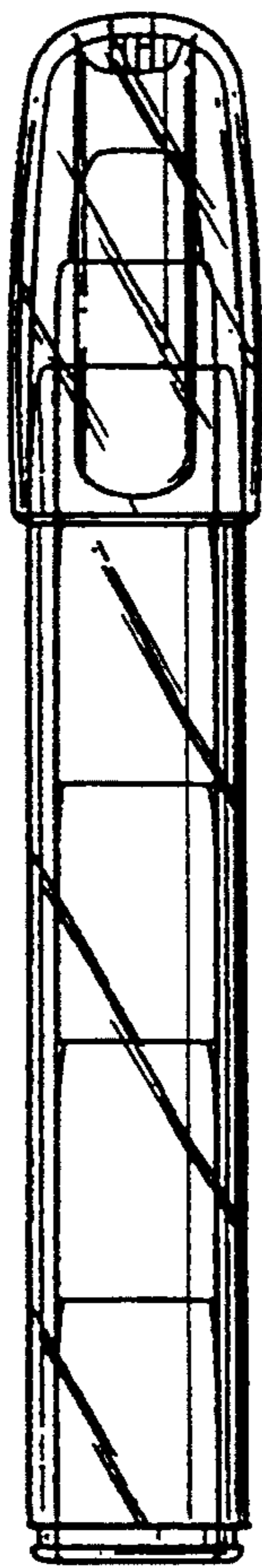


FIG. 1

FIG. 2

6 ↗



6 ↘

FIG. 3

FIG. 4

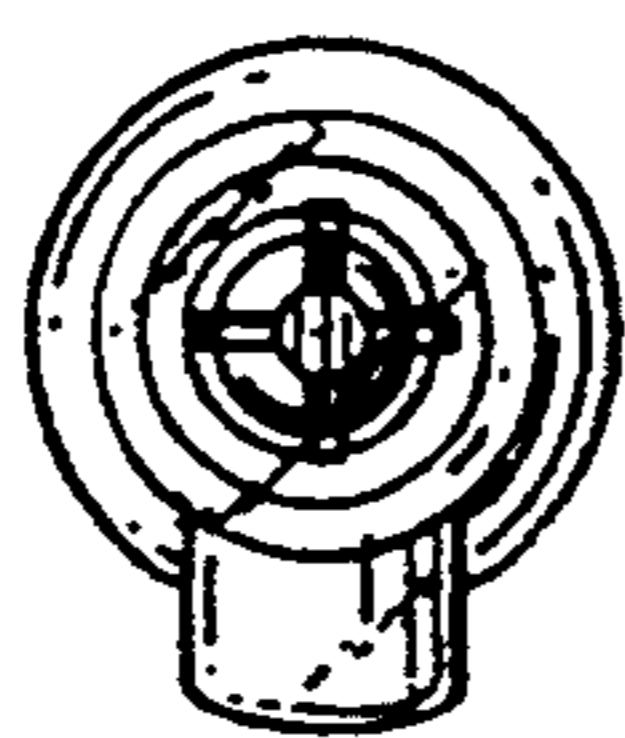


FIG.5




FIG.6

