



US00D355429S

**United States Patent** [19]  
**Hirschman**

[11] **Patent Number: Des. 355,429**

[45] **Date of Patent: \*\* Feb. 14, 1995**

[54] **EXPANDABLE SPECTACLE TEMPLE**

[75] **Inventor: Richard Hirschman, Albertson, N.Y.**

[73] **Assignee: Hudson Optical Corporation, Bohemia, N.Y.**

[\*\*] **Term: 14 Years**

[21] **Appl. No.: 16,804**

[22] **Filed: Dec. 23, 1993**

[52] **U.S. Cl. .... D16/335**

[58] **Field of Search .... D16/102-104, D16/107, 111-112, 114, 116-117, 119, 121-122, 127; D29/8, 9; 351/41, 44, 51, 57, 110, 113-114, 118, 154, 172; 2/10, 432, 435-437, 439, 447-449, 452-454**

[56] **References Cited**

**U.S. PATENT DOCUMENTS**

D. 310,839	9/1990	Bolle	.....	D16/112
1,335,823	4/1920	Day	.....	351/114
1,701,009	2/1929	Nerney	.....	351/114
1,918,982	7/1933	Poeton	.....	351/114
4,720,186	1/1988	Douillard	.....	351/114
4,781,450	11/1988	Danloup	.....	351/114
4,898,460	2/1990	Magninat	.....	351/41
4,955,708	9/1990	Kahaney	.....	351/44

**OTHER PUBLICATIONS**

Surfer Jun. 1989 p. 71 top of page.

*Primary Examiner*—Bernard Ansher

*Assistant Examiner*—R. Barkai

*Attorney, Agent, or Firm*—Ostrolenk, Faber, Gerb & Soffen

[57] **CLAIM**

The ornamental design for expandable spectacle temple, as shown and described.

**DESCRIPTION**

FIG. 1 is a top plan view of the expandable spectacle temple showing my new design in the non-expanded condition;

FIG. 2 is a first side elevation view thereof;

FIG. 3 is a bottom plan view thereof;

FIG. 4 is a second side plan view thereof;

FIG. 5 is a front end view from the left hand side of the FIG. 2;

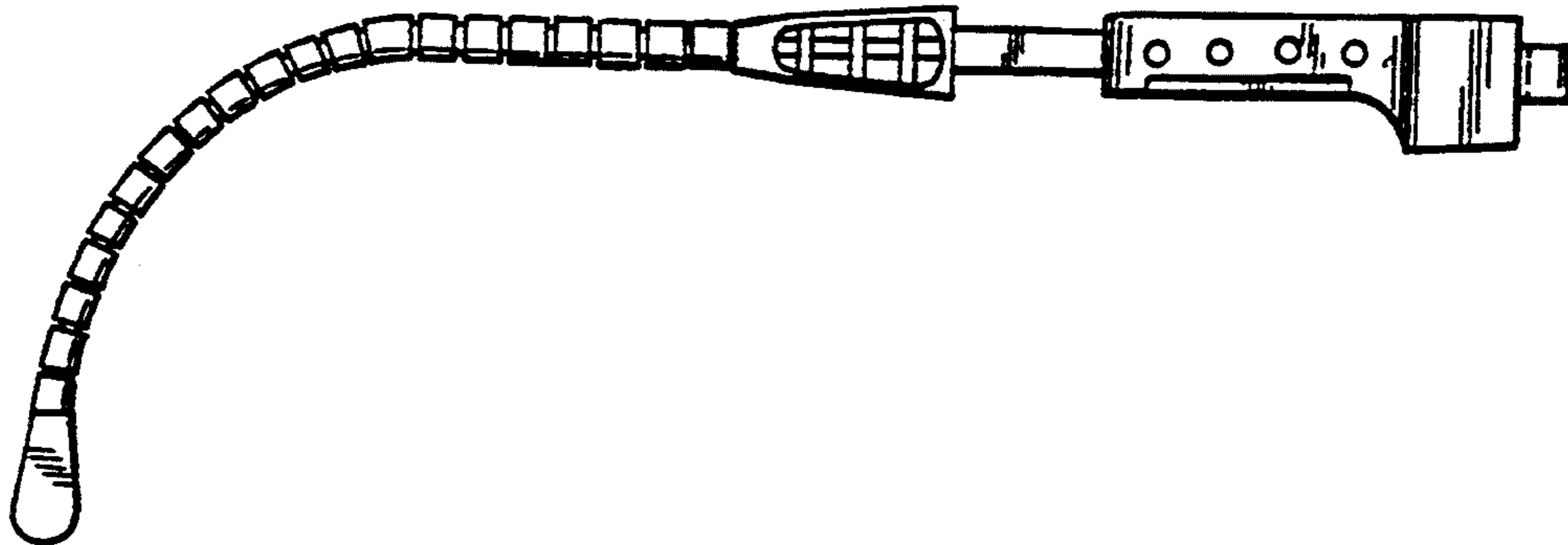
FIG. 6 is a back end view from the right hand side of the FIG. 2;

FIG. 7 is a top view with the temple fully expanded;

FIG. 8 is a view of the first side with the temple fully expanded;

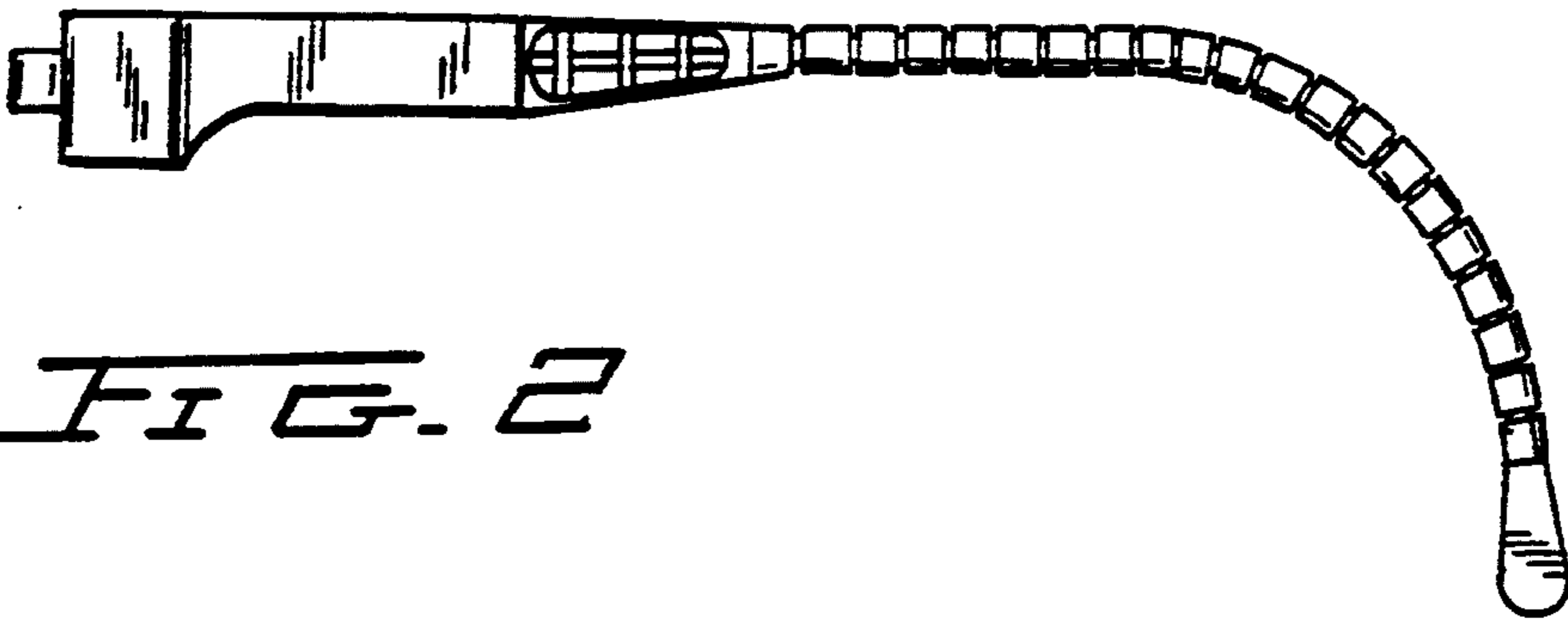
FIG. 9 is a bottom view with the temple fully expanded; and,

FIG. 10 is a view of the second side with the temple fully expanded.





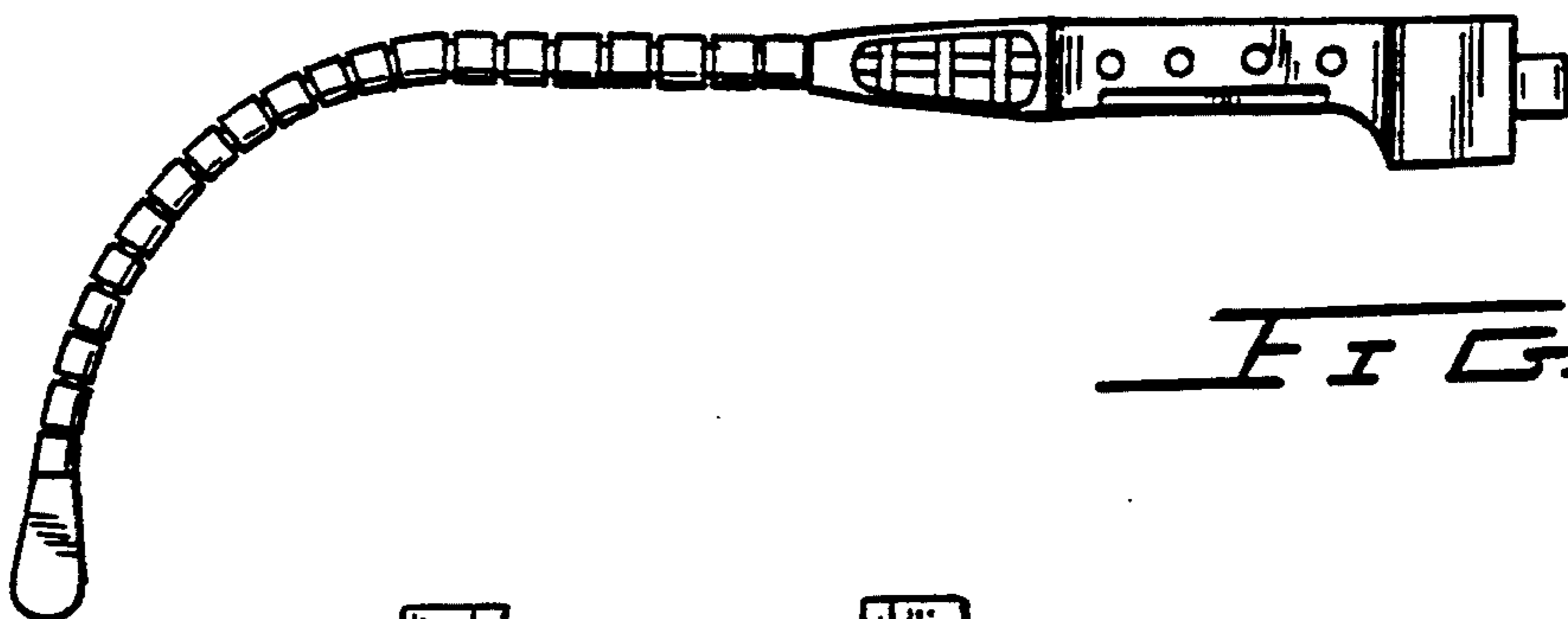
*FIG. 1*



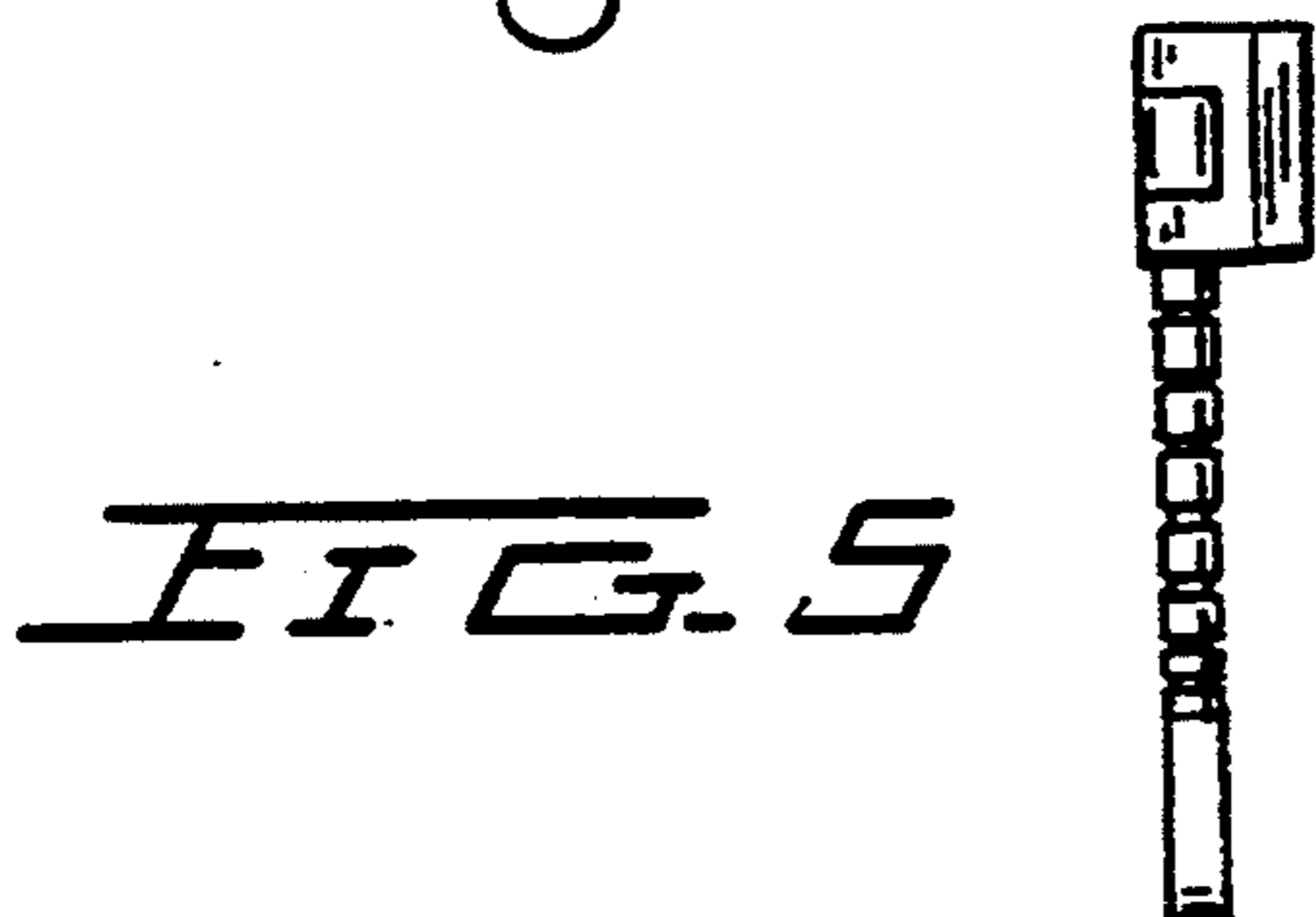
*FIG. 2*



*FIG. 3*



*FIG. 4*




*FIG. 5*



*FIG. 6*



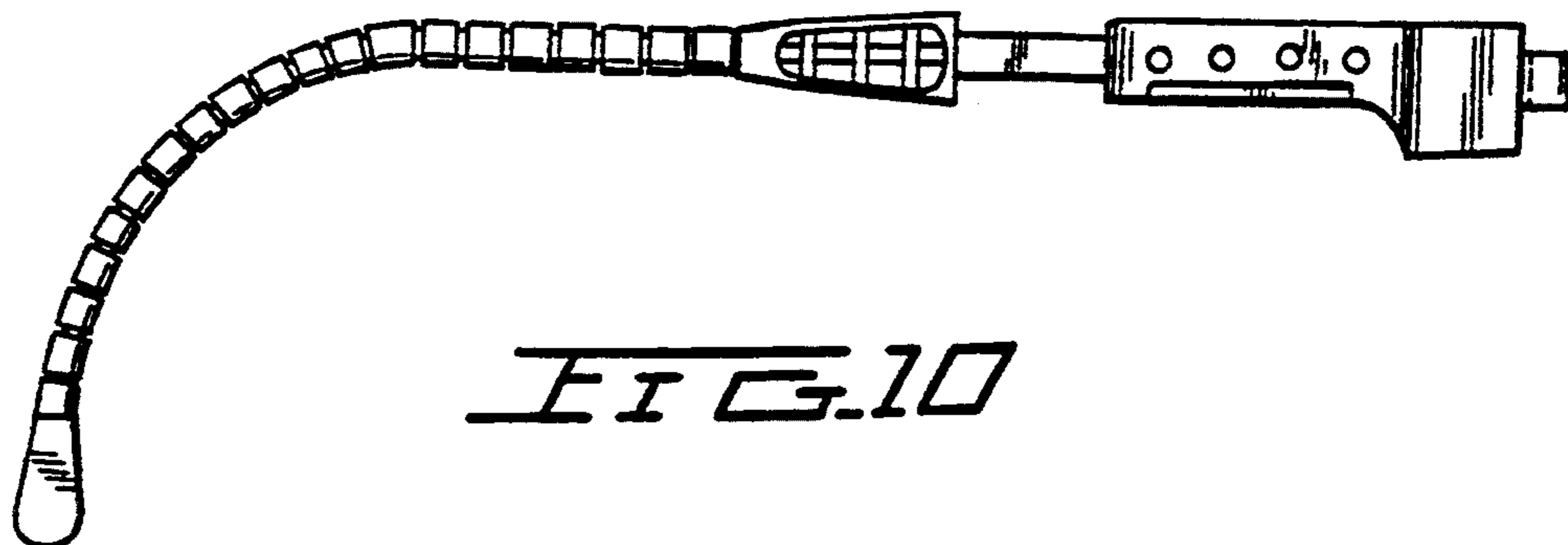
*FIG. 7*



*FIG. 8*



*FIG. 9*



*FIG. 10*