



US00D355421S

**United States Patent** [19]  
**Simon**

[11] **Patent Number: Des. 355,421**  
[45] **Date of Patent: \*\* Feb. 14, 1995**

[54] **MOWER HANDLE MOUNT**

5,261,141 11/1993 La Boda ..... 56/11.8

[76] **Inventor: David C. Simon, 5127 W. County Rd. 500N, Osgood, Ind. 47037**

*Primary Examiner*—Bernard Ansher  
*Assistant Examiner*—Sandra Morris  
*Attorney, Agent, or Firm*—Woodard, Emhardt, Naughton, Moriarty & McNett

[\*\*] **Term: 14 Years**

[21] **Appl. No.: 8,846**

[57] **CLAIM**

[22] **Filed: May 28, 1993**

The ornamental design for a mower handle mount, as shown and described.

[52] **U.S. Cl. .... D12/18; D15/17**

[58] **Field of Search .... D15/10-18; 56/11.8, 13.4, 16.7, 17.4, 17.5, 202, 255**


**DESCRIPTION**


[56] **References Cited**

**U.S. PATENT DOCUMENTS**

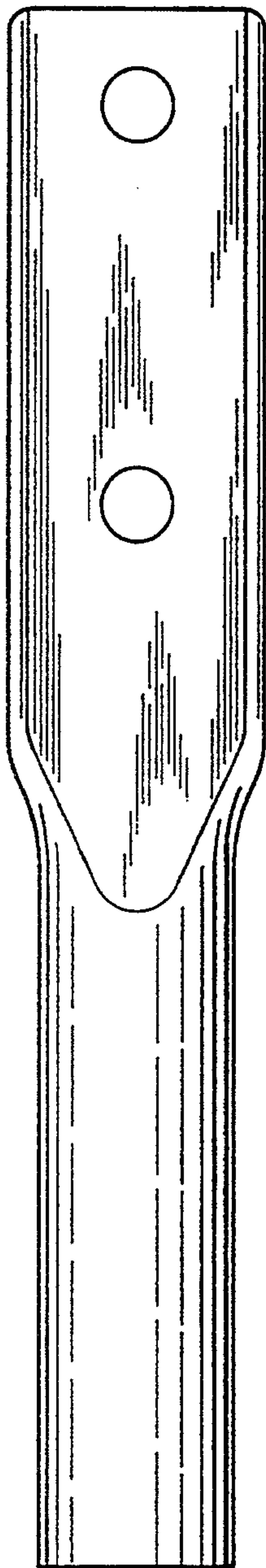
|            |         |                       |         |
|------------|---------|-----------------------|---------|
| D. 338,472 | 8/1993  | Patterson et al. .... | D15/17  |
| 4,573,307  | 3/1986  | Wick .....            | 56/11.8 |
| 4,711,077  | 12/1987 | Kutsukake et al. .... | 56/17.5 |
| 4,897,988  | 2/1990  | Schweitz et al. ....  | 56/17.4 |
| 4,920,734  | 5/1990  | Wenzel .....          | 56/11.8 |

FIG. 1 is a perspective view of a mower handle mount showing my new design;  
FIG. 2 is a front elevational view thereof;  
FIG. 3 is a side elevational view thereof;  
FIG. 4 is a rear elevational view thereof;  
FIG. 5 is a bottom plan view thereof; and,  
FIG. 6 is a top plan view thereof.  
The appearance of the side opposite that shown in FIG. 3 is a mirror image of FIG. 3.






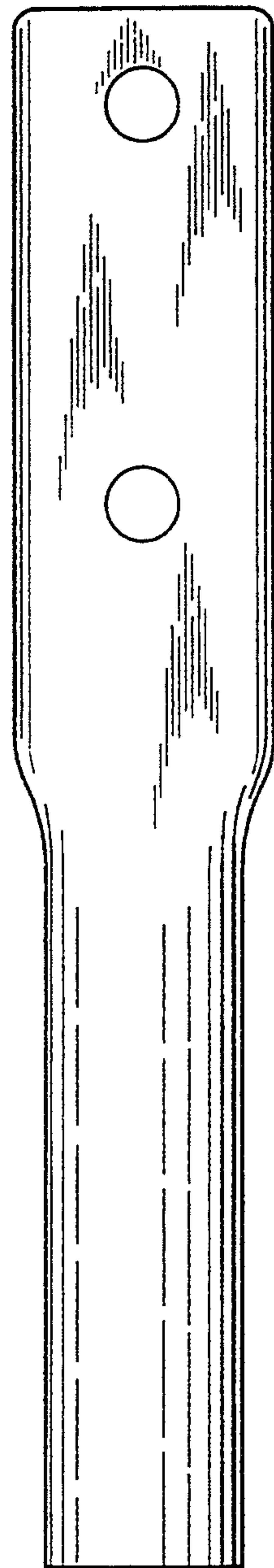
*Fig. 1*



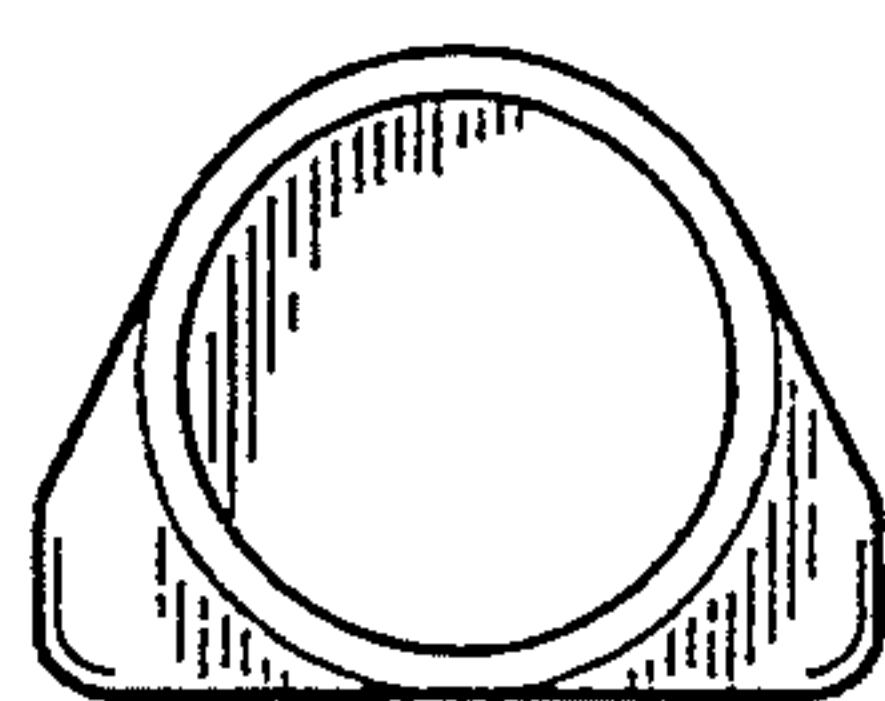
*Fig. 2*



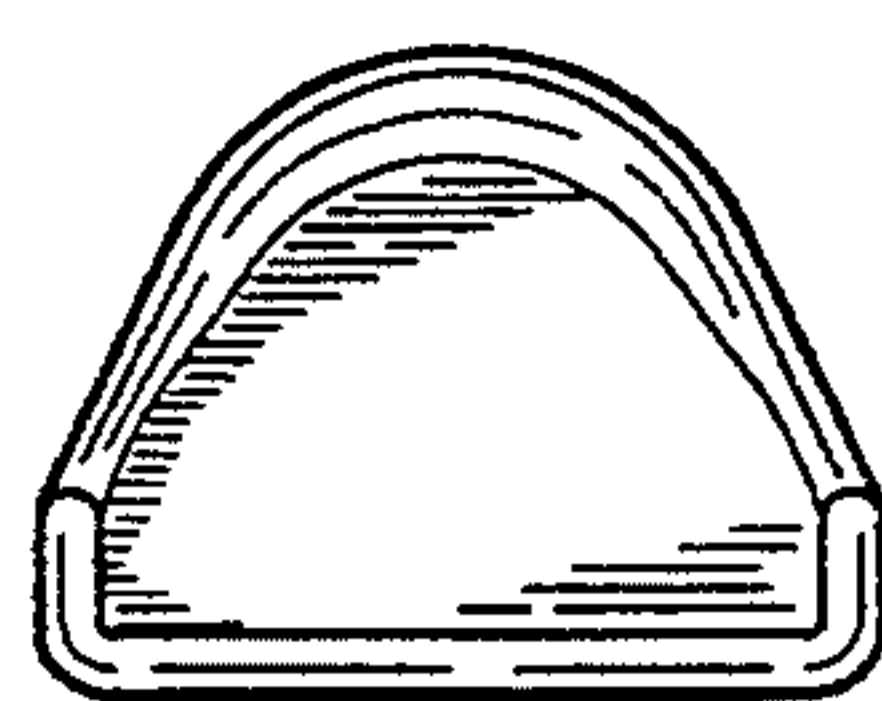
*Fig. 3*



*Fig. 4*



*Fig. 5*



*Fig. 6*