



US00D355390S

**United States Patent** [19]  
**Culbertson**

[11] **Patent Number: Des. 355,390**  
[45] **Date of Patent: \*\* Feb. 14, 1995**

[54] **TROPHY MOUNT**

[76] **Inventor: Steven Culbertson, 4973 Easy St., Tallahassee, Fla. 32303**

[\*\*] **Term: 14 Years**

[21] **Appl. No.: 13,998**

[22] **Filed: Oct. 8, 1993**

[52] **U.S. Cl. .... D11/132; D11/133**

[58] **Field of Search ..... D11/132, 133, 134, 164; 428/542.2, 542.4, 542.6**

[56] **References Cited**

**U.S. PATENT DOCUMENTS**

D. 96,848	9/1935	Menger .....	D11/164
D. 113,139	1/1939	Galgano .....	D11/134 X
D. 336,623	6/1993	Culbertson .	
453,008	5/1891	Kaempfer .	
2,003,896	6/1935	Menger .	
4,464,440	8/1984	Dotzman .	
4,717,626	1/1988	Badger .	
4,971,865	11/1990	Nowlan .	
5,015,532	5/1991	Knight .	

**OTHER PUBLICATIONS**

Rocks and Minerals; 1957; p. 130; Arrowhead.  
Arrowheads and Stone Artifacts; illustration 22, p. 33.  
Handbook of Alabama Archaeology illustrations A-95, A-11, A-50, A-116.

*Primary Examiner*—Bernard Ansher  
*Assistant Examiner*—Dominic Simone  
*Attorney, Agent, or Firm*—Richard C. Litman

[57] **CLAIM**

The ornamental design for a trophy mount, as shown and described.

**DESCRIPTION**

FIG. 1 is a perspective view of a trophy mount showing my new design;  
FIG. 2 is a top view thereof;  
FIG. 3 is a rear elevational view thereof;  
FIG. 4 is a front elevational view thereof;  
FIG. 5 is a bottom view thereof;  
FIG. 6 is a right side elevational view with the left side being a mirror image thereof; and,  
FIG. 7 is a front perspective view thereof.  
The broken line showing of a deer in FIG. 1 and a clock in FIG. 7 is for illustrative purposes only and forms no part of the claimed design.



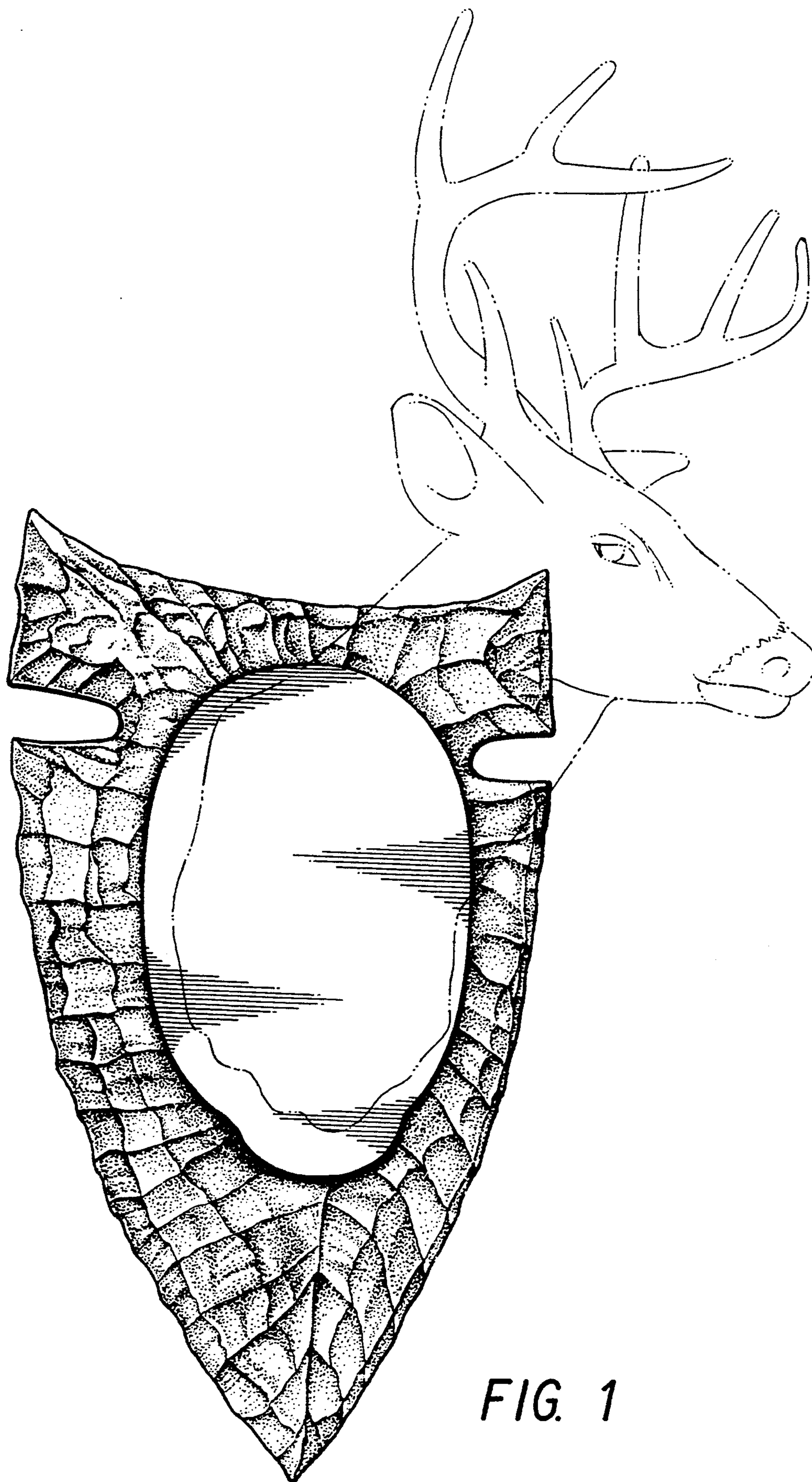


FIG. 1

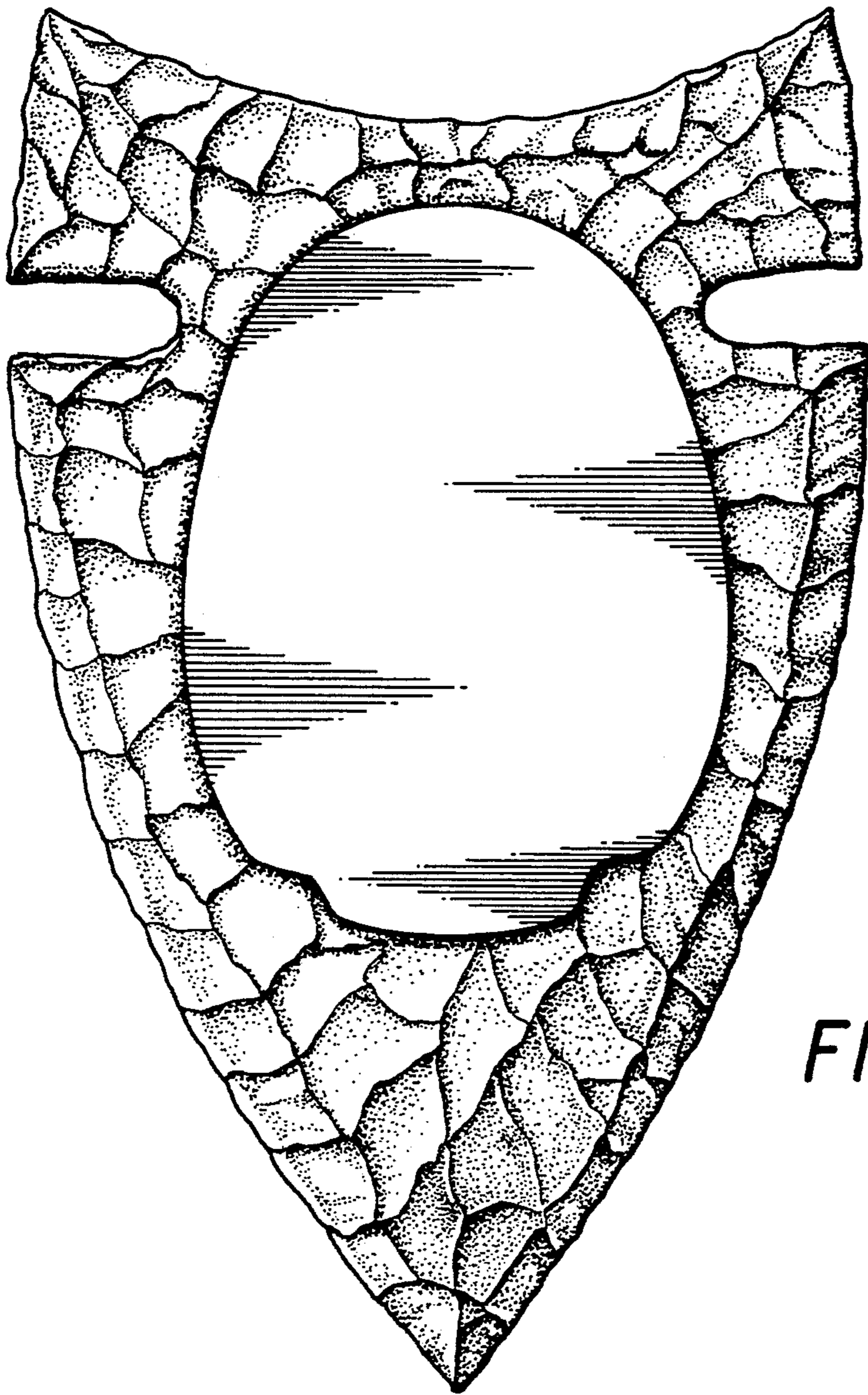


FIG. 2

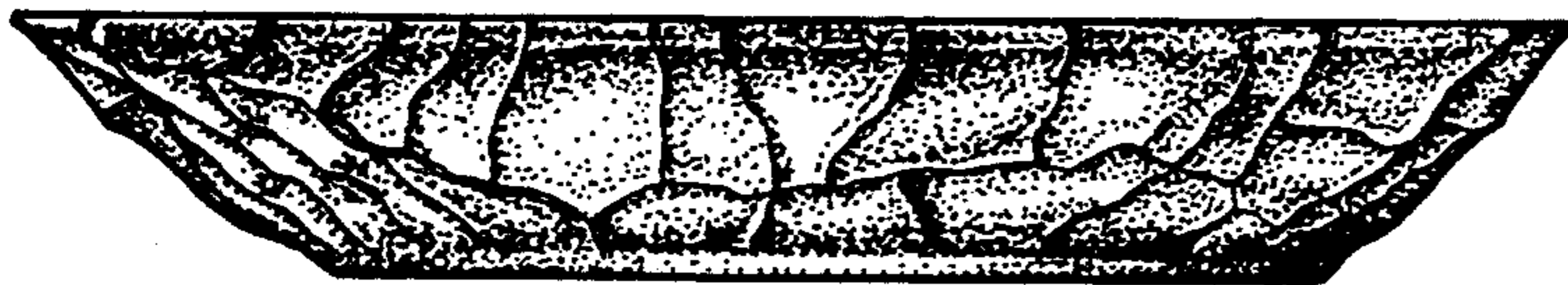


FIG. 3

FIG. 4



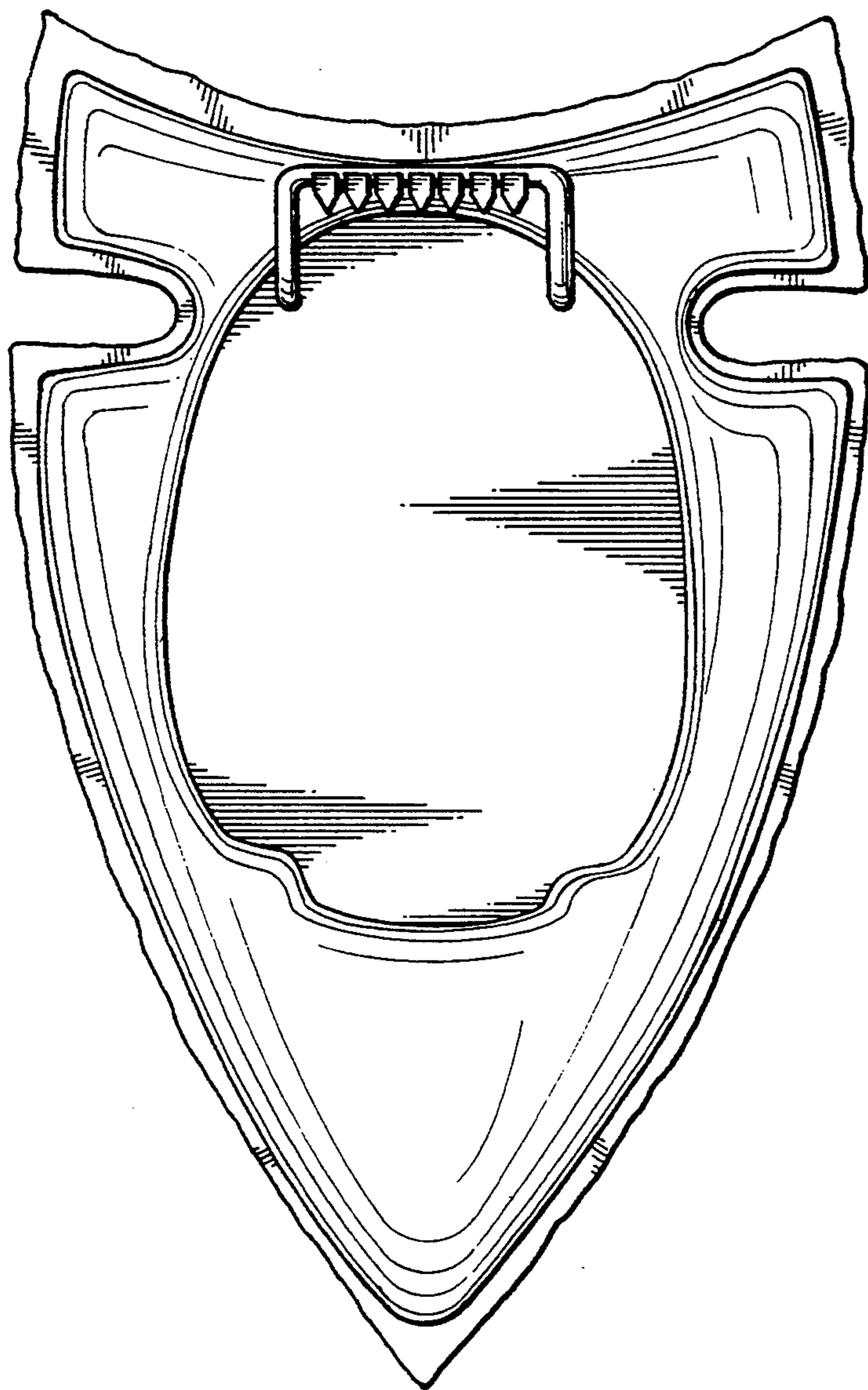


FIG. 5




FIG. 6

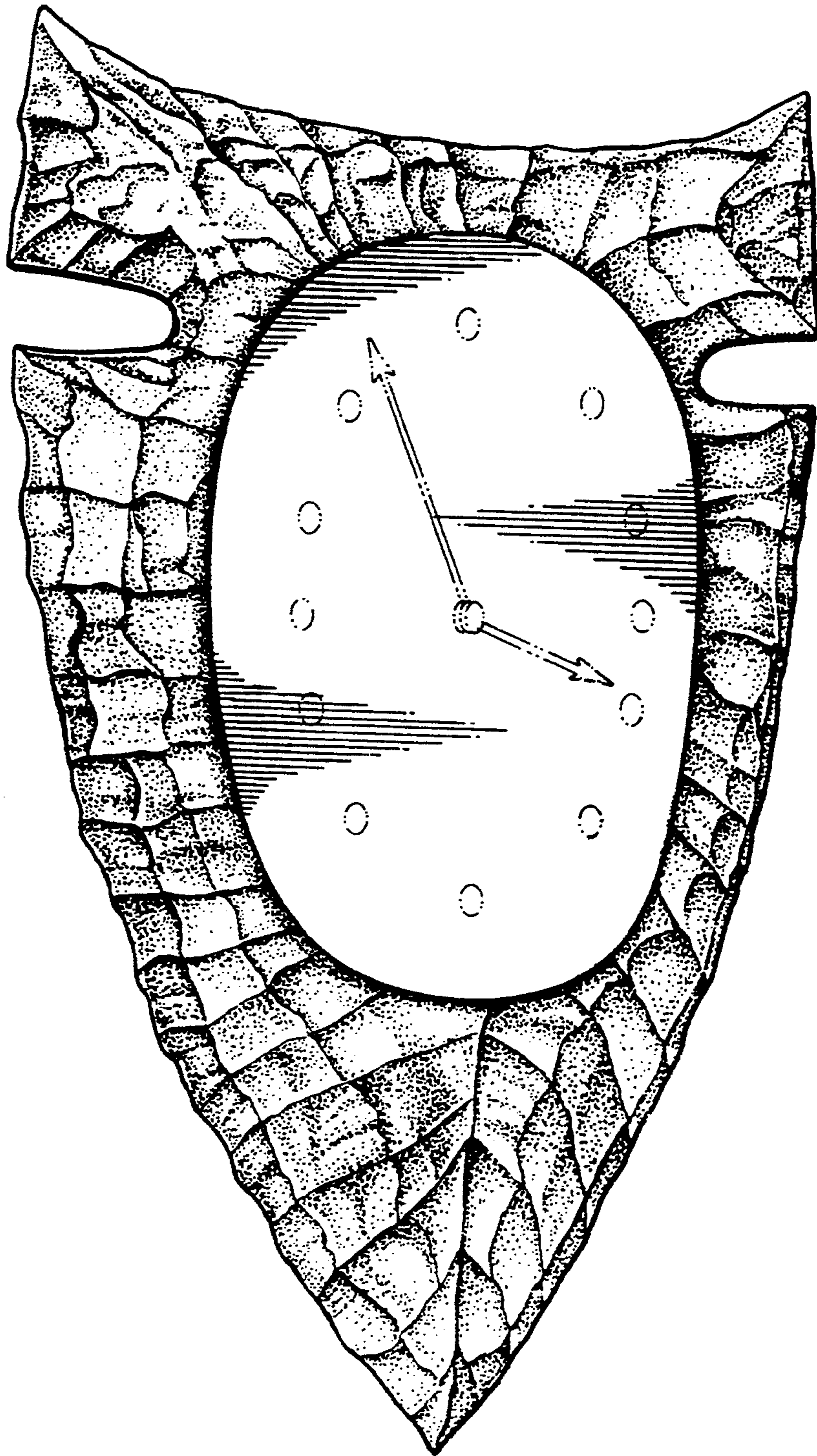


FIG. 7