



US00D355388S

United States Patent [19]

[11] Patent Number: **Des. 355,388**

Barrow

[45] Date of Patent: **** Feb. 14, 1995**

[54] **PENDANT**

[76] Inventor: **Barbara B. Barrow**, 208 Reservoir Rd., Perryville, Md. 21903

[**] Term: **14 Years**

[21] Appl. No.: **14,324**

[22] Filed: **Oct. 18, 1993**

[52] U.S. Cl. **D11/79**

[58] Field of Search **D11/1, 2, 79, 48, 43, D11/81; 63/1.1, 2, 12, 28**

[56] **References Cited**

U.S. PATENT DOCUMENTS

D. 58,410	7/1921	Szimanski	D11/79
D. 156,137	11/1949	Majeska	D11/79
D. 158,643	5/1950	Breen	D11/81 X
D. 195,468	6/1963	Rust	D11/43 X
D. 265,178	6/1982	Musillo	D11/79
D. 270,046	8/1983	Burkheimer	D11/79
D. 319,604	9/1991	Peterson	D11/79
2,438,332	3/1948	Clarke	D11/48 X
4,222,245	9/1980	Vitau	63/28

FOREIGN PATENT DOCUMENTS

1282154	11/1961	France	63/2
---------	---------	--------	-------	------

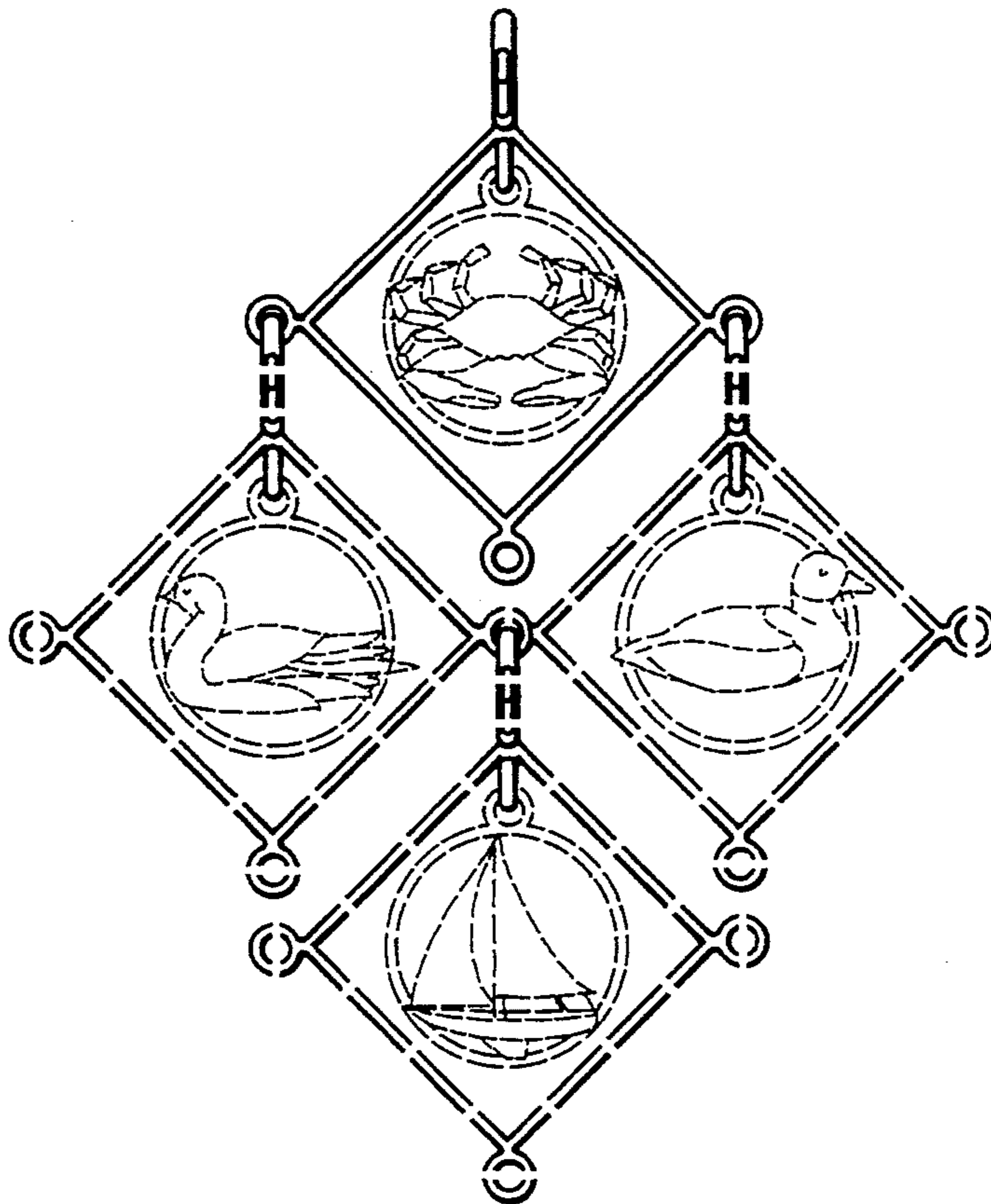
Primary Examiner—Ralf T. Seifert
Attorney, Agent, or Firm—Leonard Bloom

[57] **CLAIM**

The ornamental design for a pendant, as shown and described.

DESCRIPTION

FIG. 1 is a top plan view of a pendant showing my new design;
 FIG. 2 is a right side elevational view;
 FIG. 3 is a front elevational view;
 FIG. 4 is a front perspective view, the broken line showing of a model, necklace, 3 units and ornamentation therein is for illustrative purposes only and forms no part of the claimed design;
 FIG. 5 is a front elevational view, the broken line showing of additional units and the ornamentation therein is for illustrative purposes only and forms no part of the claimed design;
 FIG. 6 is a partial cross-section view taken along the lines 6—6 of FIG. 3;
 FIG. 7 is an enlarged partial perspective view of the hook and ring linkage between two vertically arranged units;
 FIG. 8 is a front elevational view of two units joined side-by-side; and,
 FIG. 9 is a front elevational view of two units joined top-to-bottom.
 The broken line showing of the additional unit shown in FIGS. 8 and 9 and partial showing in FIG. 7 is for illustrative purposes only and forms no part of the claimed design.



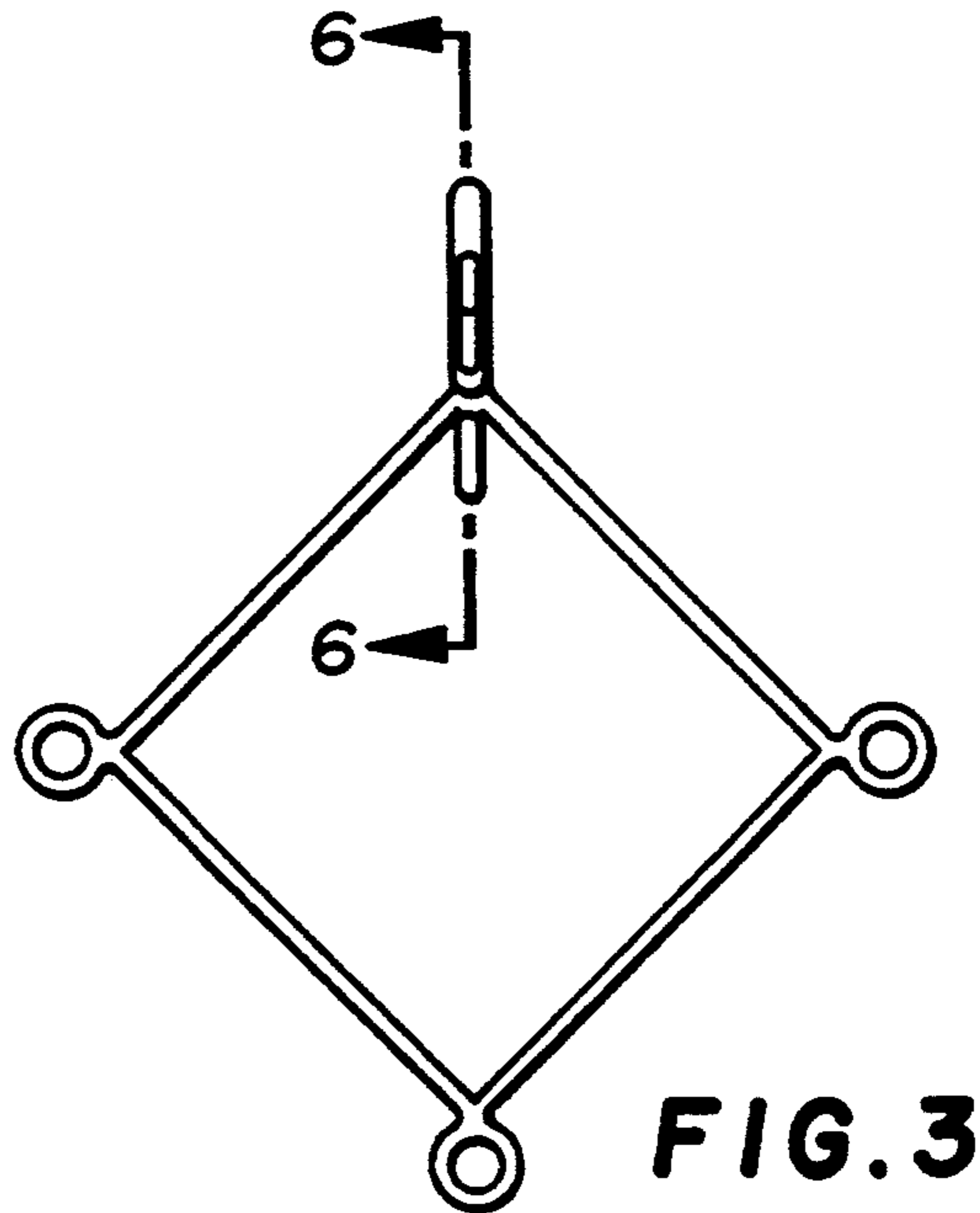
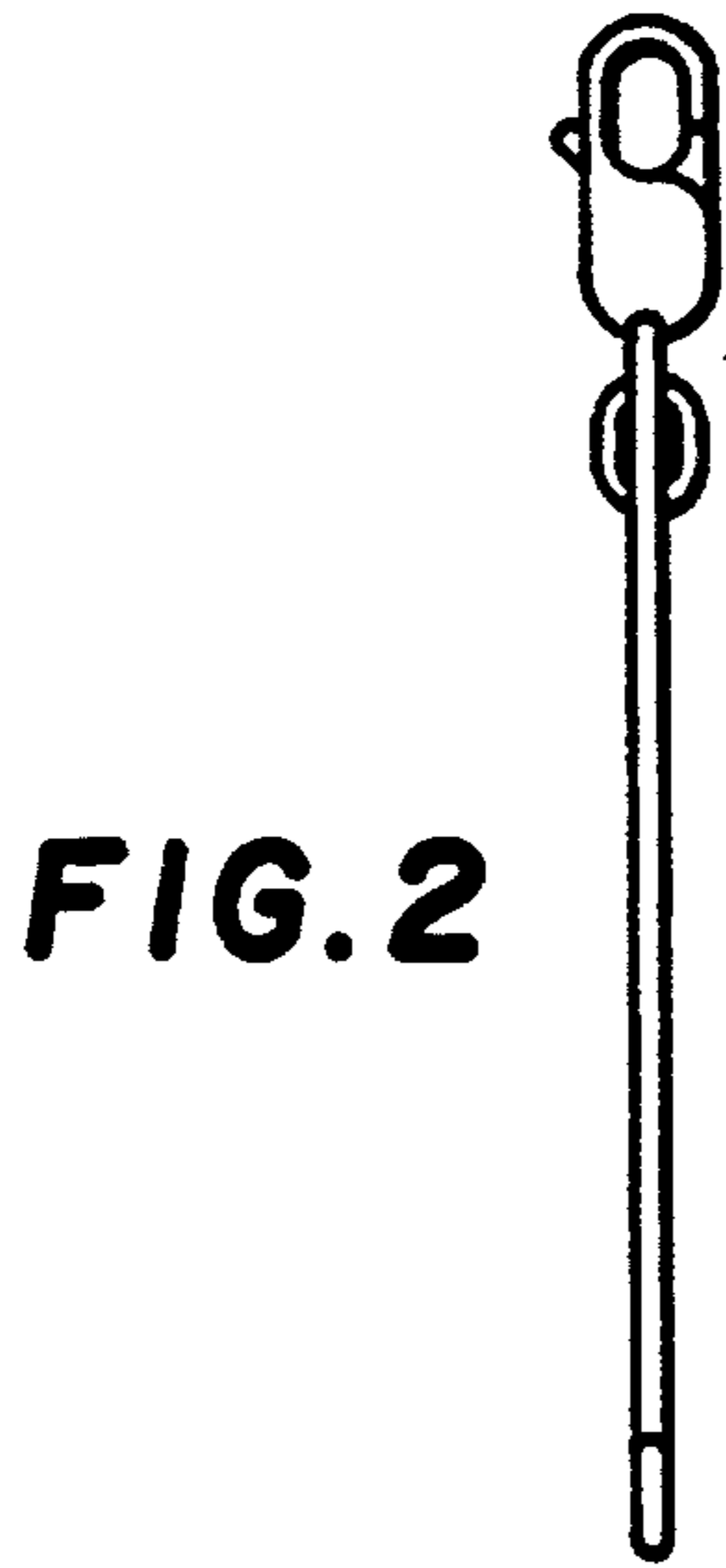


FIG. 6

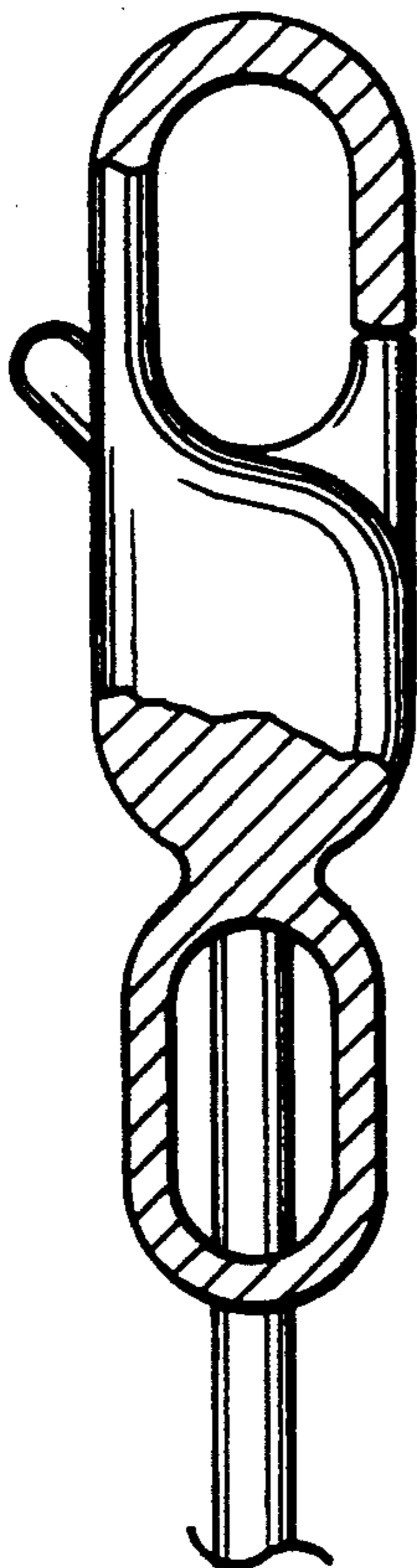


FIG. 7

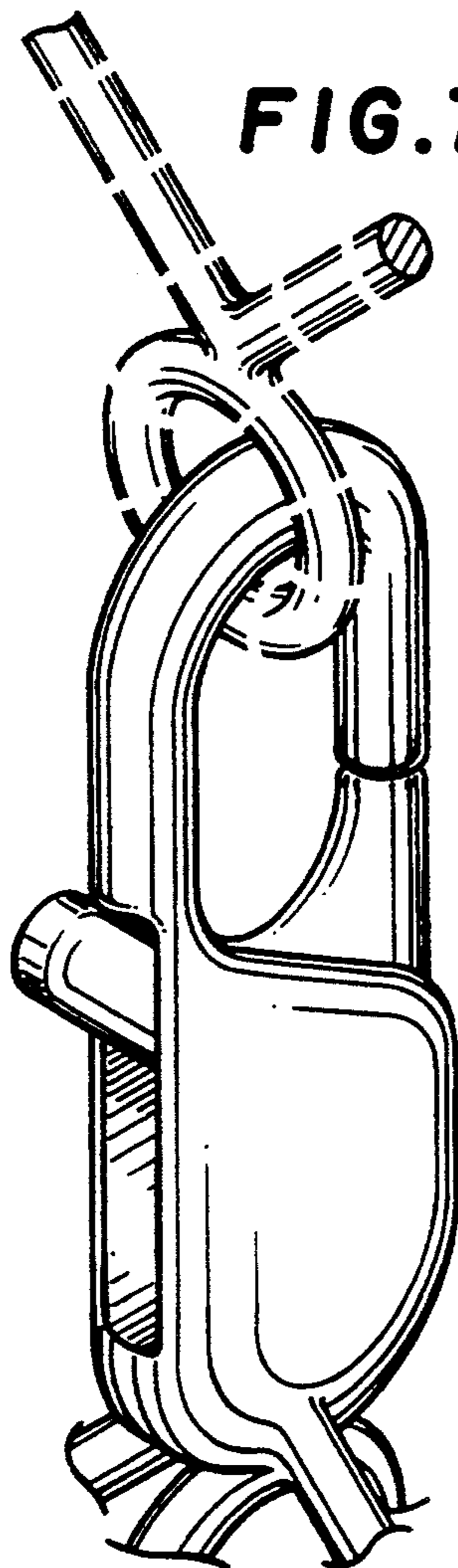


FIG. 4




FIG. 5

