



US00D355381S

United States Patent [19]
Reich

[11] **Patent Number: Des. 355,381**
[45] **Date of Patent: ** Feb. 14, 1995**

[54] **WRISTWATCH**

[76] **Inventor: Christopher Reich,**
Krattenturmstrasse 4, CH-8006
Zurich, Switzerland

[**] **Term: 14 Years**

[21] **Appl. No.: 4,007**

[22] **Filed: Jan. 25, 1993**

[30] **Foreign Application Priority Data**

Jul. 24, 1992 [WO] WIPO DMA/001851

[52] **U.S. Cl. D10/39; D10/30**

[58] **Field of Search D10/1-40,**
D10/122-132; 368/276-277, 280-282, 285

[56] **References Cited**

U.S. PATENT DOCUMENTS

D. 315,689 3/1991 Pandel D10/39
D. 323,126 1/1992 Kawashima D10/39

OTHER PUBLICATIONS

Swiss Watch & Jewelry Journal -Feb. 1988 p. 225-watch.
Swiss Watch & Jewelry Journal-Mar. 1988-p. 494-wat-
ches at top right.

Primary Examiner-Nelson C. Holtje
Attorney, Agent, or Firm-Sughrue, Mion, Zinn,
Macpeak & Seas

[57] **CLAIM**

The ornamental design for a wristwatch, as shown and
described.

DESCRIPTION

FIG. 1 is a perspective view of a wristwatch showing
my new design;
FIG. 2 is a top plan view thereof;
FIG. 3 is a bottom plan view thereof;
FIG. 4 is a side elevational view of one side thereof;
FIG. 5 is a side elevational view of an opposite side
thereof;
FIG. 6 is an end elevational view of one end thereof;
and,
FIG. 7 is an end elevational view of an opposite end
thereof.

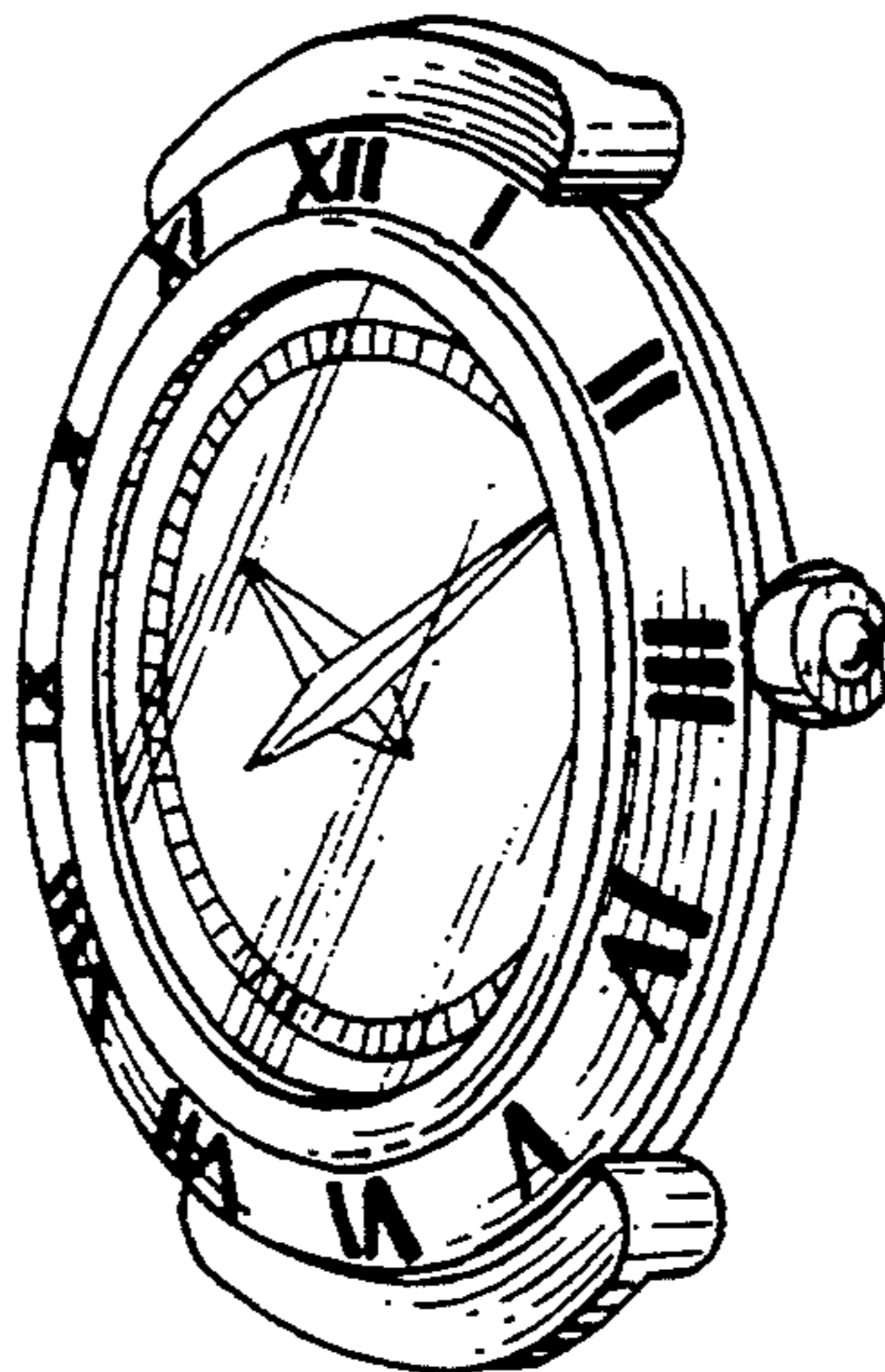


FIG. 6




FIG. 2




FIG. 4



FIG. 5




FIG. 3

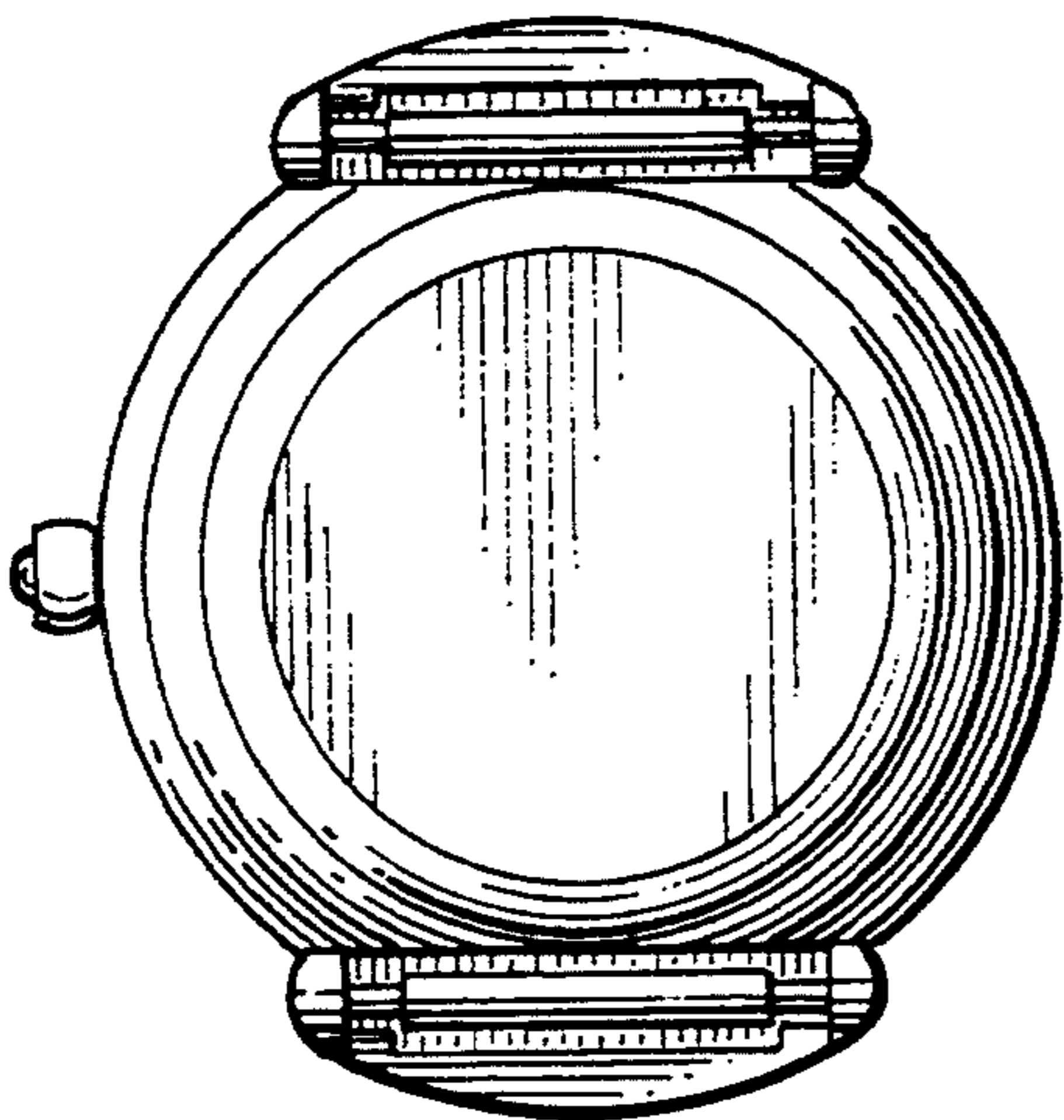


FIG. 7




FIG. 1

