



US00D355380S

United States Patent [19]

Nakai

[11] Patent Number: **Des. 355,380**

[45] Date of Patent: **** Feb. 14, 1995**

[54] **WRIST WATCH**

D. 339,750 9/1993 Nakai D10/38

[75] Inventor: **Toshio Nakai**, Tokyo, Japan

OTHER PUBLICATIONS

[73] Assignee: **Casio Computer Co., Ltd.**, Tokyo, Japan

Casio Watch & Clock Catalog—pp. 2/5 (cover)—watch at bottom—right.

[**] Term: **14 Years**

Primary Examiner—Nelson C. Holtje
Attorney, Agent, or Firm—Frishauf, Holtz, Goodman & Woodward

[21] Appl. No.: **1,860**

[22] Filed: **Nov. 24, 1992**

[57] CLAIM

[52] U.S. Cl. **D10/39; D10/30; D10/31; D10/38**

The ornamental design for a wrist watch, as shown and described.

[58] Field of Search **D10/1-40, D10/122-132; 368/276-277, 280-282, 285, 82-84, 239-242**

DESCRIPTION

[56] References Cited

U.S. PATENT DOCUMENTS

- D. 314,518 2/1991 Kawashima D10/39
- D. 321,145 10/1991 Takahashi D10/39
- D. 333,100 2/1993 Morishima D10/38
- D. 339,530 9/1993 Morishima D10/30 X

FIG. 1 is a front elevation view of a wrist watch showing my new design;
 FIG. 2 is a right side elevation view thereof;
 FIG. 3 is a left side elevation view thereof;
 FIG. 4 is a top plan view thereof;
 FIG. 5 is a bottom plan view thereof;
 FIG. 6 is a rear elevation view thereof; and,
 FIG. 7 is a perspective view thereof.




FIG. 4



FIG. 3




FIG. 1




FIG. 2



FIG. 5




FIG. 6

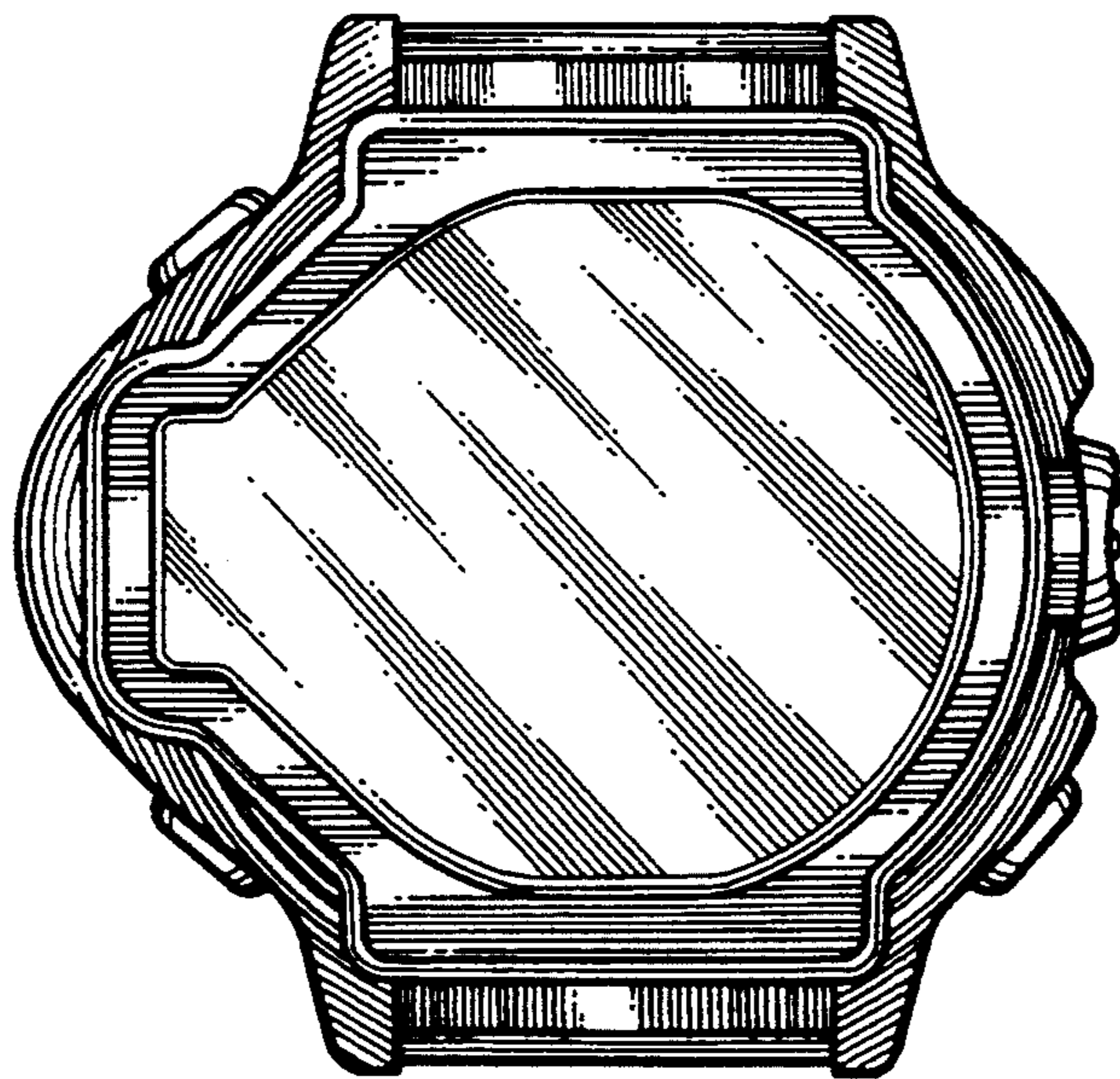


FIG. 7

