



US00D355379S

United States Patent [19]
Hanagata

[11] **Patent Number: Des. 355,379**
[45] **Date of Patent: ** Feb. 14, 1995**

[54] **WRIST WATCH**

[75] **Inventor: Shigeru Hanagata, Kawasaki, Japan**

[73] **Assignee: Casio Computer Co., Ltd., Tokyo, Japan**

[**] **Term: 14 Years**

[21] **Appl. No.: 2,907**

[22] **Filed: Dec. 22, 1992**

[52] **U.S. Cl. D10/38**

[58] **Field of Search D10/1-40,
D10/122-132; 368/276-277, 280-282, 285,
82-84, 239-242**

[56] **References Cited**

U.S. PATENT DOCUMENTS

D. 265,062	6/1982	Hirabayashi	D10/38
D. 267,548	1/1983	Wada	D10/38
D. 301,692	6/1989	Wakamatsu	D10/38
D. 303,092	8/1989	Wakamatsu	D10/31
D. 304,305	10/1989	Morishima	D10/38

OTHER PUBLICATIONS

Swiss Watch & Jewelry Journal—Mar. 1977 p. 353—
Watch No. #11 at middle.

Evans Catalog—1988/1989—©1988 p. 111y—Watch
#4 at top right.

Hong Kong Enterprise—Jan. 1982—p. 58—Watch at top
left.

Primary Examiner—Nelson C. Holtje
Attorney, Agent, or Firm—Frishauf, Holtz, Goodman &
Woodward

[57] **CLAIM**

The ornamental design for a wrist watch, as shown and
described.

DESCRIPTION

FIG. 1 is a front elevation view of a wrist watch show-
ing my new design;

FIG. 2 is a right side elevation view thereof;

FIG. 3 is a left side elevation view thereof;

FIG. 4 is a top plan view thereof;

FIG. 5 is a bottom plan view thereof;

FIG. 6 is a rear elevation view thereof; and,

FIG. 7 is a perspective view thereof.




FIG. 4




FIG. 3



FIG. 1




FIG. 2

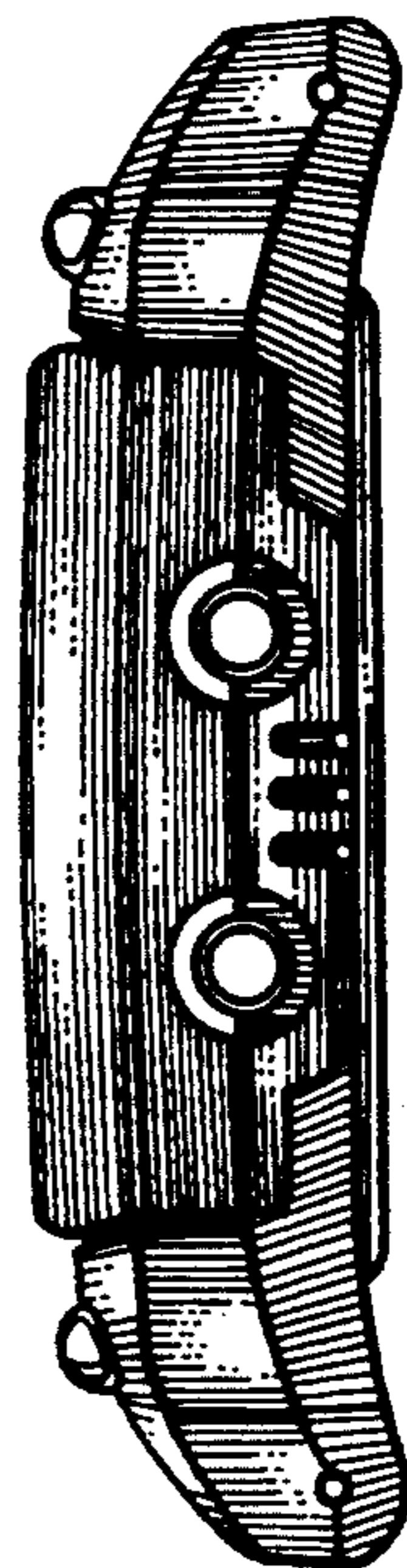


FIG. 5




FIG. 6

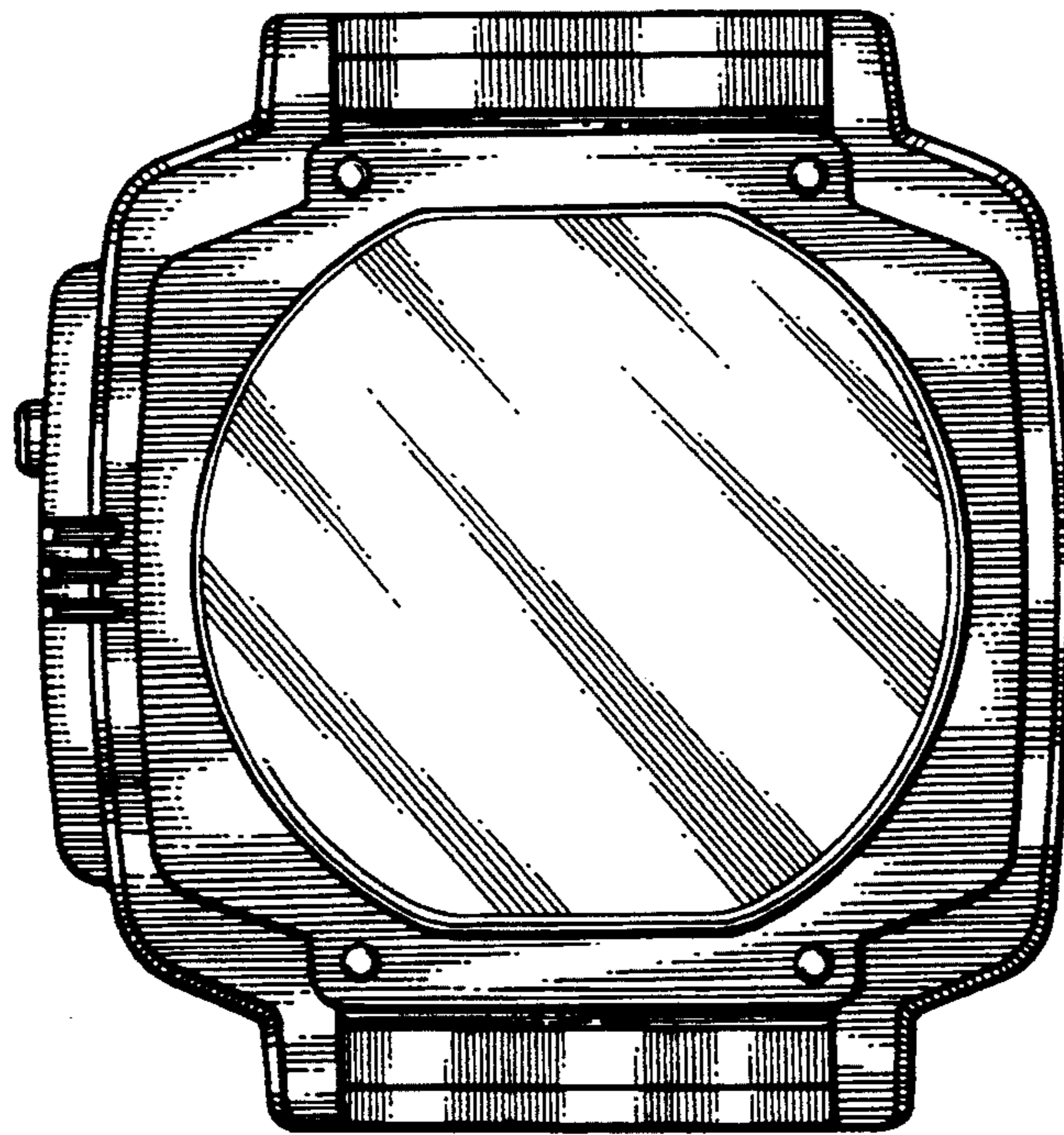


FIG. 7

