



US00D355378S

United States Patent [19]

[11] Patent Number: **Des. 355,378**

Hanagata

[45] Date of Patent: **** Feb. 14, 1995**

[54] WRIST WATCH

[75] Inventor: **Shigeru Hanagata**, Kawasaki, Japan

[73] Assignee: **Casio Computer Co., Ltd.**, Tokyo, Japan

[**] Term: **14 Years**

[21] Appl. No.: **2,901**

[22] Filed: **Dec. 22, 1992**

[52] U.S. Cl. **D10/38; D10/30; D10/31; D10/39**

[58] Field of Search **D10/1-40, D10/122-132; 368/276-277, 280-282, 285, 82-84, 239-242**

[56] References Cited

U.S. PATENT DOCUMENTS

D. 321,145	10/1991	Takahashi	D10/39
D. 339,530	9/1993	Morishima	D10/30 X
D. 339,750	9/1993	Nakai	D10/30 X
D. 346,974	5/1994	Houiihan	D10/38

OTHER PUBLICATIONS

Hong Kong Enterprise—Jan. 1984—p. 108—Watch at bottom-left.

European Jeweler—Apr. 1990—p. 79—Watches.

Primary Examiner—Nelson C. Holtje
Attorney, Agent, or Firm—Frishauf, Holtz, Goodman & Woodward

[57] CLAIM

The ornamental design for a wrist watch, as shown and described.

DESCRIPTION

FIG. 1 is a front elevation view of a wrist watch showing my new design;
 FIG. 2 is a right side elevation view thereof;
 FIG. 3 is a left side elevation view thereof;
 FIG. 4 is a top plan view thereof;
 FIG. 5 is a bottom plan view thereof;
 FIG. 6 is a rear elevation view thereof; and,
 FIG. 7 is a perspective view thereof.




FIG. 4

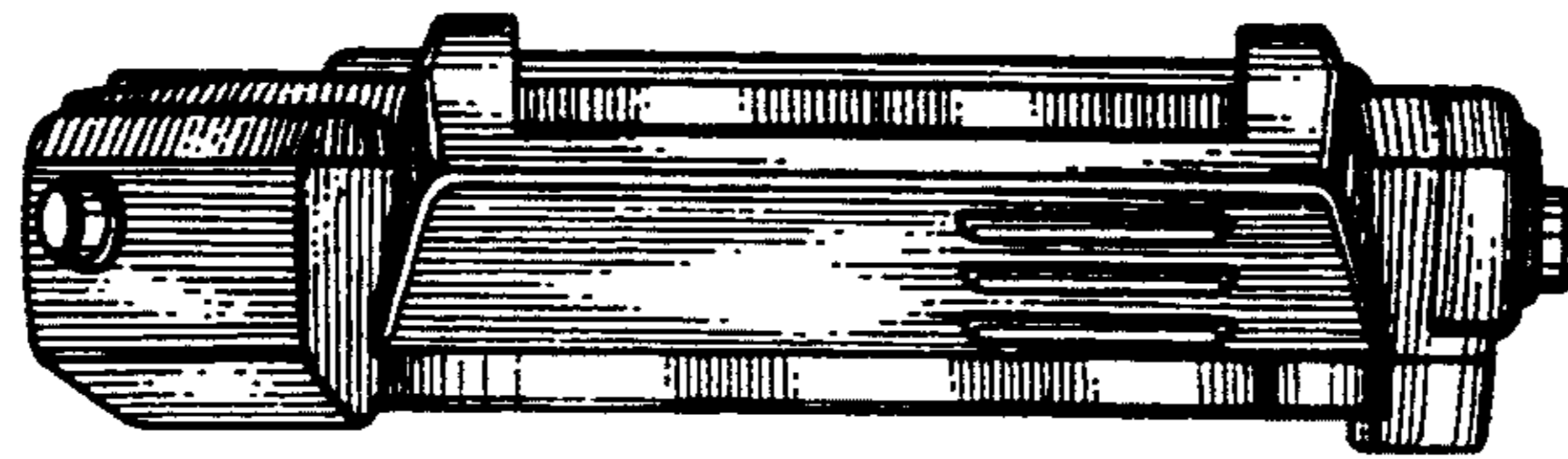


FIG. 3




FIG. 1

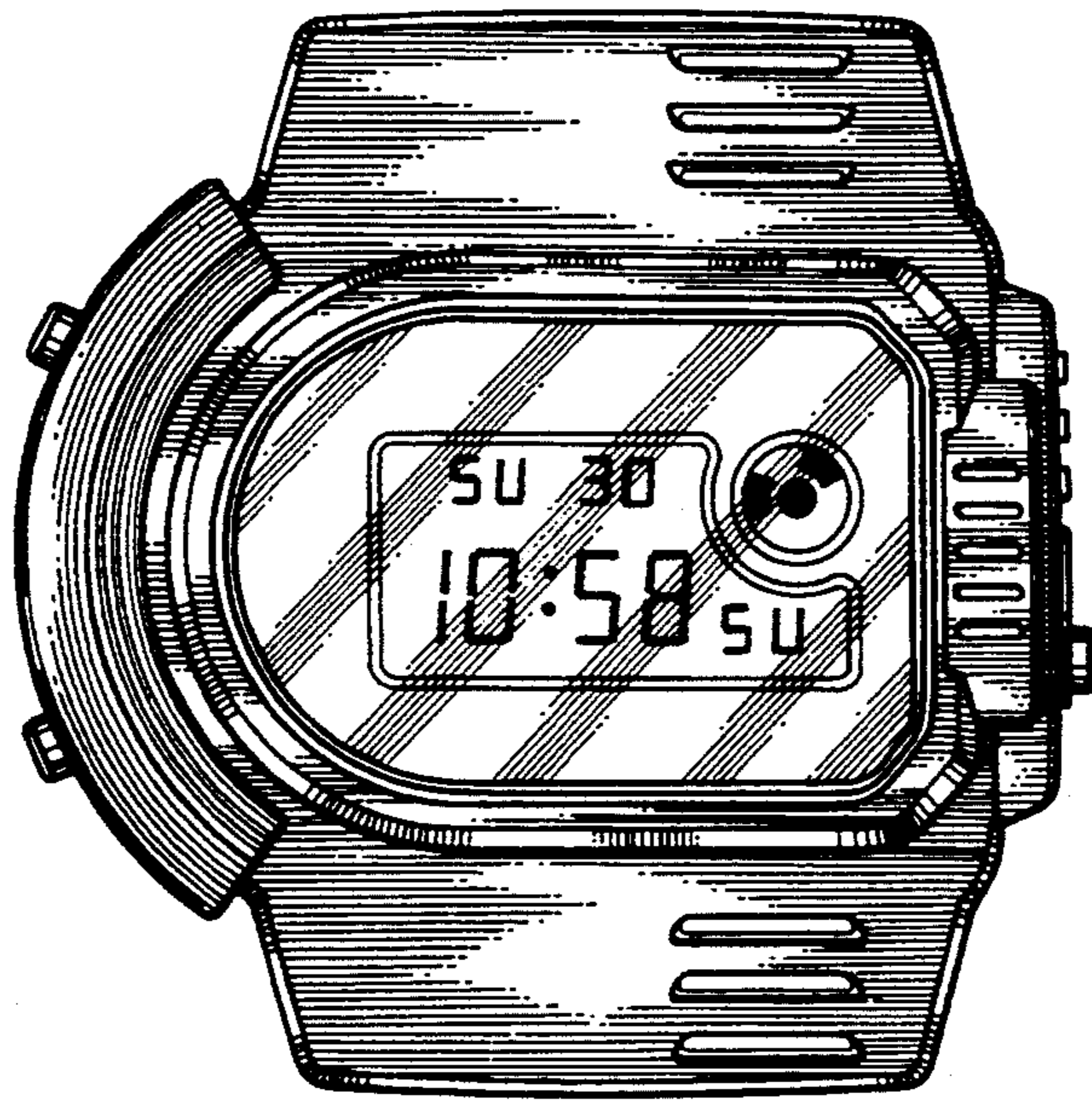


FIG. 2

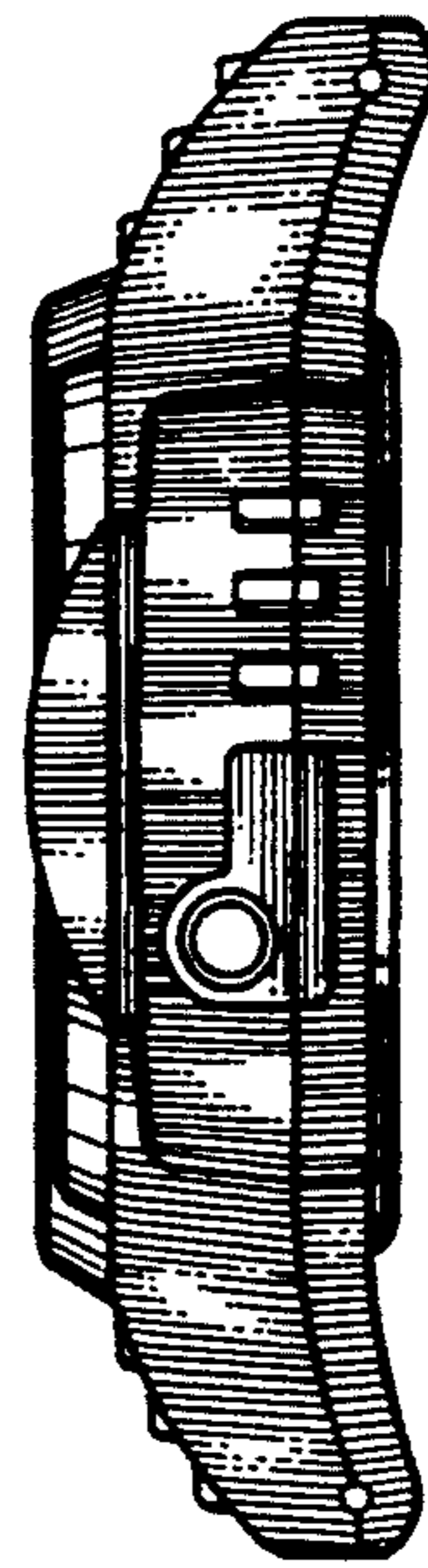


FIG. 5




FIG. 6

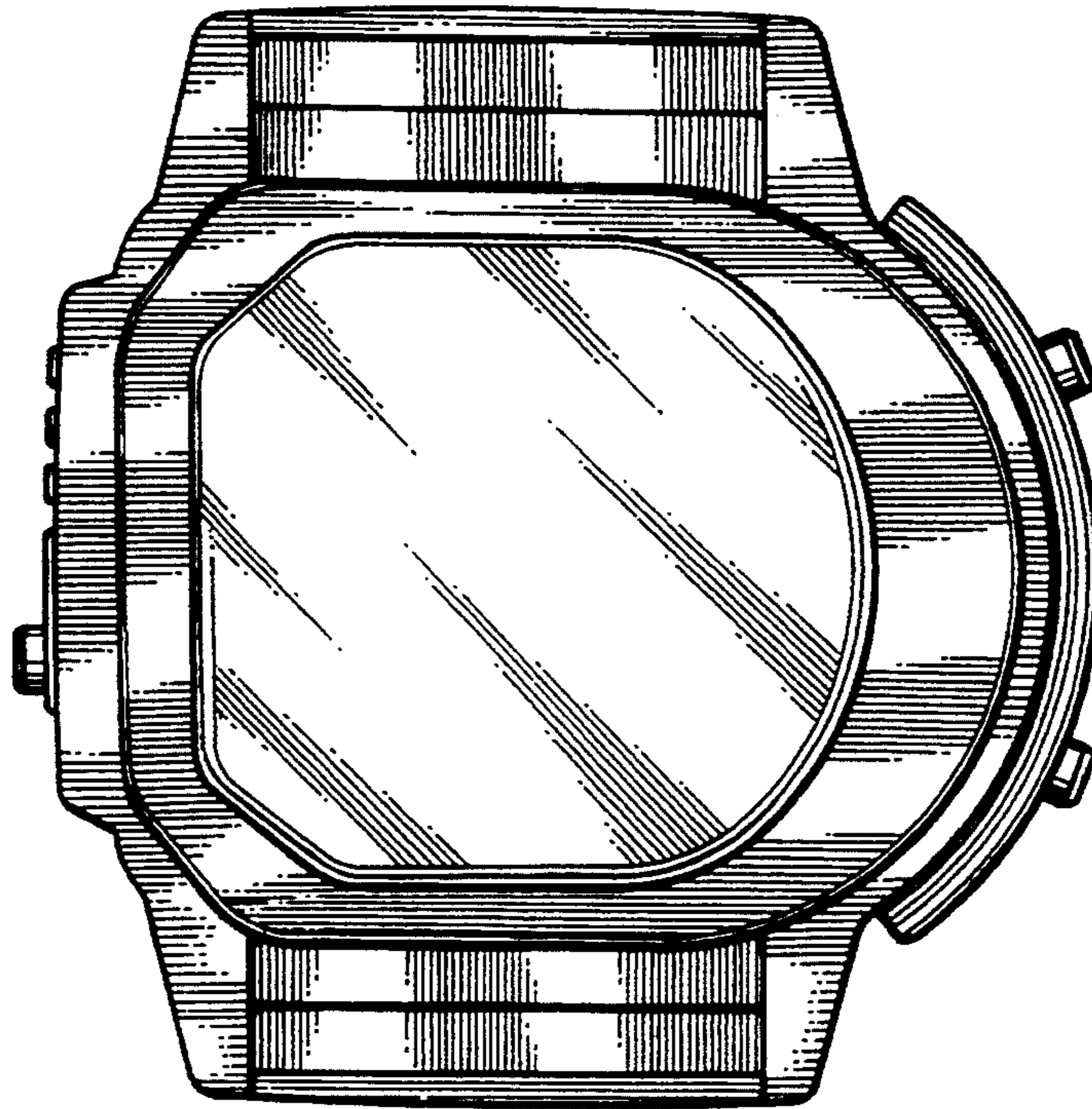


FIG. 7

