



US00D355375S

United States Patent [19]

[11] Patent Number: **Des. 355,375**

Bandy, II

[45] Date of Patent: **** Feb. 14, 1995**

[54] **BELT WATCH**
[76] Inventor: **Bernard B. Bandy, II**, 1798 Isabel Rd.
Este, Boca Raton, Fla. 33486

1,278,866 9/1918 Thompson 224/4
1,302,066 4/1919 Mansfield 224/4
1,373,003 3/1921 Hoggman 224/4
1,657,559 1/1928 Taylor 224/4
2,075,451 3/1937 Mix 224/4

[**] Term: **14 Years**

FOREIGN PATENT DOCUMENTS

[21] Appl. No.: **8,573**

339877 9/1959 Switzerland 368/282

[22] Filed: **May 21, 1993**

[52] U.S. Cl. **D10/32; D10/30;**
D10/39

OTHER PUBLICATIONS

[58] Field of Search **D10/1-40,**
D10/122-132; 368/10, 316, 276-277, 280-282,
285; 224/4; 63/1.1

Swiss Watch & Jewelry Journal-Apr. 1978-p. 444-Watch
at lower-right.

Primary Examiner-Nelson C. Holtje
Attorney, Agent, or Firm-Oltman and Flynn

[56] References Cited

[57] CLAIM

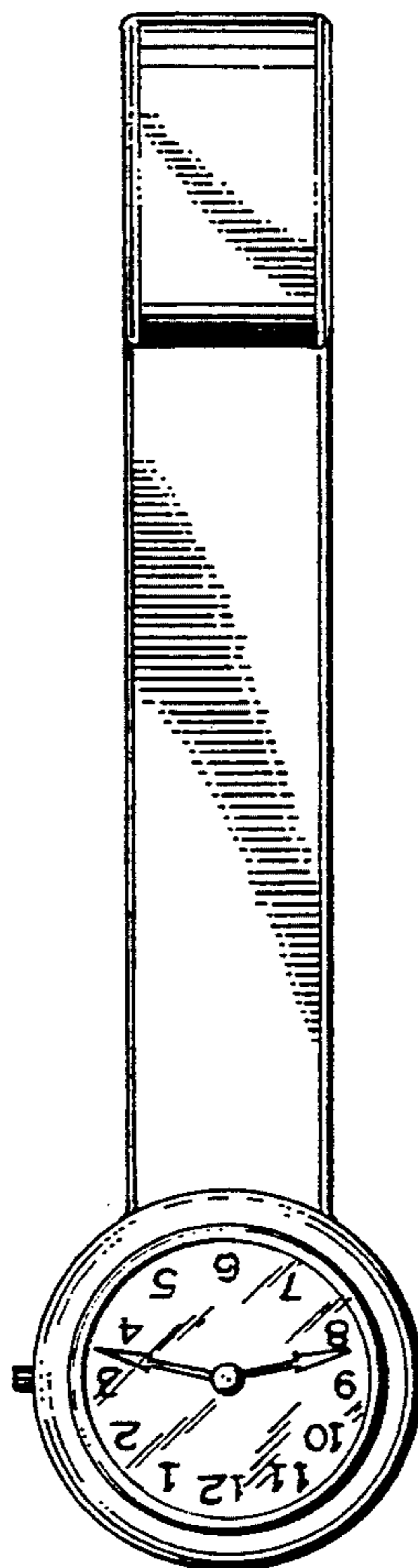
U.S. PATENT DOCUMENTS

The ornamental design for a belt watch, as shown.

D. 61,220	7/1922	Ochse	D10/31	X
D. 173,724	12/1954	Ducommun	D10/30	
D. 184,542	3/1959	Tulin	D10/38	X
D. 261,732	11/1981	Yamagami	D10/38	X
D. 297,215	8/1988	Pavlovic	D10/30	X
D. 312,415	11/1990	Muller	D10/31	
D. 335,446	5/1993	Boivin	D10/32	X
D. 335,447	5/1993	Boivin	D10/32	X
843,050	2/1907	Wallerstedt	224/4	
1,260,539	3/1918	Hertz	224/4	

DESCRIPTION

FIG. 1 is a front elevational view of a belt watch showing my new design;
FIG. 2 is a rear elevational view thereof;
FIG. 3 is a right side elevational view thereof;
FIG. 4 is a left side elevational view thereof;
FIG. 5 is a top plan view thereof; and,
FIG. 6 is a bottom plan view thereof.



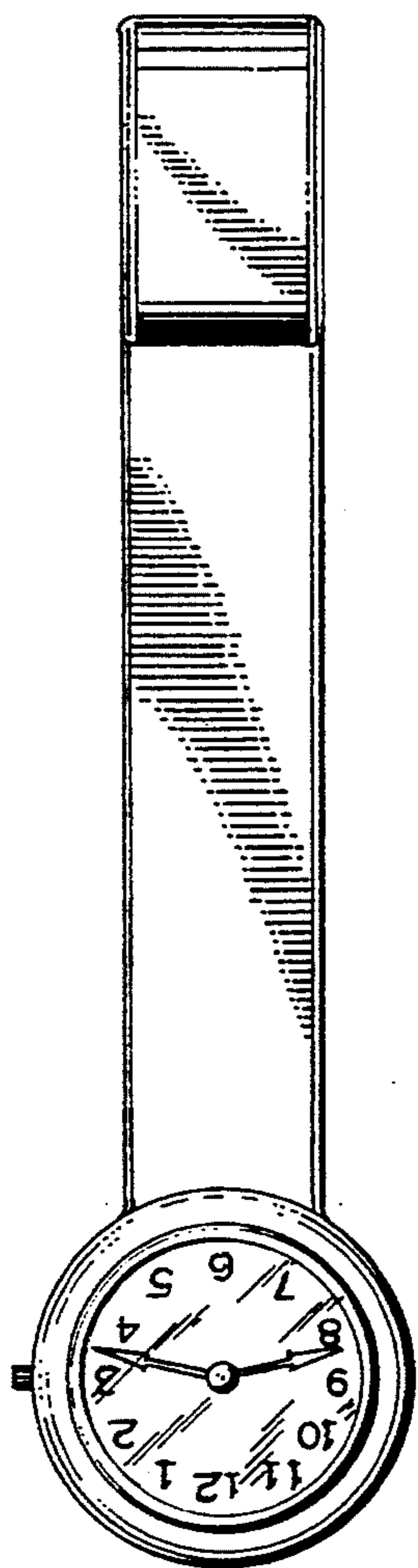


FIG. 1



FIG. 5



FIG. 6

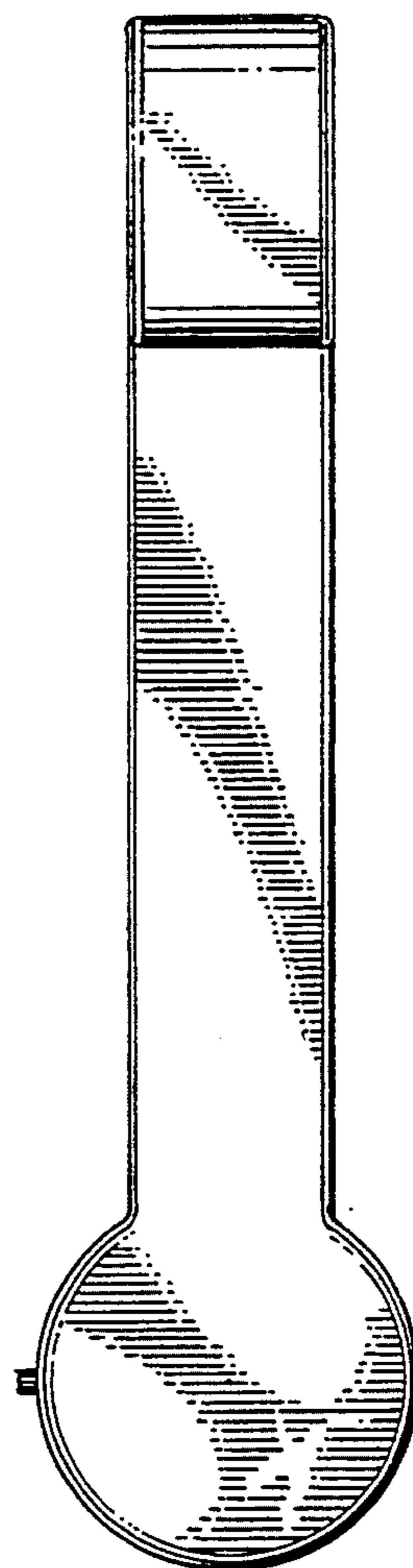


FIG. 2

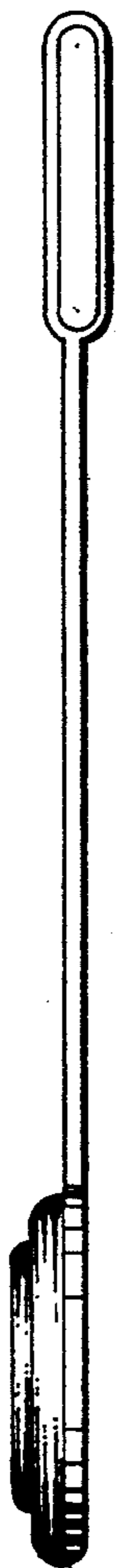


FIG. 3



FIG. 4