



US00D355374S

United States Patent [19] Schneider

[11] Patent Number: **Des. 355,374**

[45] Date of Patent: **** Feb. 14, 1995**

[54] WATCH

5,077,708 12/1991 Schneider 368/281 X

[75] Inventor: **Ernest Schneider**, Evilard,
Switzerland

[73] Assignee: **Breitling Montres SA**, Geneva,
Switzerland

[**] Term: **14 Years**

[21] Appl. No.: **2,144**

[22] Filed: **Nov. 30, 1992**

[30] Foreign Application Priority Data

Jun. 24, 1992 [XH] Hague Agreement DM/023153

[52] U.S. Cl. **D10/32; D10/39**

[58] Field of Search **D10/1-40,**
D10/122-132; D11/4, 19, 25; 368/280-282,
285

[56] References Cited

U.S. PATENT DOCUMENTS

D. 147,484	9/1947	Anderson	D11/25
D. 154,779	8/1949	Ingleby	D11/25
D. 303,091	8/1989	Goto	D10/30
D. 327,022	6/1992	Bulgari	D10/39

OTHER PUBLICATIONS

Swiss Watch & Jewelry Journal-Apr. 1988-p. 551--
watch/bands thereon.

European Jeweler-Jun. 1988 p. 55-watch at bottom--
right.

European Jeweler (G.Z.) Jun. 1985 p. 30-watches at
top-right.

Primary Examiner-Nelson C. Holtje
Attorney, Agent, or Firm-McGlew & Tuttle

[57] CLAIM

The ornamental design for a watch, as shown and de-
scribed.

DESCRIPTION

FIG. 1 is a top view of my new watch design;
FIG. 2 is a bottom view of the design of FIG. 1;
FIG. 3 is a right side view of the design of FIG. 1;
FIG. 4 is a left side view of the design of FIG. 1;
FIG. 5 is a front view of the design of FIG. 1;
FIG. 6 is a rear view of the design of FIG. 1; and,
FIG. 7 is a right top perspective view of the design of
FIG. 1.






FIG. 1

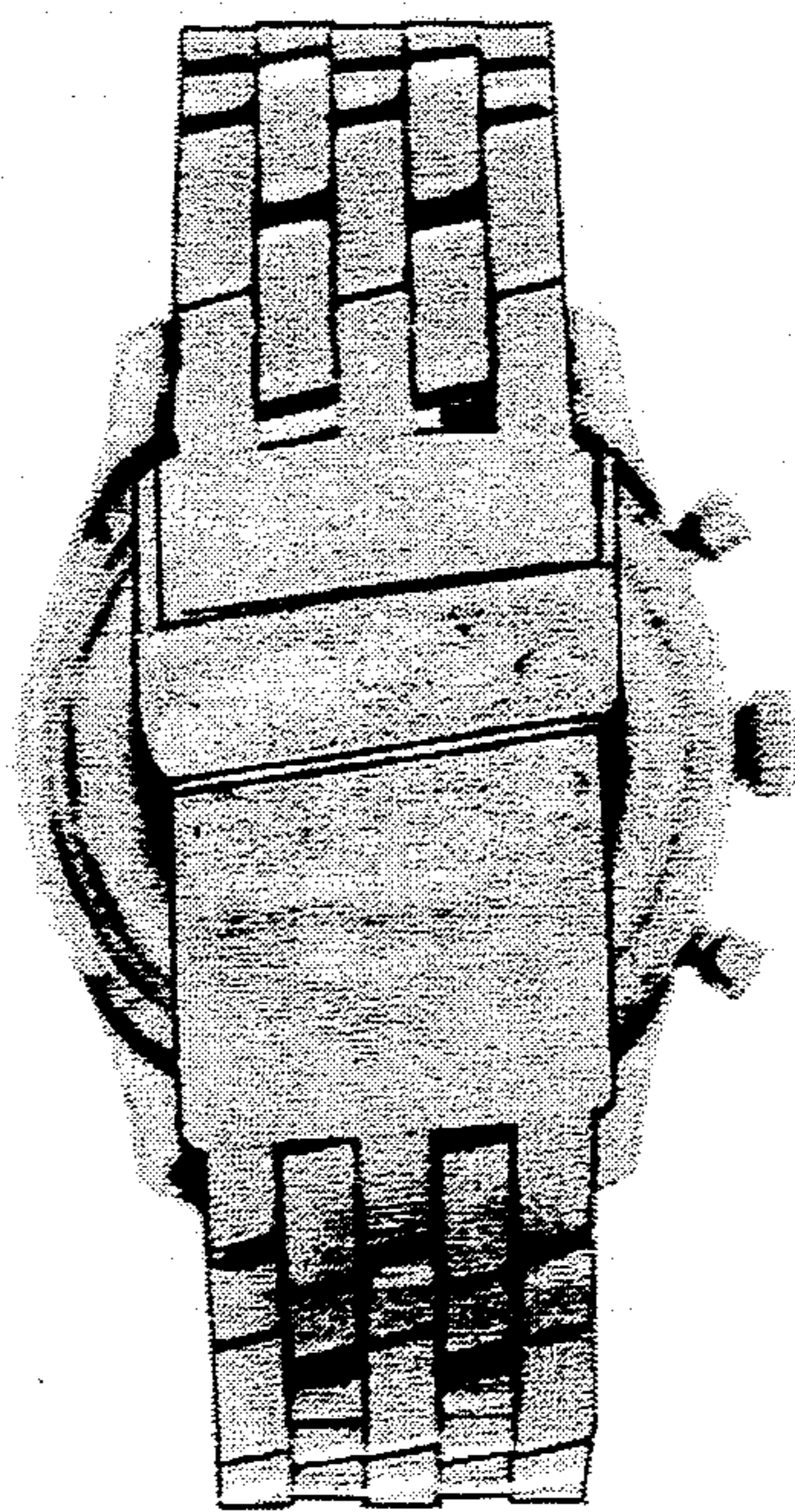


FIG. 2




FIG.3




FIG.4




FIG. 5




FIG. 6




FIG. 7