



US00D355372S

United States Patent [19]
Riley

[11] **Patent Number: Des. 355,372**

[45] **Date of Patent: ** Feb. 14, 1995**

[54] **WRISTWATCH CASE**

[75] **Inventor: Judith Riley, Goshen, Conn.**

[73] **Assignee: Timex Corporation, Middlebury, Conn.**

[**] **Term: 14 Years**

[21] **Appl. No.: 914**

[22] **Filed: Oct. 29, 1992**

[52] **U.S. Cl. D10/30; D10/38**

[58] **Field of Search D10/1-40, D10/122-132; 368/280-282, 276-277, 285**

[56] **References Cited**

U.S. PATENT DOCUMENTS

- D. 320,749 10/1991 Tsukahara D10/39
- D. 337,277 7/1993 Scarinzi D10/39
- D. 349,062 7/1994 Goto D10/39

OTHER PUBLICATIONS

Swiss Watch & Jewelry Journal—Feb. 1989—p. 465—watch.
Jeweler's Circular-Keystone—Jul. 1987—p. 20—watch at bottom-center.

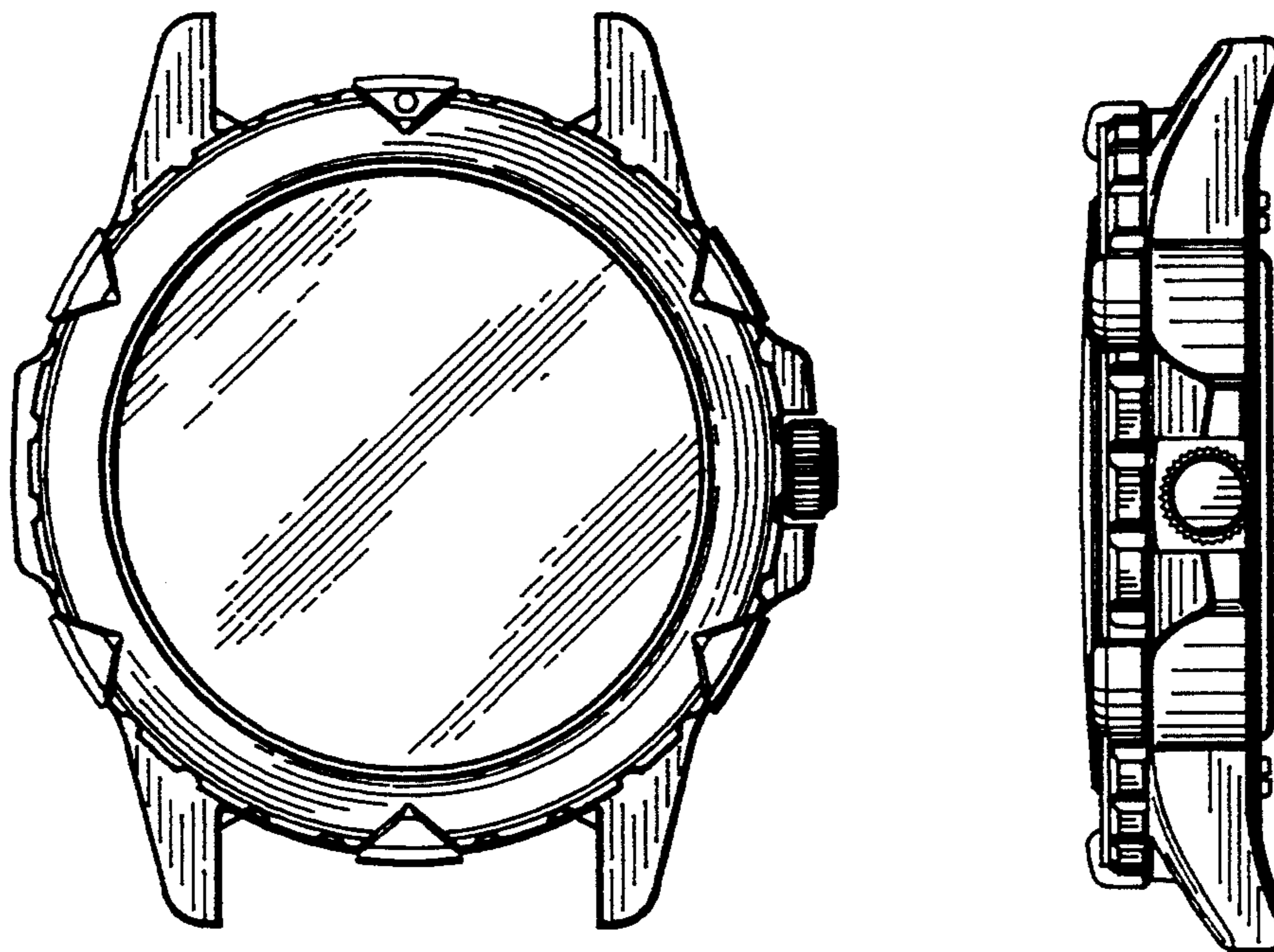
Primary Examiner—Nelson C. Holtje
Attorney, Agent, or Firm—William C. Crutcher

[57] **CLAIM**

The ornamental design for a wristwatch case, as shown and described.

DESCRIPTION

FIG. 1 is a top plan view of my improved wristwatch case;
FIG. 2 is a left side elevational view thereof;
FIG. 3 is a right side elevational view thereof;
FIG. 4 is a front end elevational view thereof, the rear end view being an identical mirror image thereof; and,
FIG. 5 is a bottom plan view thereof.






Fig. 2

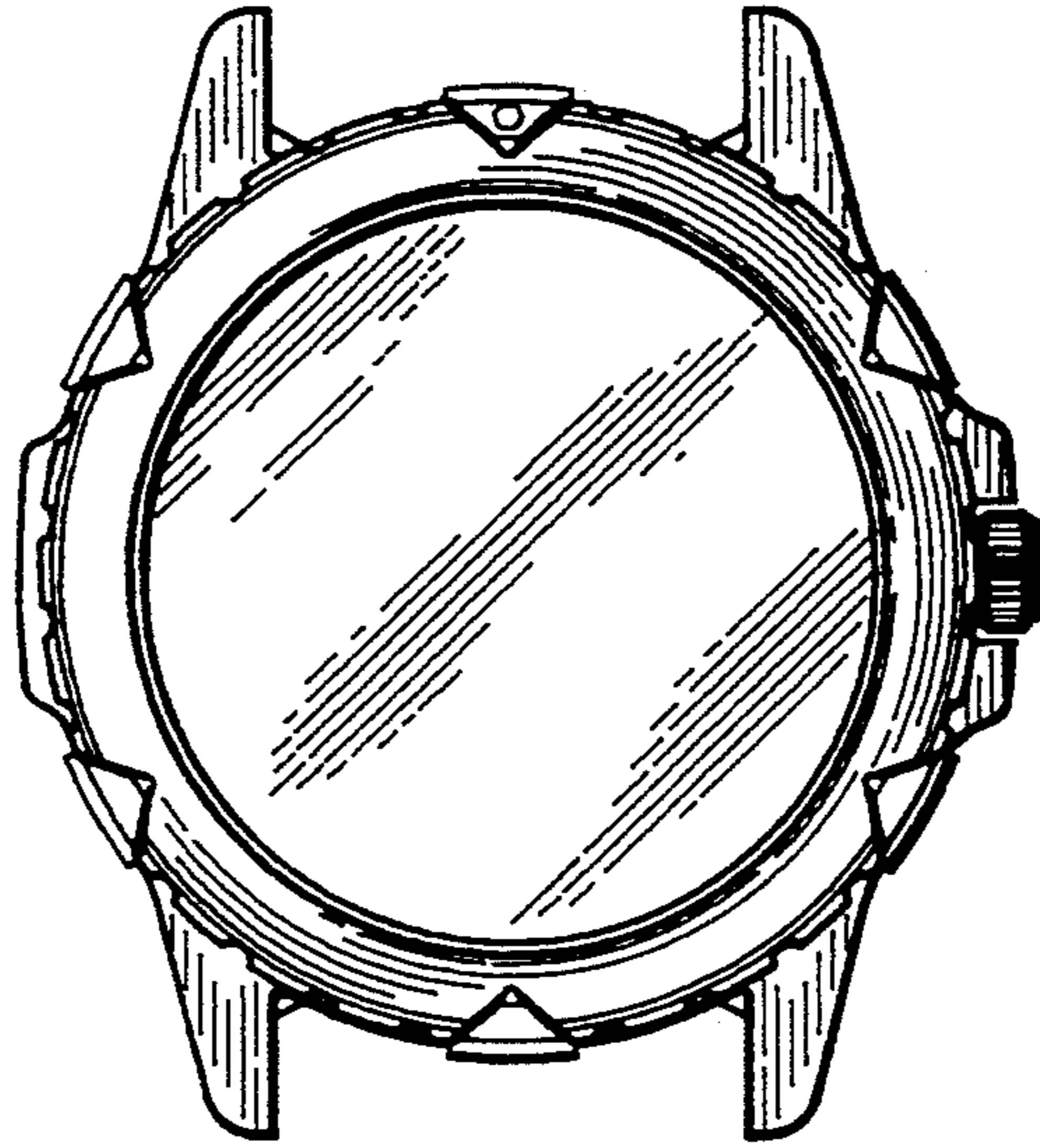


Fig. 1




Fig. 3




Fig. 4

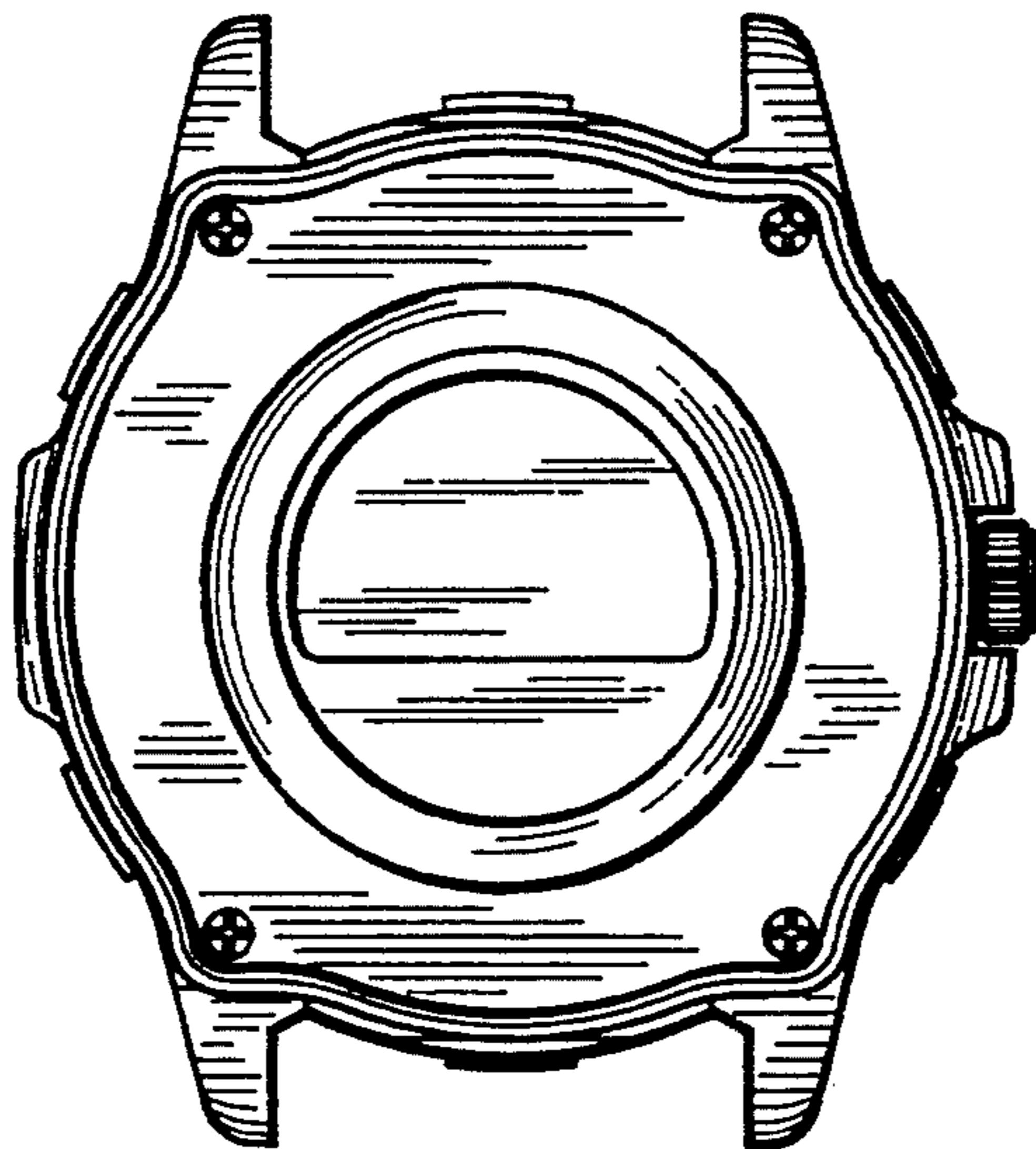


Fig. 5