



US00D355368S

# United States Patent [19]

[11] Patent Number: **Des. 355,368**

**Gruodis**

[45] Date of Patent: **\*\* Feb. 14, 1995**

[54] **FLUTED CONTAINER WALL**

[75] Inventor: **Robert J. Gruodis**, Palos Heights, Ill.

[73] Assignee: **Crown Cork & Seal Company**, Oak Brook, Ill.

[\*\*] Term: **14 Years**

[21] Appl. No.: **948,905**

[22] Filed: **Sep. 18, 1992**

[52] U.S. Cl. .... **D9/556; D9/555**

[58] Field of Search ..... **D9/555, 568, 556, 569; D7/523, 530, 531; 220/906, 907, 669-675**

[56] **References Cited**

**U.S. PATENT DOCUMENTS**

28,014	4/1860	Scaife .....	220/671
70,427	11/1867	Fallows .....	220/671
D. 99,407	4/1936	McManus .....	D9/556 X
D. 229,008	11/1973	Bateman .....	D7/531
D. 306,972	4/1990	Moloney et al. ....	D9/398
D. 332,750	1/1993	Moloney et al. ....	D9/556
2,063,013	12/1936	Cooper .....	220/906 X
3,402,871	9/1968	Palmer .....	220/671

**OTHER PUBLICATIONS**

Modern Packaging, Oct. 1968, outside back cover, Continental Can, item #4.

Church, Fred L., "Quantum Aimed At UK's Premium Food Can Market", Modern Metals, p. 68 H, Aug. 1992.

*Primary Examiner*—Lucy J. Lieberman

*Attorney, Agent, or Firm*—Woodcock Washburn Kurtz Mackiewicz & Norris

[57] **CLAIM**

The ornamental design for a fluted container wall, as shown and described.

**DESCRIPTION**


FIG. 1 is a perspective view of a fluted container wall in accordance with the present design;

FIG. 2 is a front elevational view of the fluted container wall, the rear and side elevational views are the same;


FIG. 3 is a top plan view of the fluted container wall shown in FIG. 1; and,

FIG. 4 is a bottom plan view of the fluted container wall shown in FIG. 1.

The broken lines showing the bottom and top portion of a container are for illustrative purposes only and forms no part of the claimed design.



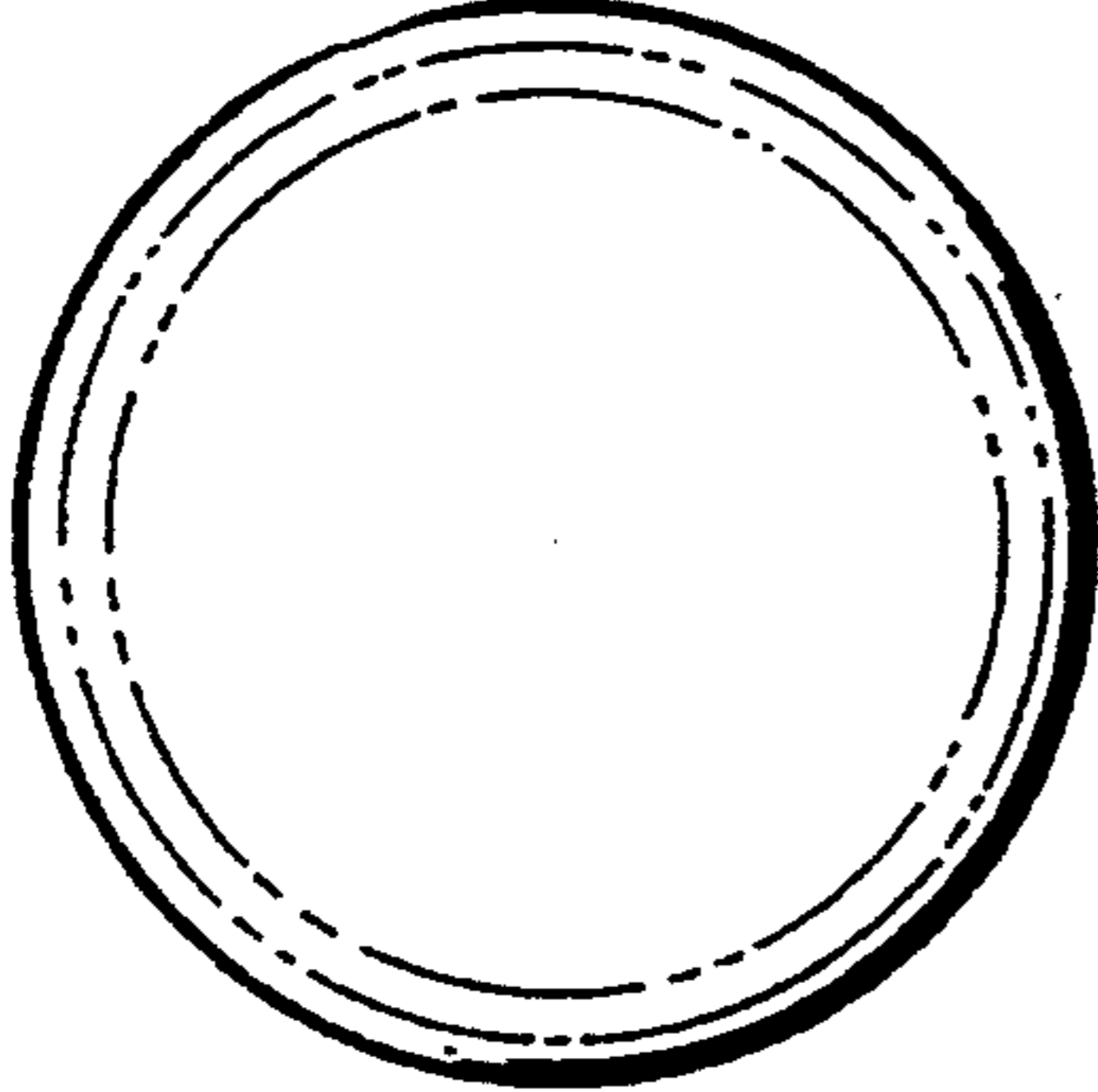
**FIG. 1**



**FIG. 2**



**FIG. 3**



**FIG. 4**

