



US00D355338S

**United States Patent** [19]  
**DeMars**

[11] **Patent Number: Des. 355,338**  
[45] **Date of Patent: \*\* Feb. 14, 1995**

[54] **FIGURE CAN HOLDER**

[75] **Inventor: Robert A. DeMars, Woodland Hills, Calif.**

[73] **Assignee: Original Ideas, Inc., Calabasas, Calif.**

[\*\*] **Term: 14 Years**

[21] **Appl. No.: 26,914**

[22] **Filed: Aug. 9, 1994**

**Related U.S. Application Data**

[62] **Division of Ser. No. 7,408, Apr. 22, 1993.**  
[52] **U.S. Cl. .... D7/623**  
[58] **Field of Search .... D7/622, 623;**  
**220/741-742, 750, 755-756, 759, 768-769;**  
**294/27.1, 32, 33; 215/100 R, 100 A**

[56] **References Cited**

**U.S. PATENT DOCUMENTS**

D. 187,501 3/1960 Hagenes ..... D7/623  
D. 209,613 12/1967 Paprocki ..... D7/623  
D. 350,069 8/1994 Quarberg et al. .... D7/622 X  
4,791,030 12/1988 DeMars ..... 215/100 A


*Primary Examiner*—Terry A. Wallace  
*Attorney, Agent, or Firm*—Cislo & Thomas; Donald M. Cislo

[57] **CLAIM**

The ornamental design for a figure can holder, as shown and described.

**DESCRIPTION**

FIG. 1 is a perspective view of a figure can holder showing my new design;  
FIG. 2 is a front view thereof;  
FIG. 3 is a right-side, elevational view thereof;  
FIG. 4 is a left-side, elevational view thereof;  
FIG. 5 is a rear view thereof;  
FIG. 6 is a bottom view thereof; and,  
FIG. 7 is a top view thereof.  
The can is shown in broken lines for illustrative purposes only and forms no part of the claimed design.



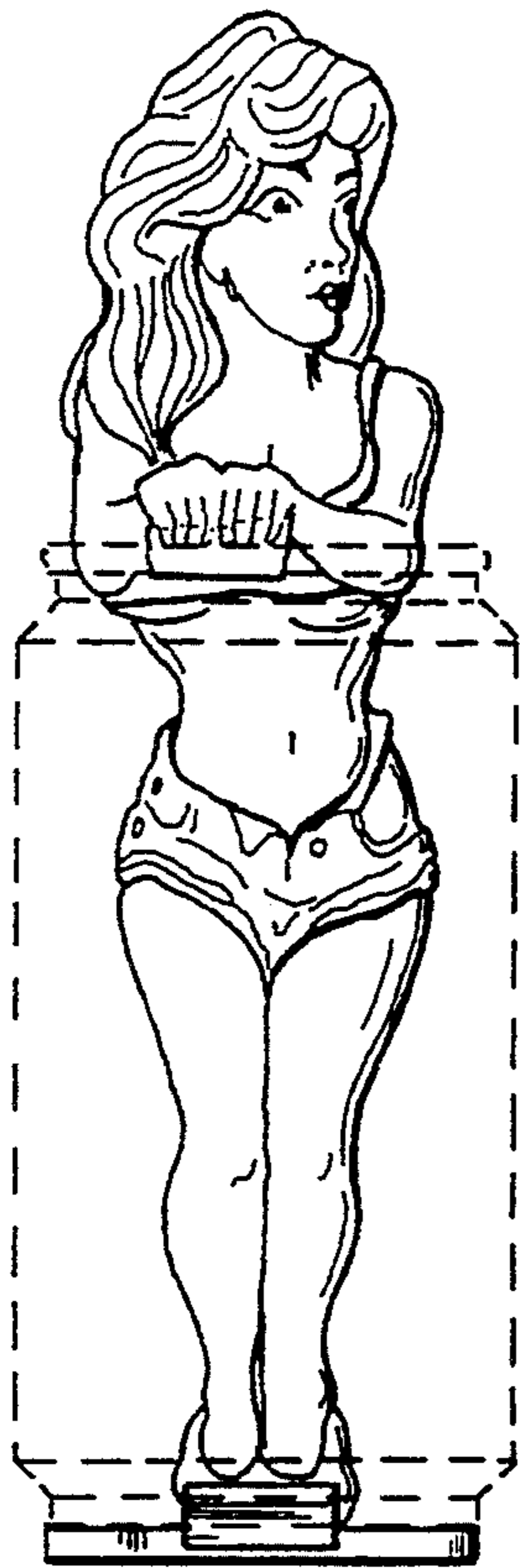


FIG. 2.




FIG. 3.




FIG. 1.

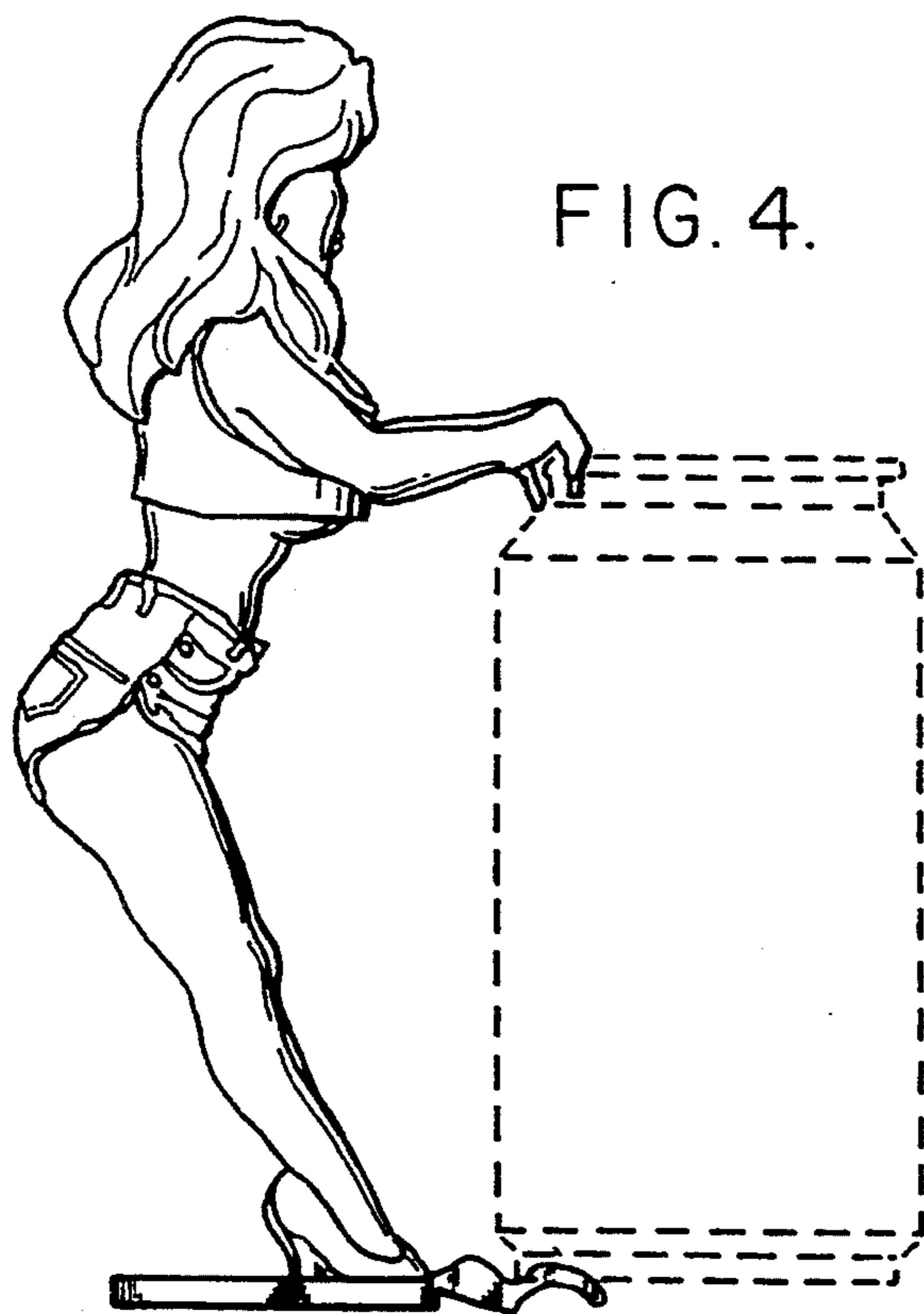


FIG. 4.

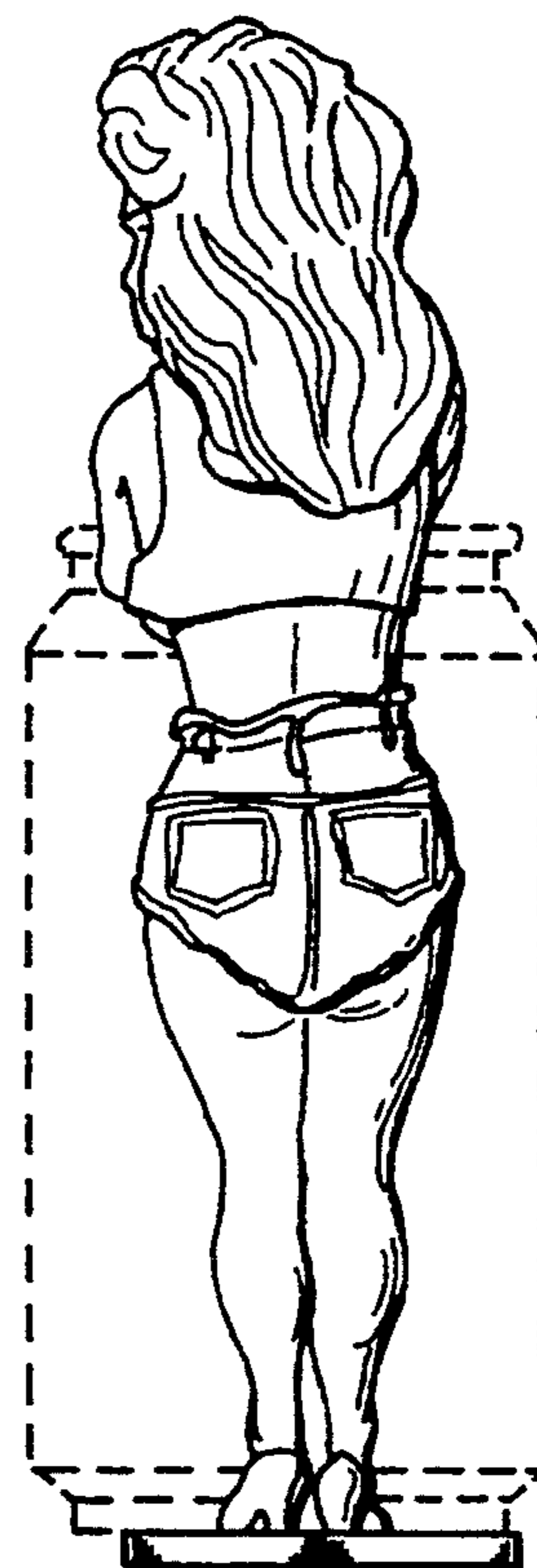


FIG. 5.

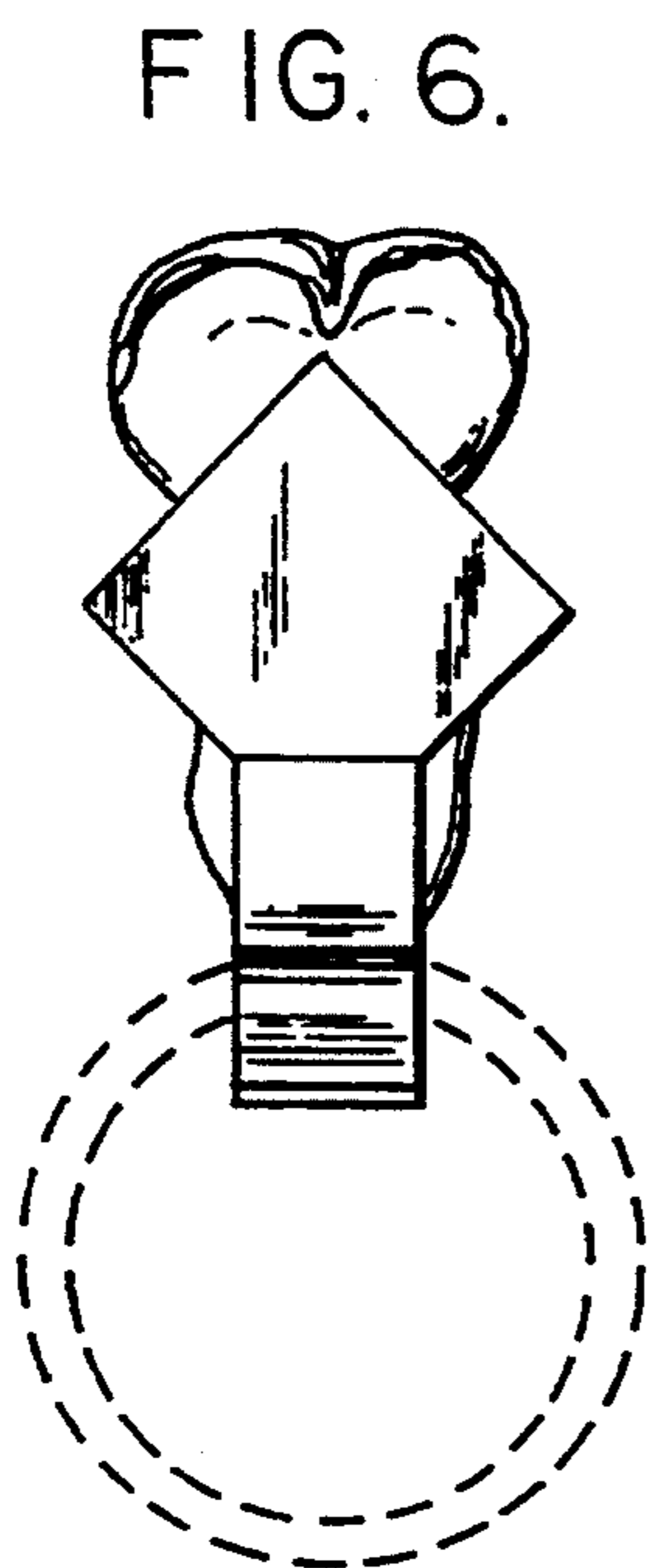


FIG. 6.



FIG. 7.