



US00D355331S

United States Patent [19]
Rich

[11] **Patent Number: Des. 355,331**

[45] **Date of Patent: ** Feb. 14, 1995**

[54] **CUTLERY HANDLE**

[75] **Inventor: Grahame D. Rich**, Millhouses, England

[73] **Assignee: McPherson's Limited**, Victoria, Australia

[**] **Term: 14 Years**

[21] **Appl. No.: 2,825**

[22] **Filed: Dec. 21, 1992**

[30] **Foreign Application Priority Data**

Jun. 30, 1992 [GB] United Kingdom 2023946

[52] **U.S. Cl.** **D7/401.2; D7/649**

[58] **Field of Search** **D7/642, 645, 649, 401.2; D22/118; 30/147-150, 340, 343**

[56] **References Cited**

U.S. PATENT DOCUMENTS

D. 192,916 5/1962 Zorn D7/649

D. 302,092 7/1989 Cohen et al. D7/650

D. 306,957 4/1990 Cohen et al. D7/650

OTHER PUBLICATIONS

Best Co; 1986/87, p. 163; #24—Laser brand knife.

Primary Examiner—Alan P. Douglas
Assistant Examiner—Caron D. Veynar
Attorney, Agent, or Firm—Trexler, Bushnell, Giangiorgi & Blackstone, Ltd.

[57] **CLAIM**

The ornamental design for a cutlery handle, as shown and described.

DESCRIPTION

FIG. 1 is a perspective view of a cutlery handle showing my new design;

FIG. 2 is a top plan view thereof;

FIG. 3 is a left side elevational view, the right side elevational view being a mirror image thereof;

FIG. 4 is a bottom plan view thereof;

FIG. 5 is a rear elevational view thereof; and;

FIG. 6 is a front elevational view thereof;

FIG. 7 is a cross-sectional view along a plane indicated by line 7—7 in FIG. 3;

FIG. 8 is a cross-sectional view along a plane indicated by line 8—8 in FIG. 3; and,

FIG. 9 is a cross-sectional view along a plane indicated by line 9—9 in FIG. 3.

The broken line showing of a knife blade in FIGS. 1-4 is environmental only and forms no part of the claimed design.

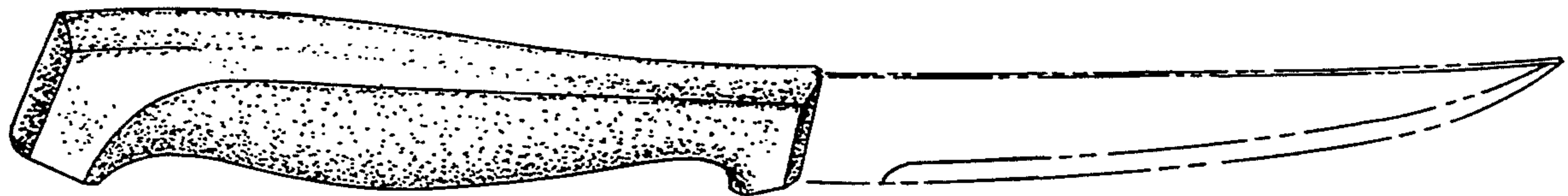


Fig. 1




Fig. 2

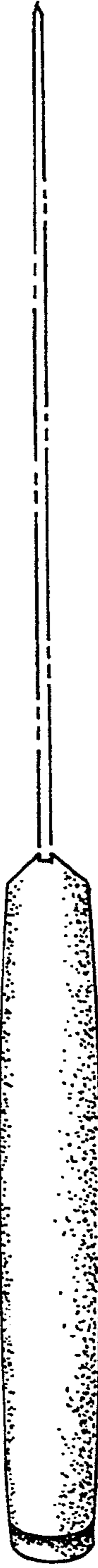


Fig. 3




Fig. 4

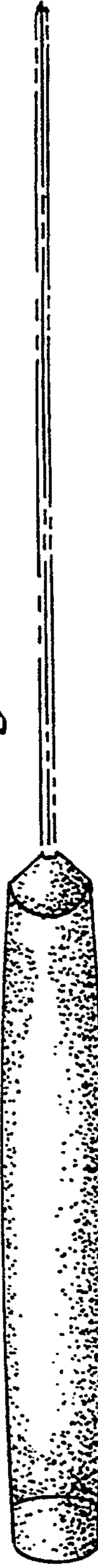


Fig. 5

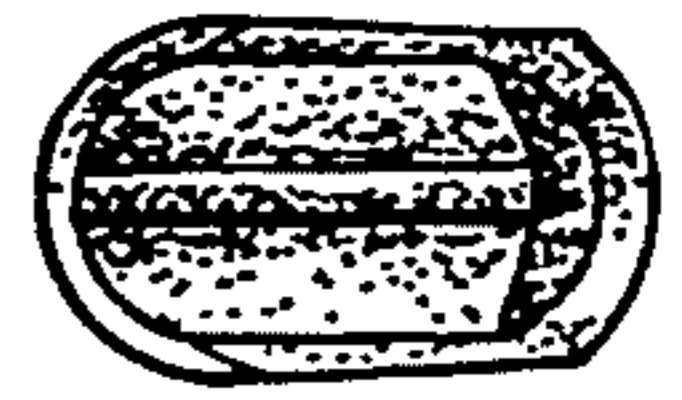


Fig. 6

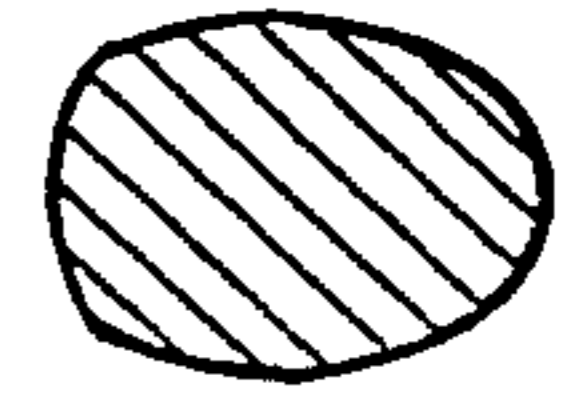


Fig. 7

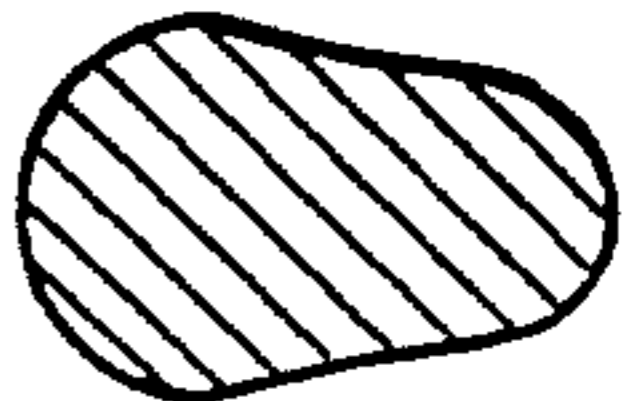


Fig. 8

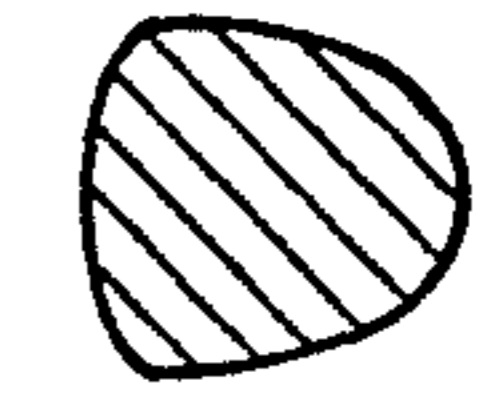


Fig. 9