



US00D355305S

United States Patent [19]

[11] Patent Number: **Des. 355,305**

Pruitt

[45] Date of Patent: **** Feb. 14, 1995**

[54] **COMBINED PICTURE FRAME AND SHELF UNIT**

[76] Inventor: **James S. Pruitt**, 212 S. Wolfe St., Baltimore, Md. 21231

[**] Term: **14 Years**

[21] Appl. No.: **4,897**

[22] Filed: **Feb. 16, 1993**

[52] U.S. Cl. **D6/303; D6/450**

[58] Field of Search **D6/300-305, D6/308-314, 450; 40/152, 152.1, 154-157**

[56] **References Cited**

U.S. PATENT DOCUMENTS

D. 121,353	7/1940	Tucker	D6/304
D. 121,486	7/1940	Stefanakis	D6/300
D. 258,794	4/1981	Miller	D6/303
D. 266,889	11/1982	Frechtman	D6/300

OTHER PUBLICATIONS

Yieldhouse Fall 1984, p. 11, #A at lower right mirror with duck.

Primary Examiner—Janice E. Seeger

[57] **CLAIM**

The ornamental design for a combined picture frame and shelf unit, as shown and described.

DESCRIPTION

FIG. 1 is a front elevational view of the combined picture frame and shelf unit showing my new design; FIG. 2 is a rear elevational view thereof; FIG. 3 is a left side elevational view thereof; FIG. 4 is a right side elevational view thereof; FIG. 5 is a top plan view thereof; FIG. 6 is a bottom plan view thereof; FIG. 7 is a front and upper right perspective view thereof; and, FIG. 8 is a cross-sectional view thereof taken along line 8—8 of FIG. 1.




FIG. 1

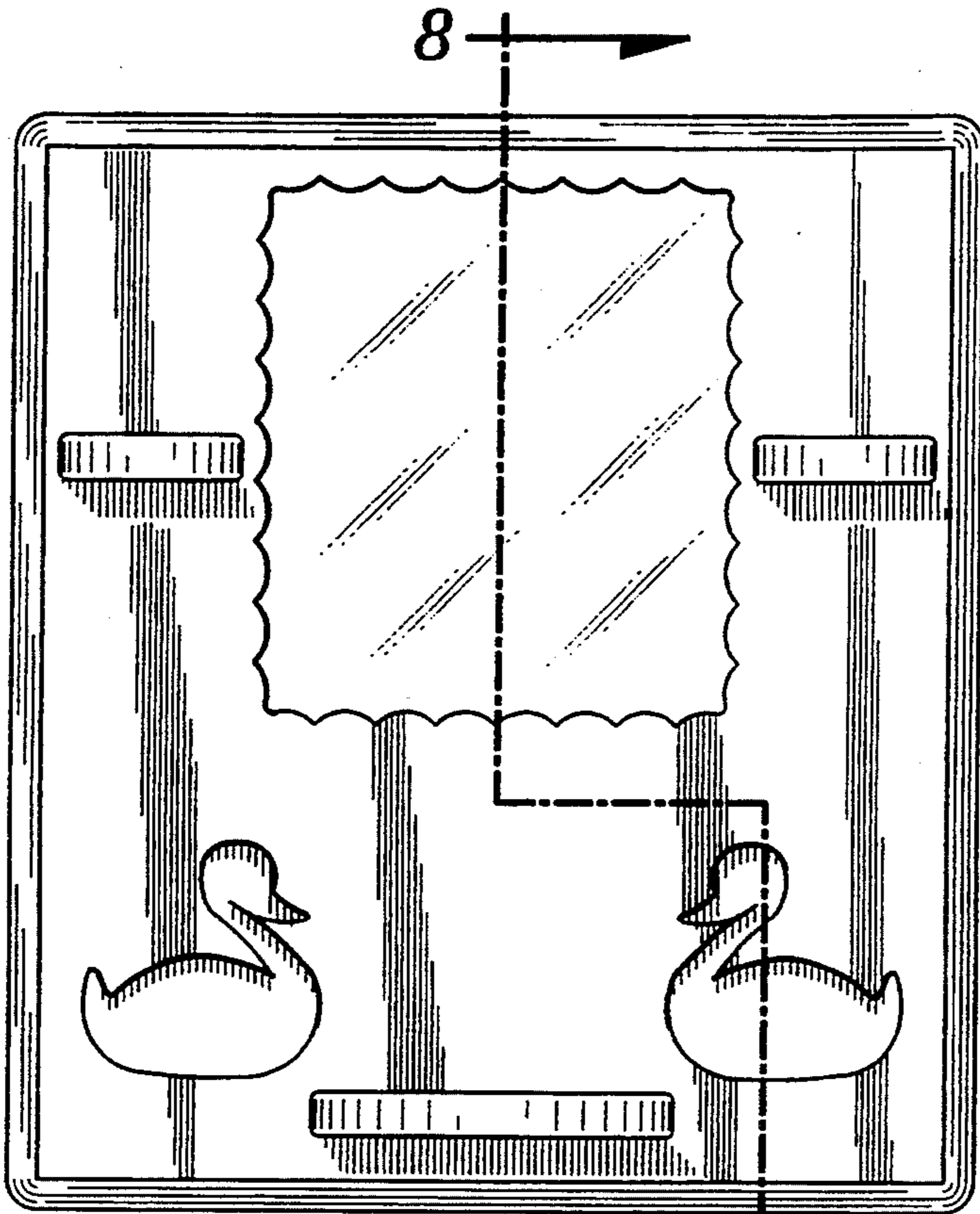


FIG. 2

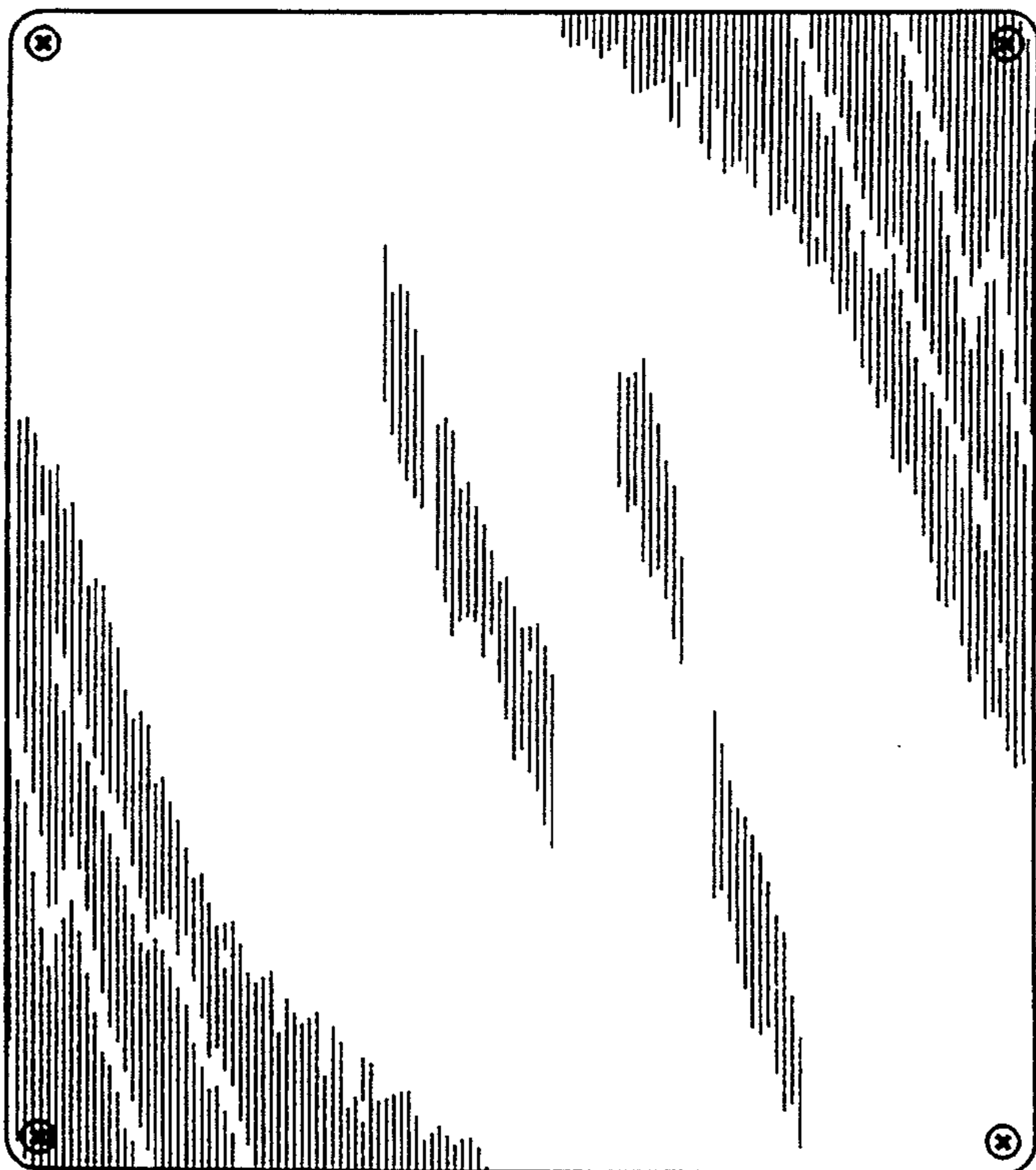


FIG. 3




FIG. 4



FIG. 5

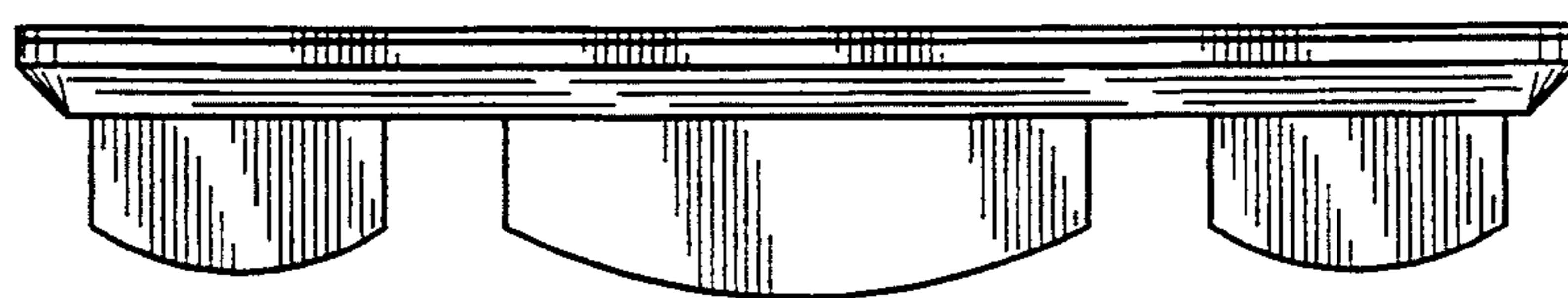


FIG. 6



FIG. 7




FIG. 8

