



US00D355300S

# United States Patent [19]

[11] Patent Number: **Des. 355,300**

Smith et al.

[45] Date of Patent: **\*\* Feb. 14, 1995**

[54] **DUFFLE BAG**

[56] **References Cited**

[75] Inventors: **Trevor J. S. Smith**, London; **Victor Herbert; Judith Herbert**, both of Nr. Clitheroe; **Hillary Fuller**, London; **Wendy Longbon**, Hackbridge, all of England

### U.S. PATENT DOCUMENTS

D. 267,522	1/1983	Stark .....	D3/71
D. 281,648	12/1985	Bomes et al. ....	D3/77 X
D. 281,649	12/1985	Bomes et al. ....	D3/71
D. 317,081	5/1991	King .....	D3/71
2,610,757	9/1952	Irvine .....	383/76 X
2,678,672	5/1954	Spilman .....	383/76 X
3,225,806	12/1965	Pollak et al. ....	383/76 X
4,156,446	5/1979	Nathan .....	383/76 X

[73] Assignee: **Equator Group PLC**, England

*Primary Examiner*—Bernard Ansher  
*Assistant Examiner*—Paula Mortimer  
*Attorney, Agent, or Firm*—Cushman, Darby & Cushman

[\*\*] Term: **14 Years**

[21] Appl. No.: **1,804**

### [57] CLAIM

[22] Filed: **Nov. 23, 1992**


The ornamental design for a duffle bag, as shown and described.

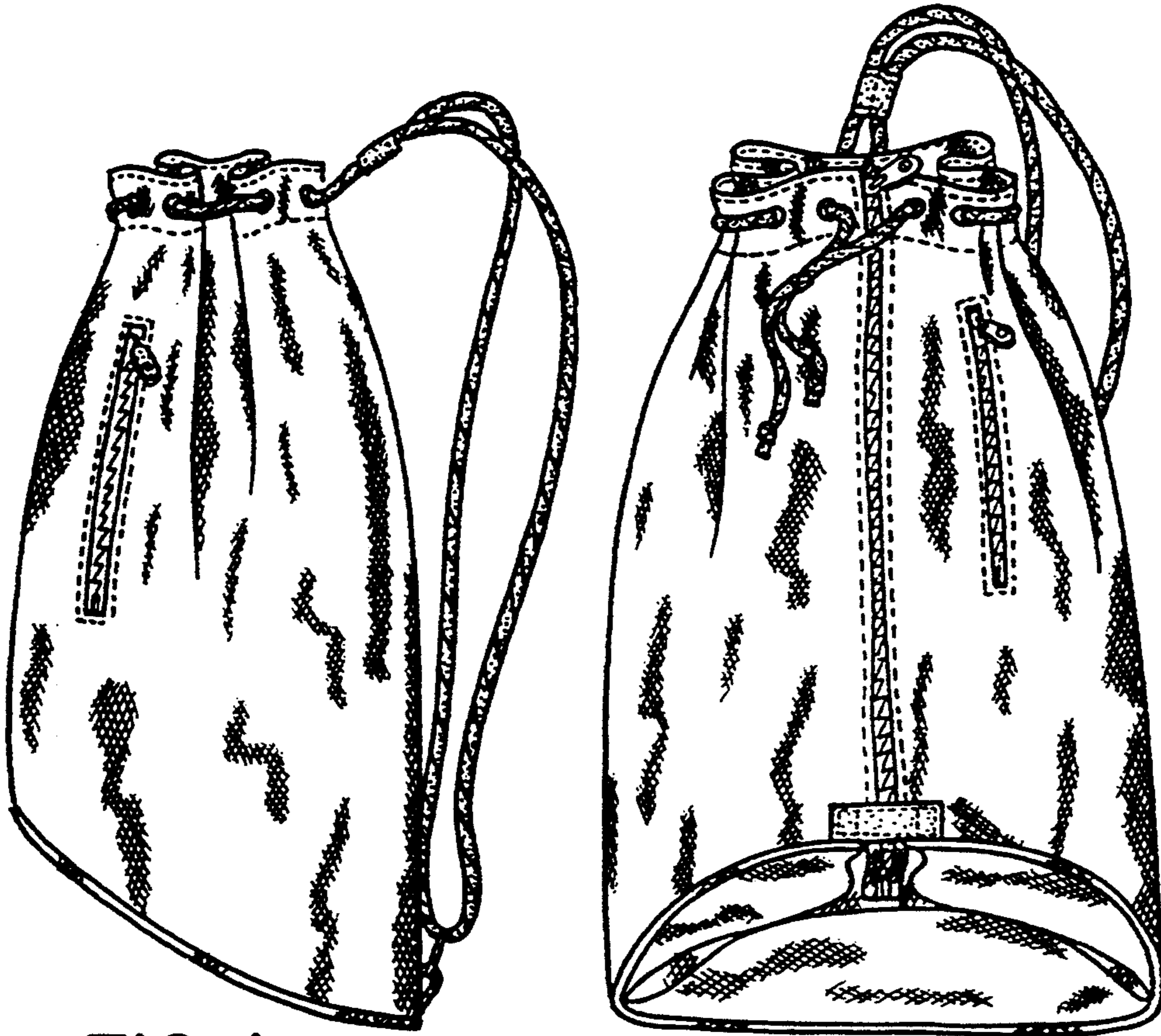
### [30] Foreign Application Priority Data

May 29, 1992 [GB] United Kingdom ..... 2023320  
 [52] U.S. Cl. .... D3/287  
 [58] Field of Search ..... D3/71, 76, 77, 53;  
 150/100, 107, 118, 119; 190/100, 111, 113, 903;  
 383/66, 76; 224/205

### DESCRIPTION

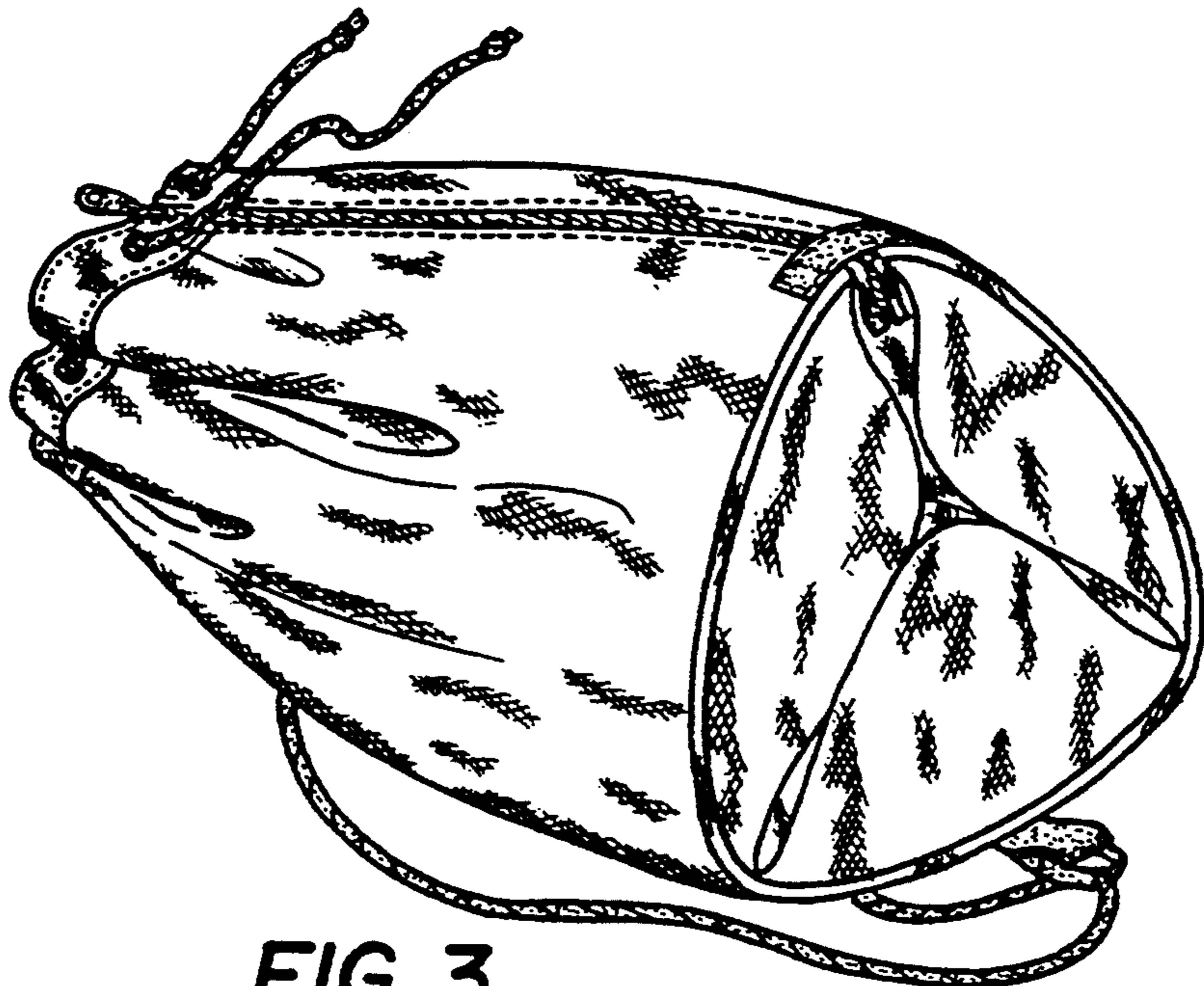
FIG. 1 is a side elevational view of a bag showing my new design, the opposite side is a mirror image; FIG. 2 is a front perspective view thereof; and, FIG. 3 is a side perspective view thereof. The undisclosed portions of the top and rear follow the configuration of the sides shown.





**FIG. 1**

**FIG. 2**



**FIG. 3**