



US00D355284S

# United States Patent [19]

[11] Patent Number: **Des. 355,284**

Stump

[45] Date of Patent: **\*\* Feb. 7, 1995**

[54] **HOSE NOZZLE FOR CLEANING SWIMMING POOL WALL & STEPS**

[76] Inventor: **Frank A. Stump**, 10890 SW. 125 St., Kendall, Fla. 33176

[\*\*] Term: **14 Years**

[21] Appl. No.: **5,565**

[22] Filed: **Mar. 5, 1993**

[52] U.S. Cl. .... **D32/25; D23/213**

[58] Field of Search ..... **D6/417; D32/1, 25, 31, D32/32; 119/786, 787; D30/154; 211/125; 248/156; 239/265.11, 265.19, 532; D23/213**

[56] **References Cited**

**U.S. PATENT DOCUMENTS**

D. 187,124	1/1960	Kohler .....	D23/213
D. 288,954	3/1987	McDermott et al. ....	D23/213
D. 292,133	9/1987	Proctor et al. ....	D15/13
D. 339,846	9/1993	Magee .....	D23/213

**OTHER PUBLICATIONS**

Nelson, 1989 Lawn & Garden Catalog, Cover (top left).

*Primary Examiner*—Ruth McInroy  
*Attorney, Agent, or Firm*—Hugh E. Smith

[57] **CLAIM**

The ornamental design for a hose nozzle for cleaning swimming pool wall & steps, as shown and described.

**DESCRIPTION**

FIG. 1 is a front elevational view of a hose nozzle for cleaning swimming pool wall & steps showing my new design;

FIG. 2 is a rear elevational view thereof;

FIG. 3 is a left side elevational view thereof;

FIG. 4 is a right side elevational view thereof;

FIG. 5 is a top plan view thereof; and,

FIG. 6 is a bottom plan view thereof.

The nozzle is understood to represent indeterminate length.

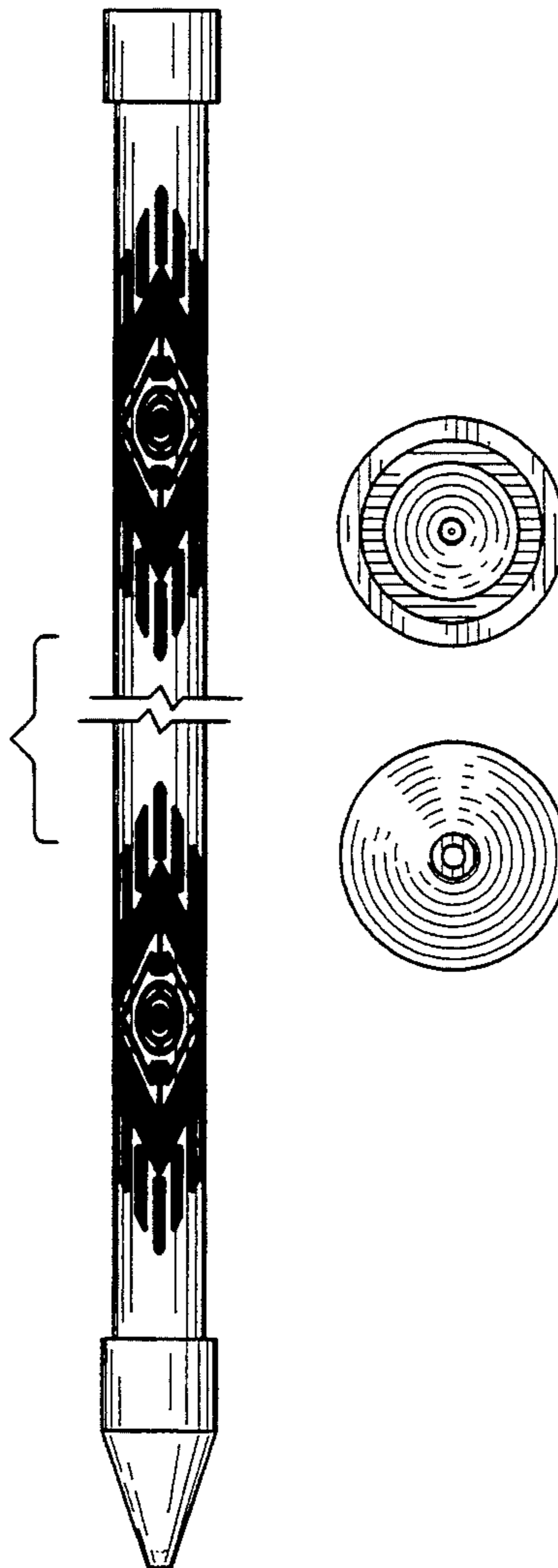


FIG. 1




FIG. 2




FIG. 3

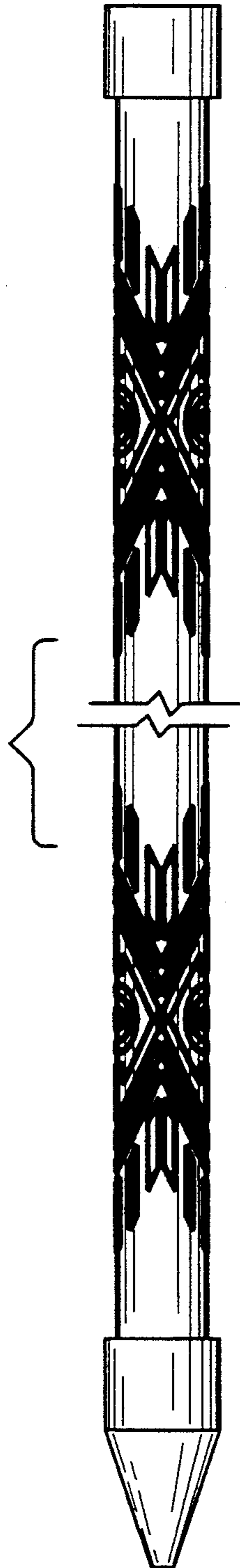
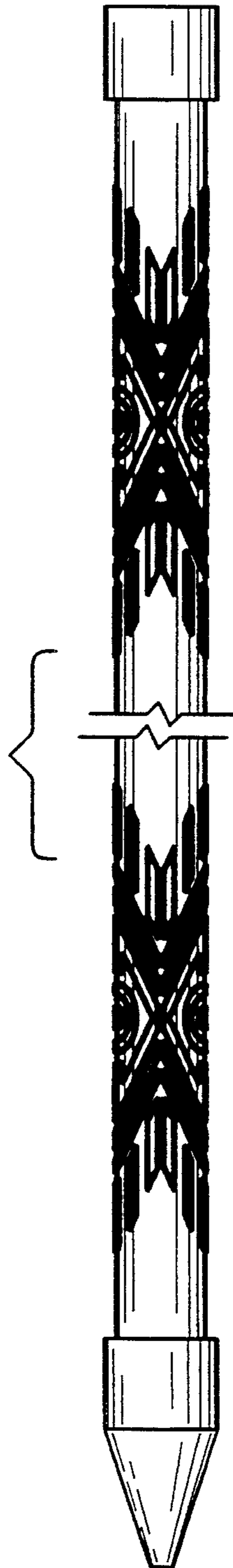
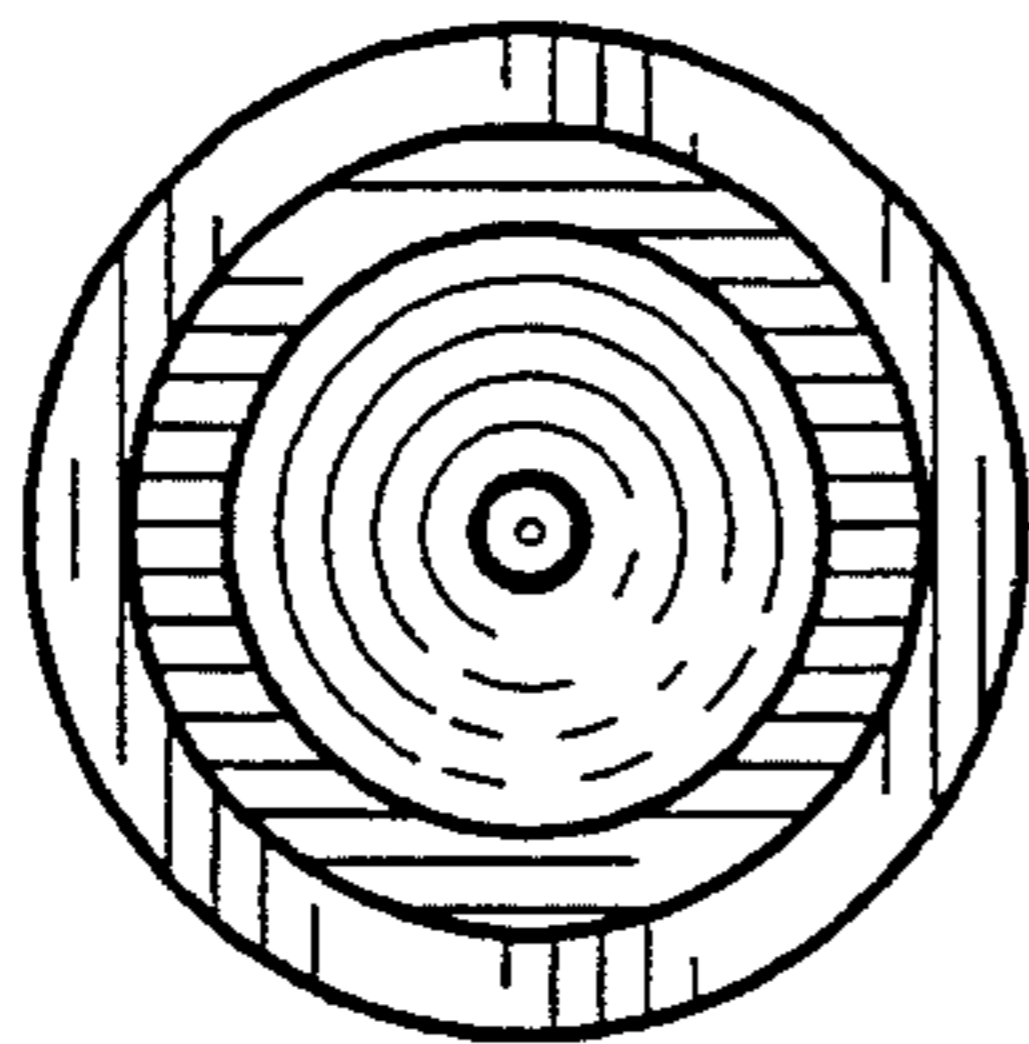


FIG. 4



*FIG. 5*



*FIG. 6*

