



US00D355282S

# United States Patent [19]

[11] Patent Number: **Des. 355,282**

Lawrence et al.

[45] Date of Patent: **\*\* Feb. 7, 1995**

## [54] VACUUM CLEANER WITH HEADLIGHT

## FOREIGN PATENT DOCUMENTS

[75] Inventors: **Randall K. Lawrence**, Westchester, Ohio; **Joel S. Bennett**, Greensboro, N.C.

25106 11/1962 Canada .

*Primary Examiner*—Ruth McInroy  
*Attorney, Agent, or Firm*—Fish & Neave; Jeffrey H. Ingerman

[73] Assignee: **Electrolux Corporation**, Atlanta, Ga.

## [57] CLAIM

[\*\*] Term: **14 Years**

The ornamental design for a vacuum cleaner with headlight, as shown and described.

[21] Appl. No.: **932,975**

## DESCRIPTION

[22] Filed: **Aug. 20, 1992**

### Related U.S. Application Data

[63] Continuation-in-part of Ser. No. 750,548, Aug. 27, 1991, Pat. No. Des. 334,257.

[52] U.S. Cl. .... **D32/22**

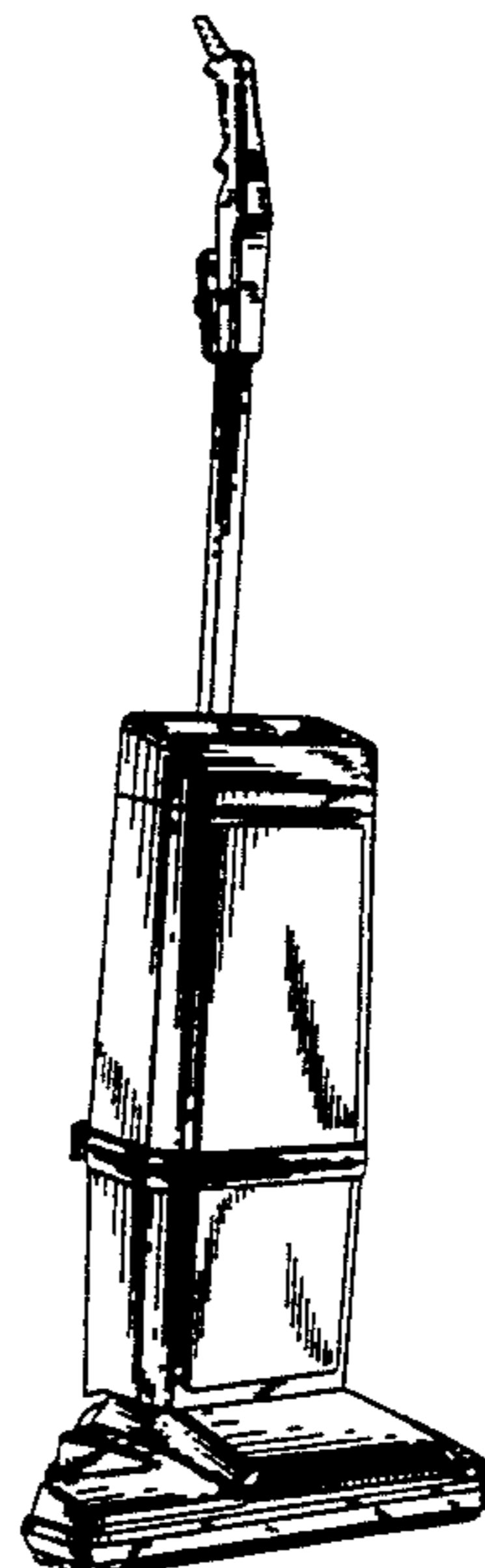
[58] Field of Search ..... **D32/21-22, D32/31-34; 15/323-326, 327.6, 331-337, 347, 350-351, 377, 412, 413**

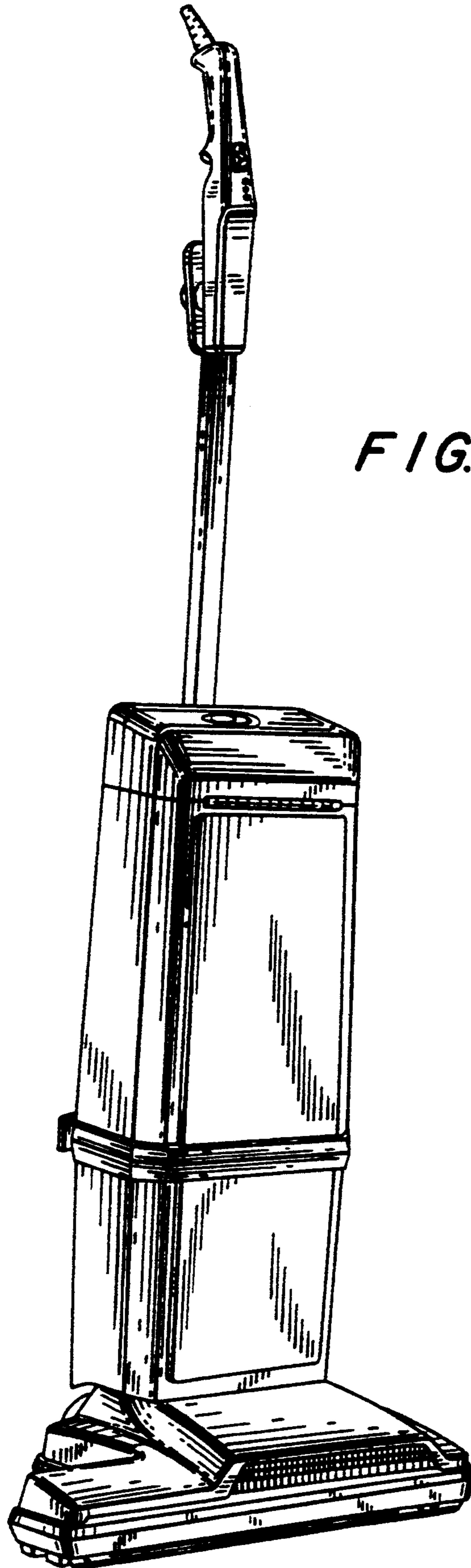
FIG. 1 is a front, right, top perspective view of a vacuum cleaner with headlight, showing our new design; FIG. 2 is a front elevational view thereof; FIG. 3 is a left side elevational view thereof; FIG. 4 is a right side elevational view thereof; FIG. 5 is a top plan view thereof; FIG. 6 is a rear elevational view thereof; FIG. 7 is a bottom plan view thereof; FIG. 8 is an enlarged front elevational view of the headlight portion thereof; FIG. 9 is a vertical cross-sectional view of the headlight portion thereof, taken from line 9—9 of FIG. 8; FIG. 10 is a horizontal cross-sectional view of the headlight portion thereof, taken from line 10—10 of FIG. 8; FIG. 11 is a horizontal cross-sectional view of the headlight portion thereof, taken from line 11—11 of FIG. 8; FIG. 12 is a horizontal cross-sectional view of the headlight portion thereof, taken from line 12—12 of FIG. 8; FIG. 13 is a horizontal cross-sectional view of the headlight portion thereof, taken from line 13—13 of FIG. 8; FIG. 14 is a horizontal cross-sectional view of the headlight portion thereof, taken from line 14—14 of FIG. 8; FIG. 15 is a horizontal cross-sectional view of the headlight portion thereof, taken from line 15—15 of FIG. 8; and, FIG. 16 is a horizontal cross-sectional view of the headlight portion thereof, taken from line 16—16 of FIG. 8. The headlight lens shown in FIGS. 1 and 2 is understood to be the same as the lens shown in FIG. 8.

## [56] References Cited

### U.S. PATENT DOCUMENTS

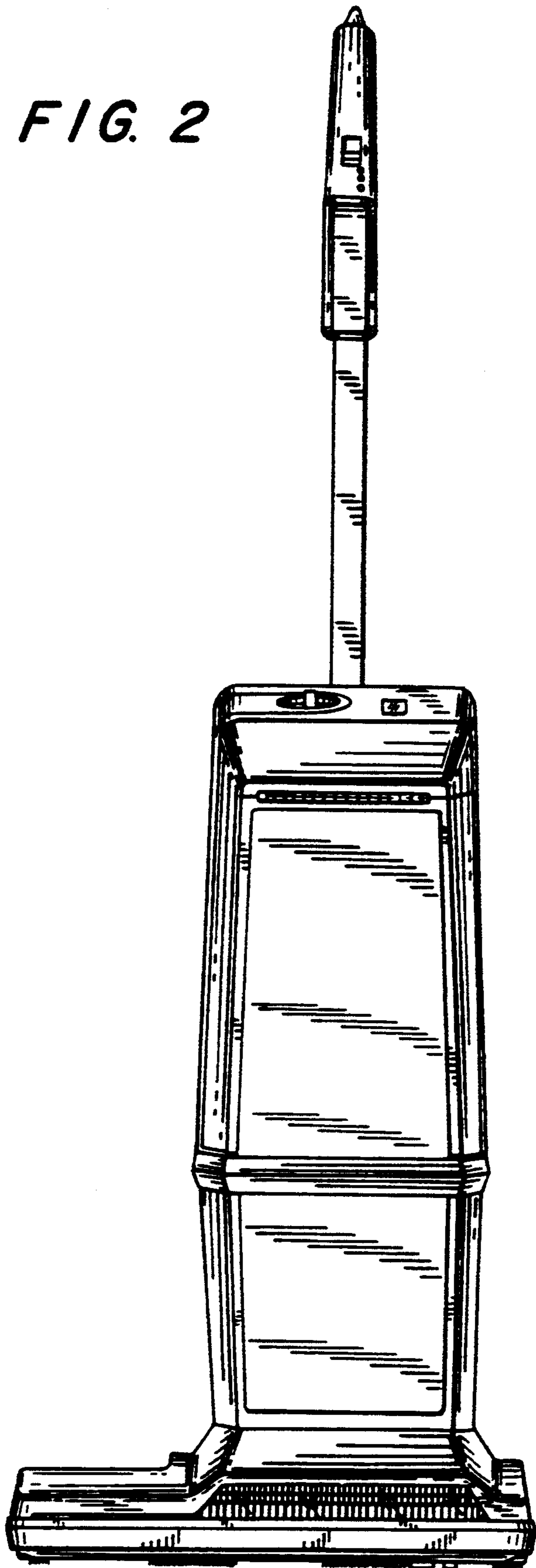
|            |         |                 |       |        |
|------------|---------|-----------------|-------|--------|
| D. 260,900 | 9/1981  | Kao             | ..... | D32/22 |
| D. 275,428 | 9/1984  | Wareham         | ..... | D32/22 |
| D. 299,176 | 12/1988 | Bowerman et al. | ..... | D32/22 |
| D. 301,784 | 6/1989  | Petralia et al. | ..... | D32/22 |
| D. 309,806 | 8/1990  | Chieda et al.   | ..... | D32/22 |
| D. 313,293 | 12/1990 | Hohulin et al.  | ..... | D32/22 |
| D. 314,260 | 1/1991  | Lee             | ..... | D32/22 |
| D. 339,433 | 9/1993  | Stein et al.    | ..... | D32/22 |
| 2,208,523  | 7/1940  | Cullman         | ..... | 240/2  |
| 2,217,174  | 10/1940 | Langille        | ..... | 240/2  |
| 2,274,971  | 3/1942  | White           | ..... | 240/2  |
| 2,475,400  | 7/1949  | Osborn          | ..... | 40/130 |
| 4,517,705  | 5/1985  | Hug             | ..... | D32/22 |
| 4,757,574  | 7/1988  | Sumerau         | ..... | 15/324 |
| 4,791,700  | 12/1988 | Bigley et al.   | ..... | 15/324 |



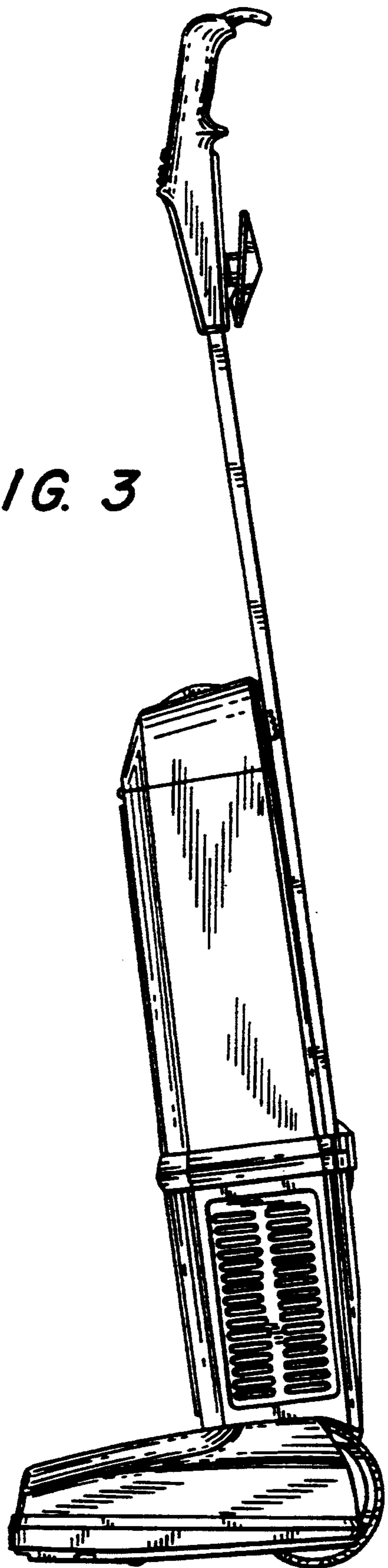


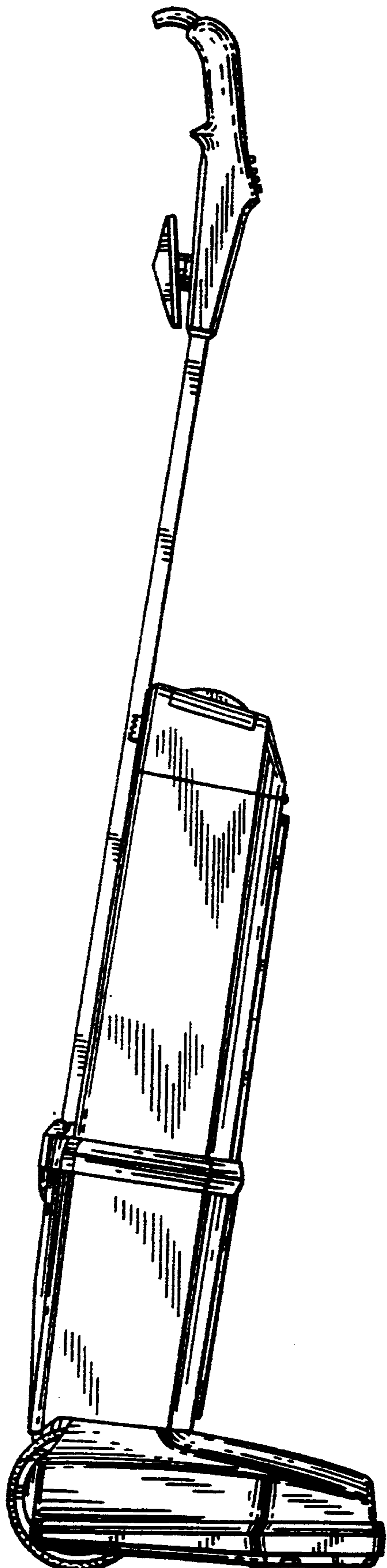
*FIG. 1*

*FIG. 2*

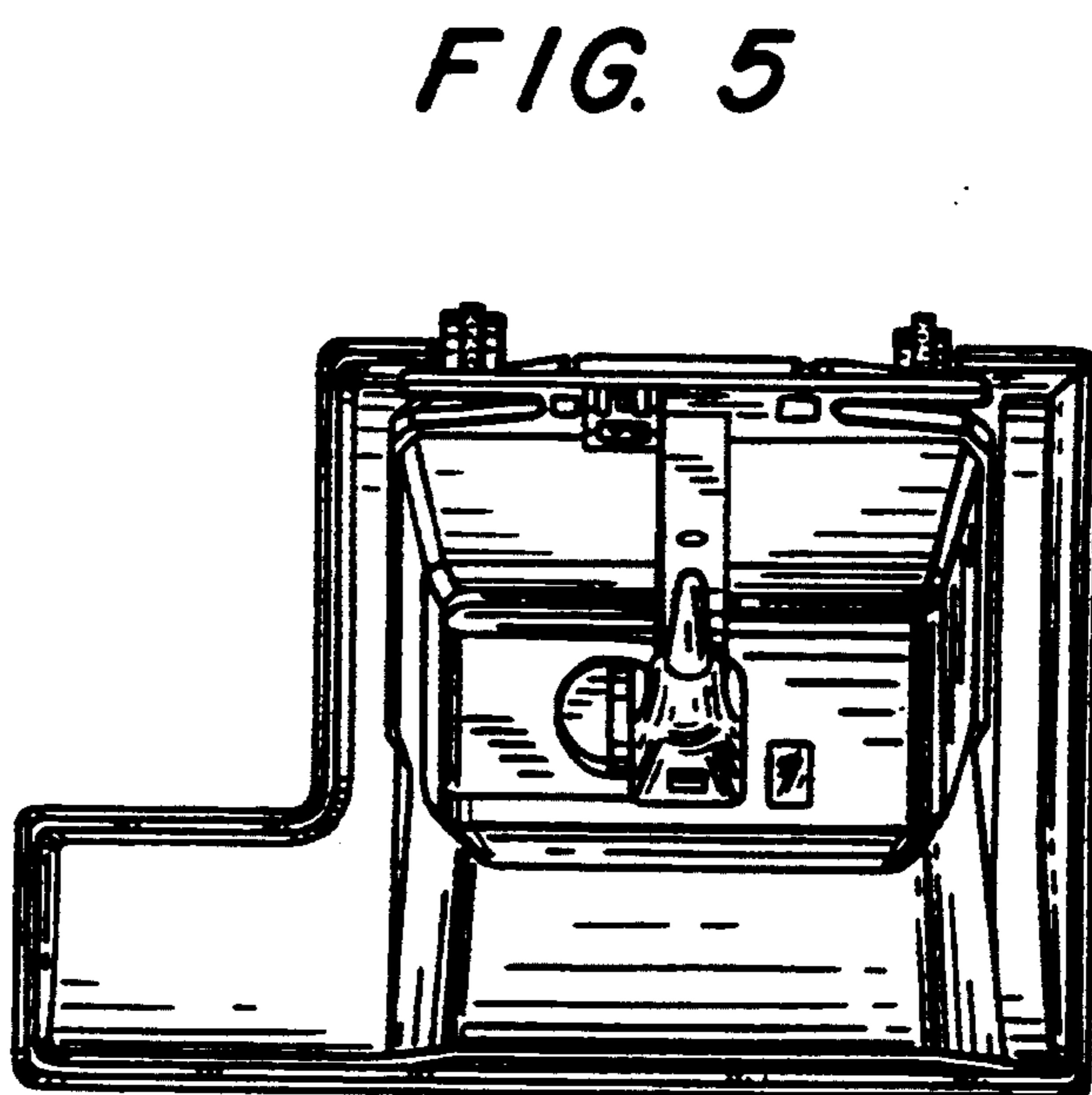


*FIG. 3*





*FIG. 4*



*FIG. 5*

FIG. 6

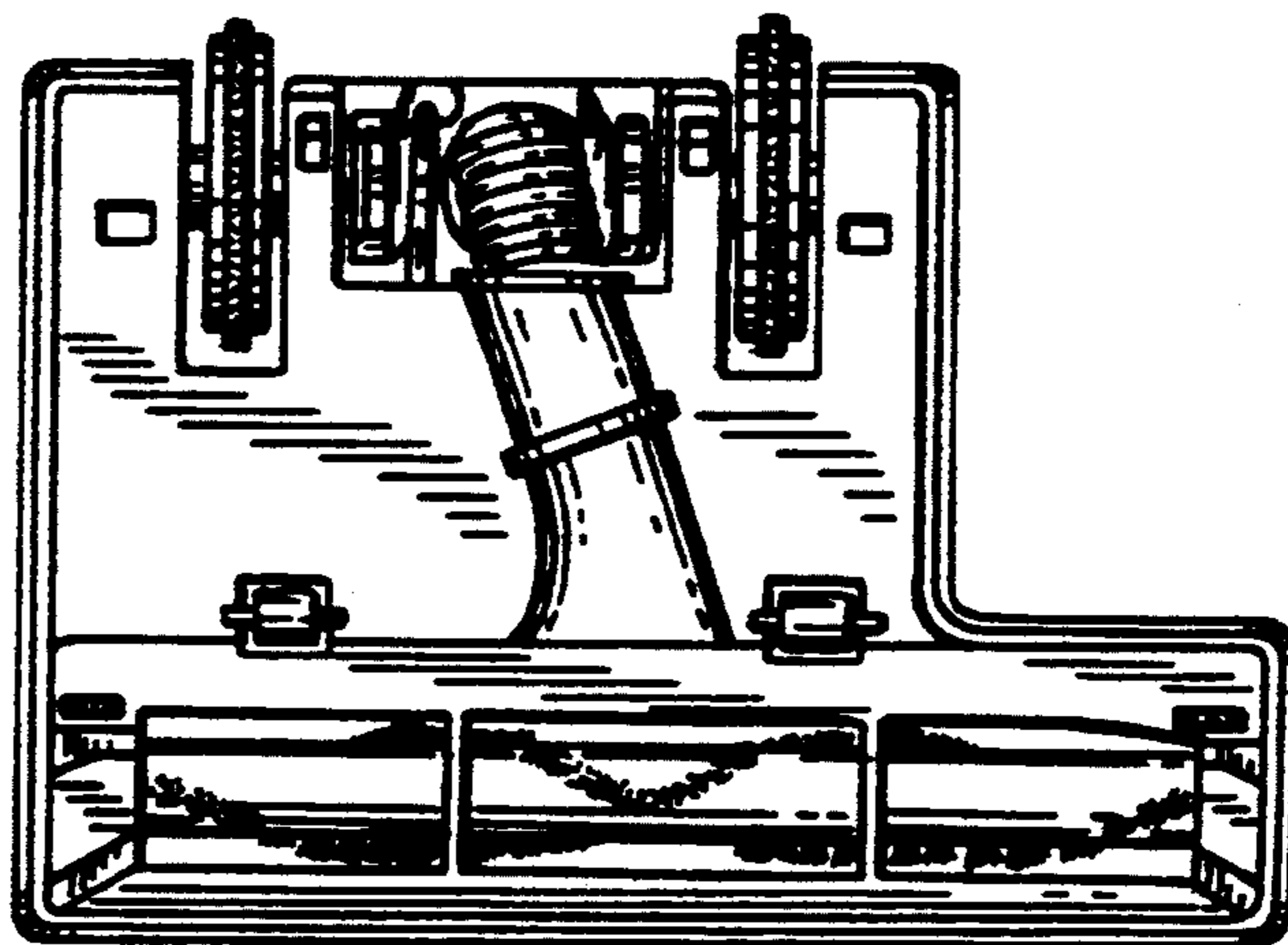
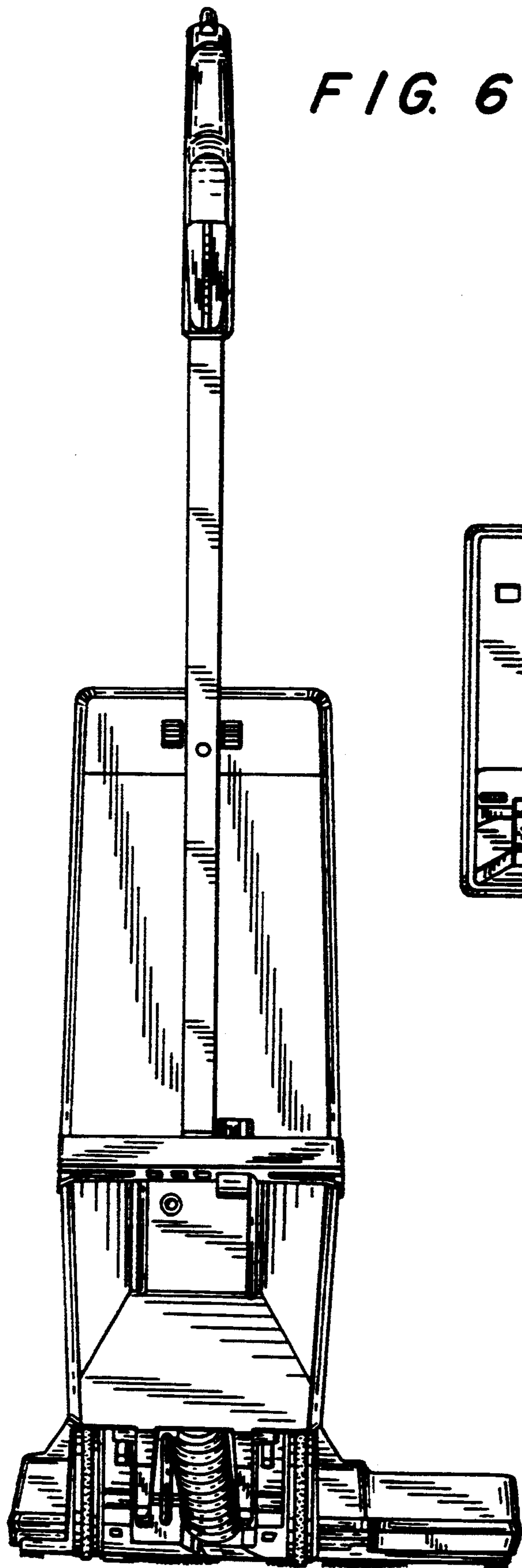


FIG. 7

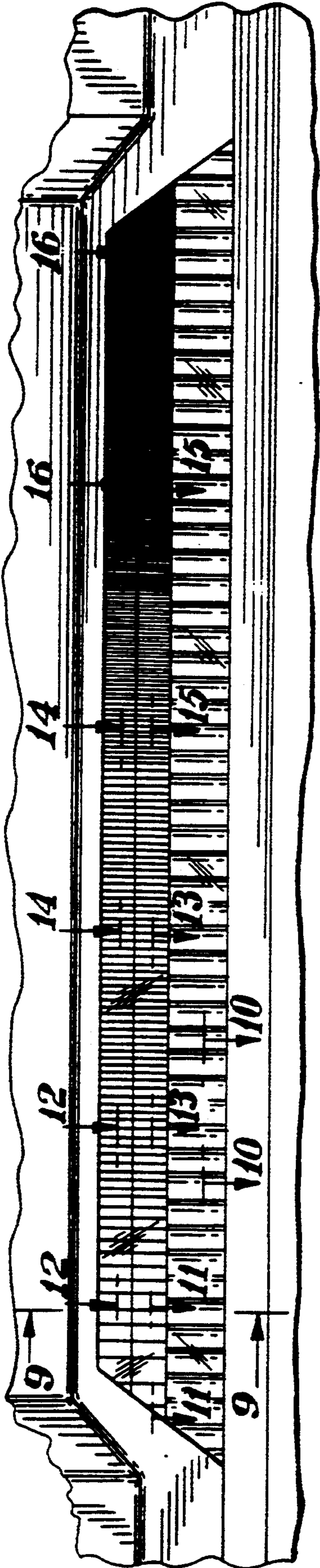


FIG. 8




FIG. 9



FIG. 10



FIG. 11

**FIG.12**



**FIG.13**



**FIG.14**



**FIG.15**



**FIG.16**

