



US00D355276S

United States Patent [19]

[11] Patent Number: **Des. 355,276**

Uchiyama et al.

[45] Date of Patent: **** Feb. 7, 1995**

[54] **CUTTER FOR ELECTRIC SHAVER**

[75] Inventors: **Hiromi Uchiyama; Masaki Okabe,**
both of Nagano, Japan

[73] Assignee: **Izumi Products Company,** Nagano,
Japan

[**] Term: **14 Years**

[21] Appl. No.: **905,636**

[22] Filed: **Jun. 26, 1992**

[30] **Foreign Application Priority Data**

Dec. 28, 1991 [JP] Japan 3-39726

[52] U.S. Cl. **D28/50**

[58] Field of Search **D28/49-51;**
30/43.4-43.92, 90, 346.5, 346.51, 347, DIG. 1,
DIG. 2

[56] **References Cited**

U.S. PATENT DOCUMENTS

4,192,065 3/1980 Tietjens 30/346.51

4,240,199 12/1980 Boiten et al. 30/43.6
4,258,470 3/1981 Boiten et al. 30/346.51
4,347,662 9/1982 Tietjens 30/43.6
4,413,410 11/1983 Otsuka et al. 30/43.6
4,698,908 10/1987 Bergsma et al. 30/43.6
4,729,169 3/1988 Asawa 30/43.6

Primary Examiner—B. J. Bullock
Attorney, Agent, or Firm—Koda and Androlia

[57] **CLAIM**

The ornamental design for a cutter for electric shaver, as shown and described.

DESCRIPTION

FIG. 1 is a top plan view of the cutter for electric shaver showing our new design; FIG. 2 is a bottom plan view thereof; FIG. 3 is a front elevational view thereof; the rear elevational view, the right side elevational view and the left side elevational view being respectively a mirror image; and, FIG. 4 is a perspective view thereof.

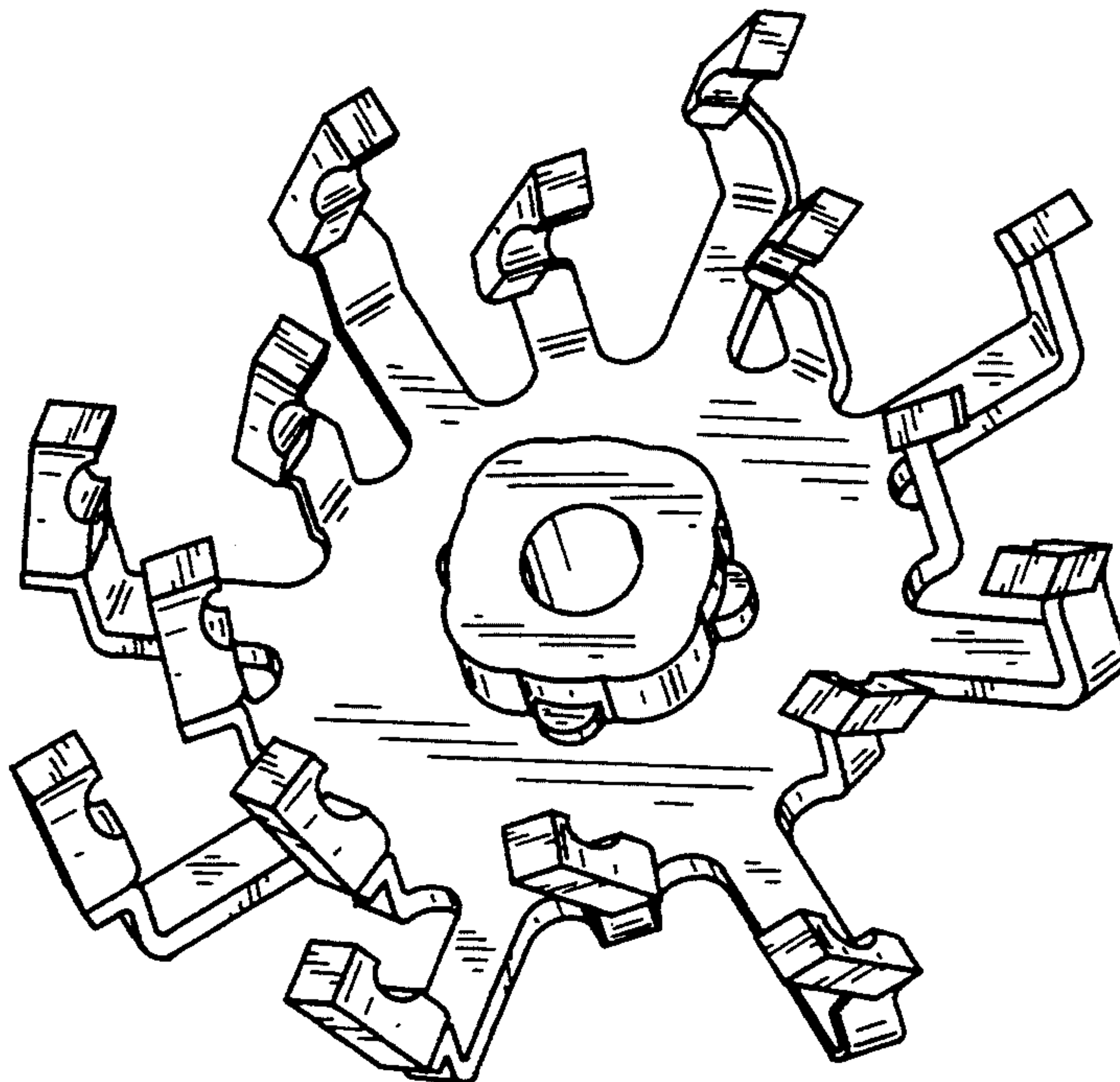
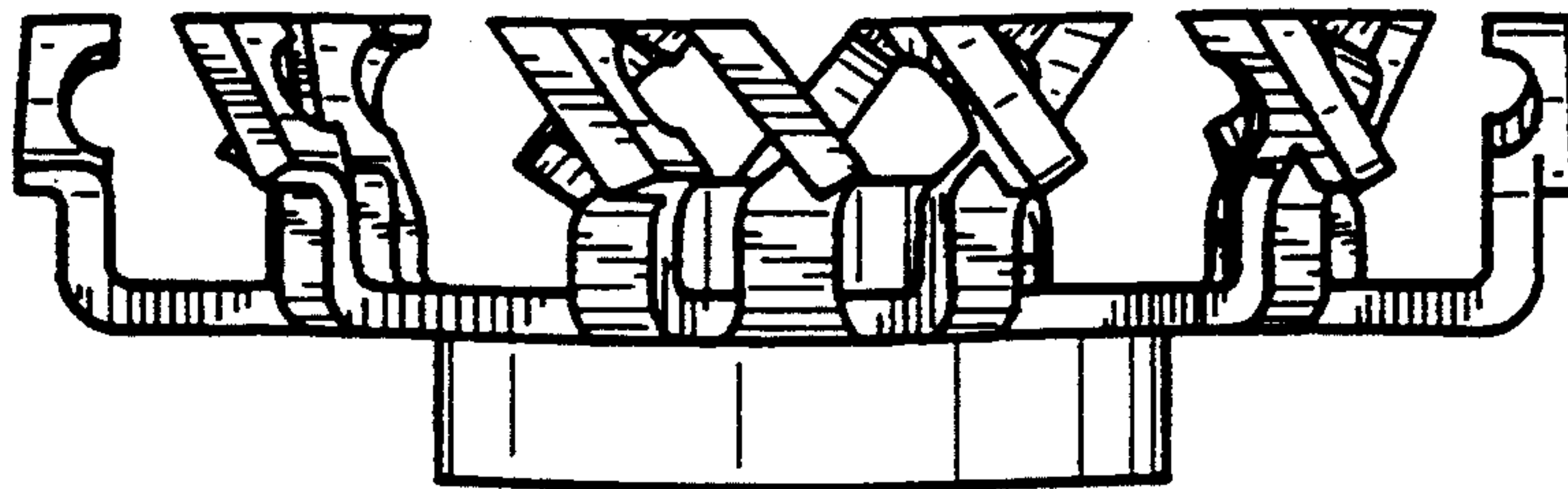


FIG. 1




FIG. 2

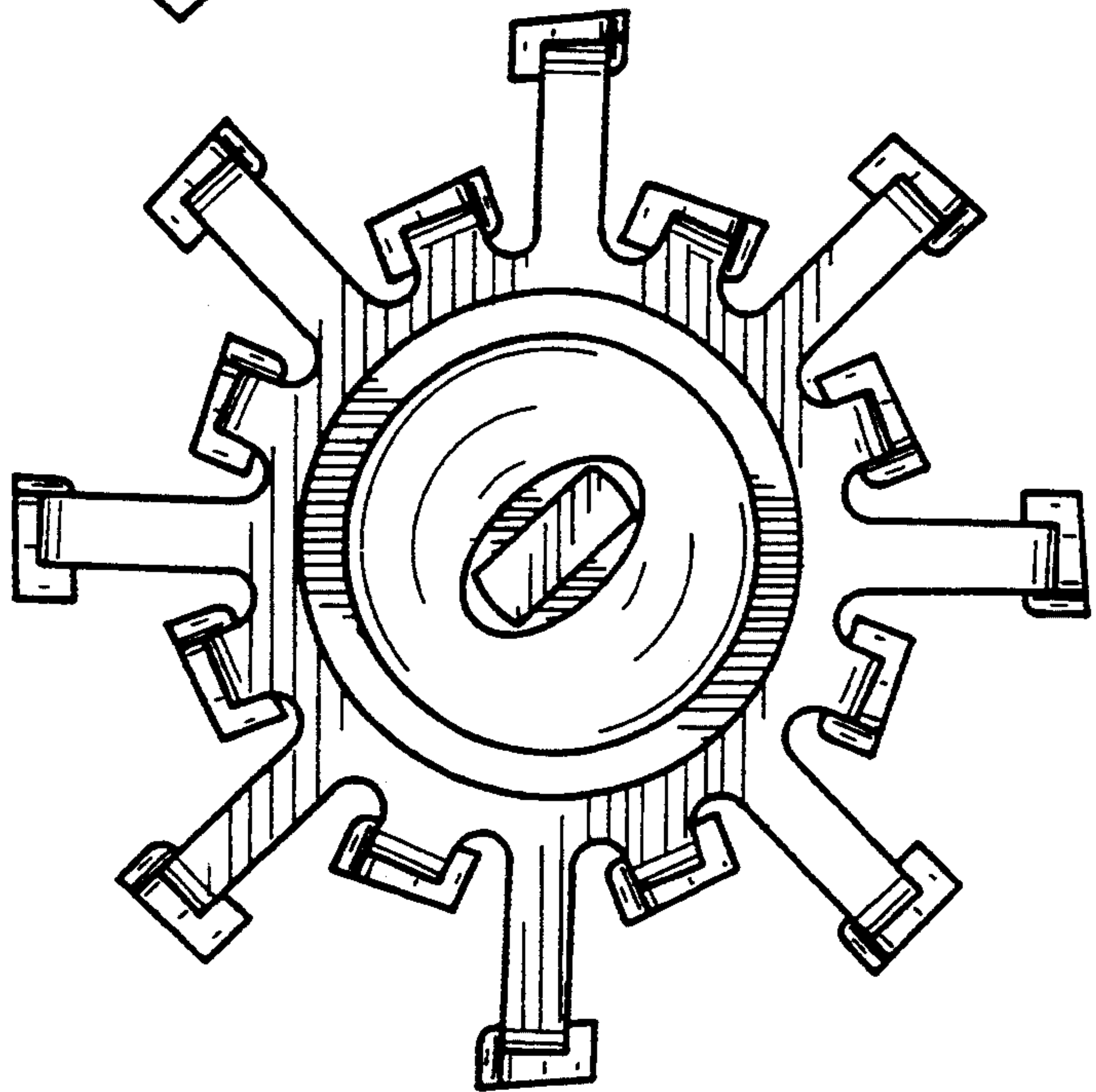
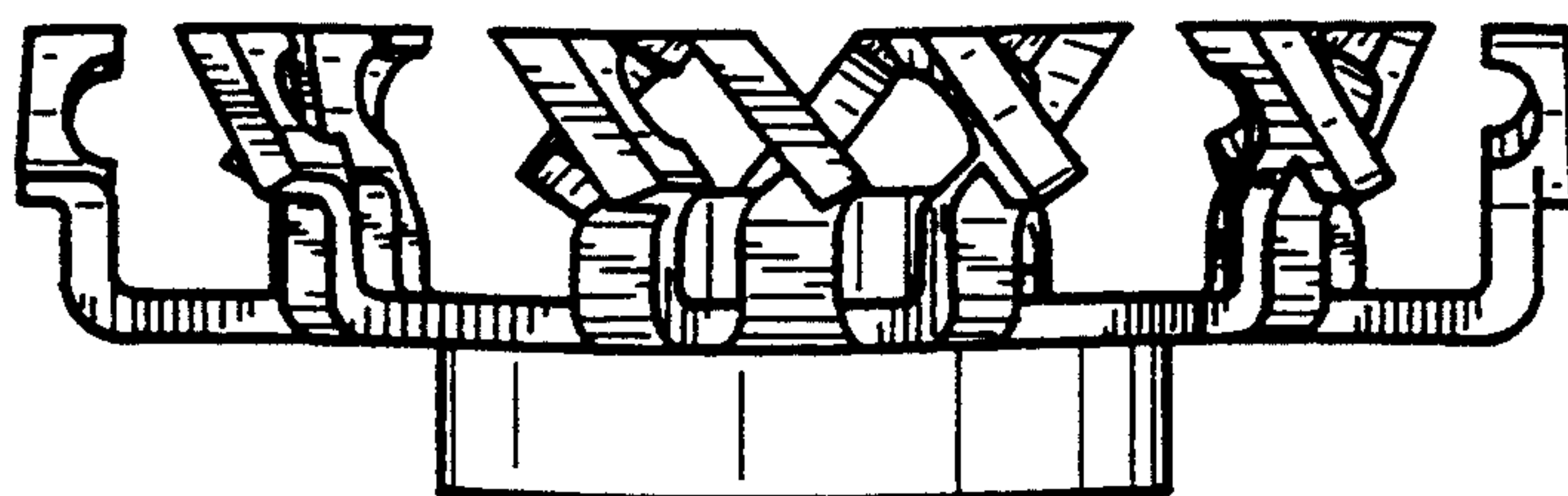


FIG. 3






FIG. 4