



US00D355264S

United States Patent [19] Stoler

[11] Patent Number: **Des. 355,264**

[45] Date of Patent: **** Feb. 7, 1995**

[54] COVE BASE

[76] Inventor: **Franklin Stoler**, 2220 S. Hamilton
Ext., Dalton, Ga. 30720

[**] Term: **14 Years**

[21] Appl. No.: **13,656**

[22] Filed: **Sep. 29, 1993**

[52] U.S. Cl. **D25/125**

[58] Field of Search **D25/119, 125, 136;**
52/287.1, 288.1, 290, 716.1, 716.6

[56] **References Cited**

U.S. PATENT DOCUMENTS

D. 184,799 4/1959 Clemens **D25/125**
4,845,910 7/1989 Hanson et al. **52/287.1**

Primary Examiner—Doris Clark
Attorney, Agent, or Firm—Sprung Horn Kramer &
Woods

[57] **CLAIM**

The ornamental design for the cove base, as shown and described.

DESCRIPTION

FIG. 1 is a perspective view of one embodiment of a cove base in accordance with the invention; FIG. 2 is a front view of the base of FIG. 1; FIG. 3 is a right side view; FIG. 4 is a top view; FIG. 5 is a rear view; FIG. 6 is a left side view; FIG. 7 is a bottom view; FIG. 8 is a perspective view of a second embodiment of a cove base in accordance with the invention; FIG. 9 is a front view of the base of FIG. 8; FIG. 10 is a right side view; FIG. 11 is a top view; FIG. 12 is a rear view; FIG. 13 is a left side view; and, FIG. 14 is a bottom view.




FIG.1

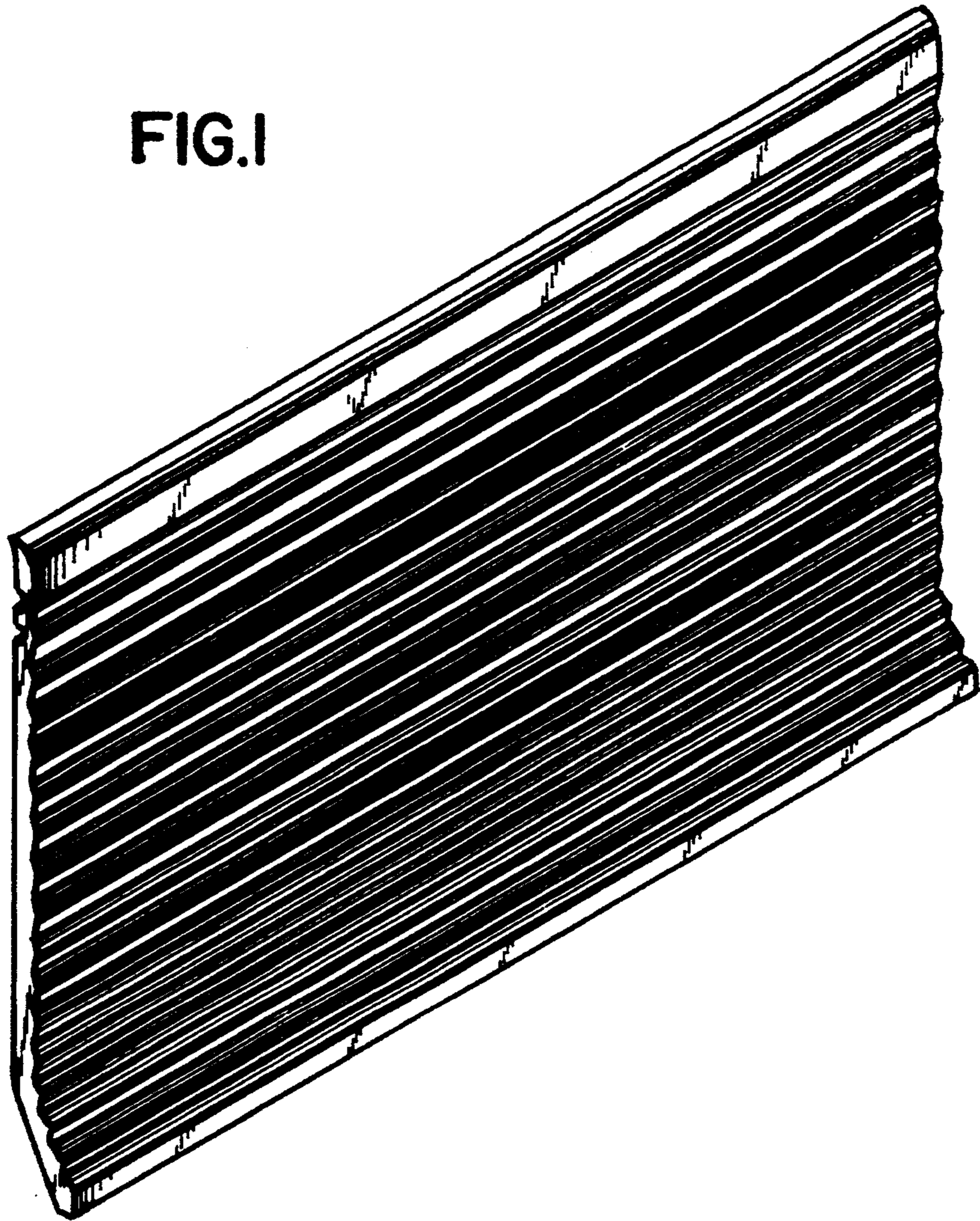


FIG.2




FIG.3






FIG. 4




FIG. 5

FIG. 6



FIG. 7




FIG.8




FIG.9






FIG.11

FIG.10

FIG.12

FIG.13




FIG.14

