



US00D355236S

# United States Patent [19]

[11] Patent Number: **Des. 355,236**

Szychowski

[45] Date of Patent: **\*\* Feb. 7, 1995**

[54] **COMBINED GOLF TARGET AND PRACTICE TEE**

1,566,945	12/1925	Winkley	.....	273/195 A
2,011,014	8/1935	Rosengarten	.....	273/181 B
2,247,501	7/1941	Jenks et al.	.....	273/181 R
3,072,410	1/1963	Simjian	.....	273/185 A
4,244,576	1/1981	Mosier et al.	.....	273/DIG. 30

[76] Inventor: **Thaddeus Szychowski**, 180 Laurel Glen Rd., Soquel, Calif. 95073

[\*\*] Term: **14 Years**

*Primary Examiner*—B. J. Bullock

[21] Appl. No.: **836,927**

[57] **CLAIM**

[22] Filed: **Feb. 18, 1992**

The ornamental design for a combined golf target and practice tee, as shown and described.

[52] U.S. Cl. .... **D21/234; D21/27**

[58] Field of Search ..... **D21/234, 27; 273/DIG. 10, 181 R, 181 B, 185 A, 195 A**



### DESCRIPTION

### [56] References Cited

#### U.S. PATENT DOCUMENTS

D. 234,383	11/1993	London	.....	D21/27
D. 330,569	10/1992	Bruner	.....	D21/234
969,560	9/1910	O'Neil	.....	273/181 R

FIG. 1 is a front elevational view of the combined golf target and practice tee showing my new design; FIG. 2 is a rear elevational view thereof; FIG. 3 is a left side elevational view thereof; FIG. 4 is a right side elevational view thereof; FIG. 5 is a top plan view thereof; and, FIG. 6 is a bottom plan view thereof.







FIG. 1





FIG. 2



FIG. 3

FIG. 4



*FIG. 5*



*FIG. 6*