



US00D355232S

# United States Patent [19]

[11] Patent Number: **Des. 355,232**

Hodges

[45] Date of Patent: **\*\* Feb. 7, 1995**

[54] **COMBINED TENNIS RACKET AND BALL RETRIEVER**

|           |         |                        |            |
|-----------|---------|------------------------|------------|
| 4,798,382 | 1/1989  | Janes .....            | D21/212 X  |
| 4,834,393 | 5/1989  | Feldi .....            | 273/73 R X |
| 4,993,712 | 2/1991  | Urwin .....            | 273/73 R   |
| 5,056,786 | 10/1991 | Bellettini et al. .... | 273/73 R X |

[76] Inventor: **Joseph J. Hodges**, 2 Hull St., Oceanside, N.Y. 11572

*Primary Examiner*—Theodore M. Shooman  
*Assistant Examiner*—Mitchell I. Siegel

[\*\*] Term: **14 Years**

[21] Appl. No.: **9,159**

[57] **CLAIM**

[22] Filed: **Jun. 7, 1993**

The ornamental design for a combined tennis racket and ball retriever, as shown and described.

[52] U.S. Cl. .... **D21/212**

[58] Field of Search ..... D21/210, 212; 273/67 R, 273/73 F, 73 G, 73 H, 73 I, 73 J, 73 K, 73 L, 73 R, 75, 76

**DESCRIPTION**

FIG. 1 is a front elevational view of a combined tennis racket and ball retriever showing my new design, the undisclosed opposite side being identical;  
FIG. 2 is a right side elevational view thereof;  
FIG. 3 is a left side elevational view thereof;  
FIG. 4 is a top plan view thereof; and,  
FIG. 5 is a bottom plan view thereof.

[56] **References Cited**

**U.S. PATENT DOCUMENTS**

|           |        |              |          |
|-----------|--------|--------------|----------|
| D. 81,875 | 8/1930 | Hall .....   | D21/212  |
| 4,114,881 | 9/1978 | Norton ..... | 273/73 R |




FIG. 1




FIG. 2

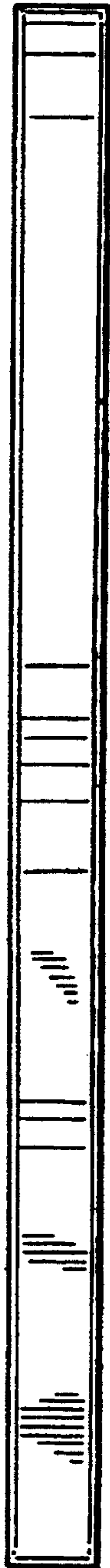


FIG. 3



FIG. 4

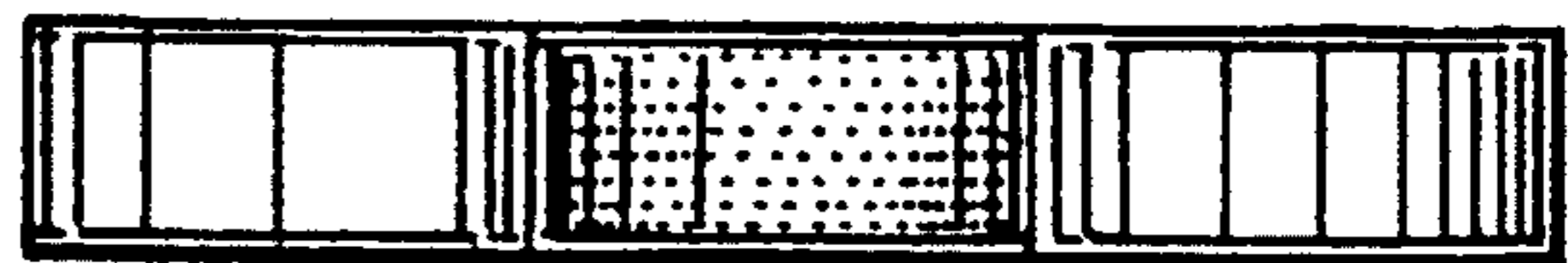


FIG. 5

