



US00D355226S

United States Patent [19]
Wadley

[11] **Patent Number: Des. 355,226**

[45] **Date of Patent: ** Feb. 7, 1995**

[54] **EXERCISE MAT**

[76] **Inventor: Cathy C. Wadley, 2581 Clear Marsh Rd., Johns Island, S.C. 29455**

[**] **Term: 14 Years**

[21] **Appl. No.: 5,566**

[22] **Filed: Mar. 5, 1993**

[52] **U.S. Cl. D21/191; D6/582**

[58] **Field of Search D6/582, 583, 585, 588; D12/203; 4/581, 582, 583; 5/417, 418, 419, 420, 461, 468, 469, 481, 901; 15/215, 216, 217; D21/191**

[56] **References Cited**

U.S. PATENT DOCUMENTS

D. 259,717 6/1981 Wooters D12/203
D. 288,799 3/1987 Peress D12/203
3,100,522 8/1963 McIntyre 15/215

4,425,677 1/1984 Cox 15/216 X
5,136,738 8/1992 Denson 5/420 X

Primary Examiner—Wallace R. Burke
Assistant Examiner—Monica A. Hannon
Attorney, Agent, or Firm—Hugh E. Smith

[57] **CLAIM**

The ornamental design for a exercise mat, as shown and described.

DESCRIPTION

FIG. 1 is a front elevational view of the exercise mat showing my new design;
FIG. 2 is a rear elevational view thereof;
FIG. 3 is a left side elevational view thereof;
FIG. 4 is a right side elevational view thereof;
FIG. 5 is a top plan view thereof; and,
FIG. 6 is a bottom plan view thereof; and,
FIG. 7 is an isometric view thereof.

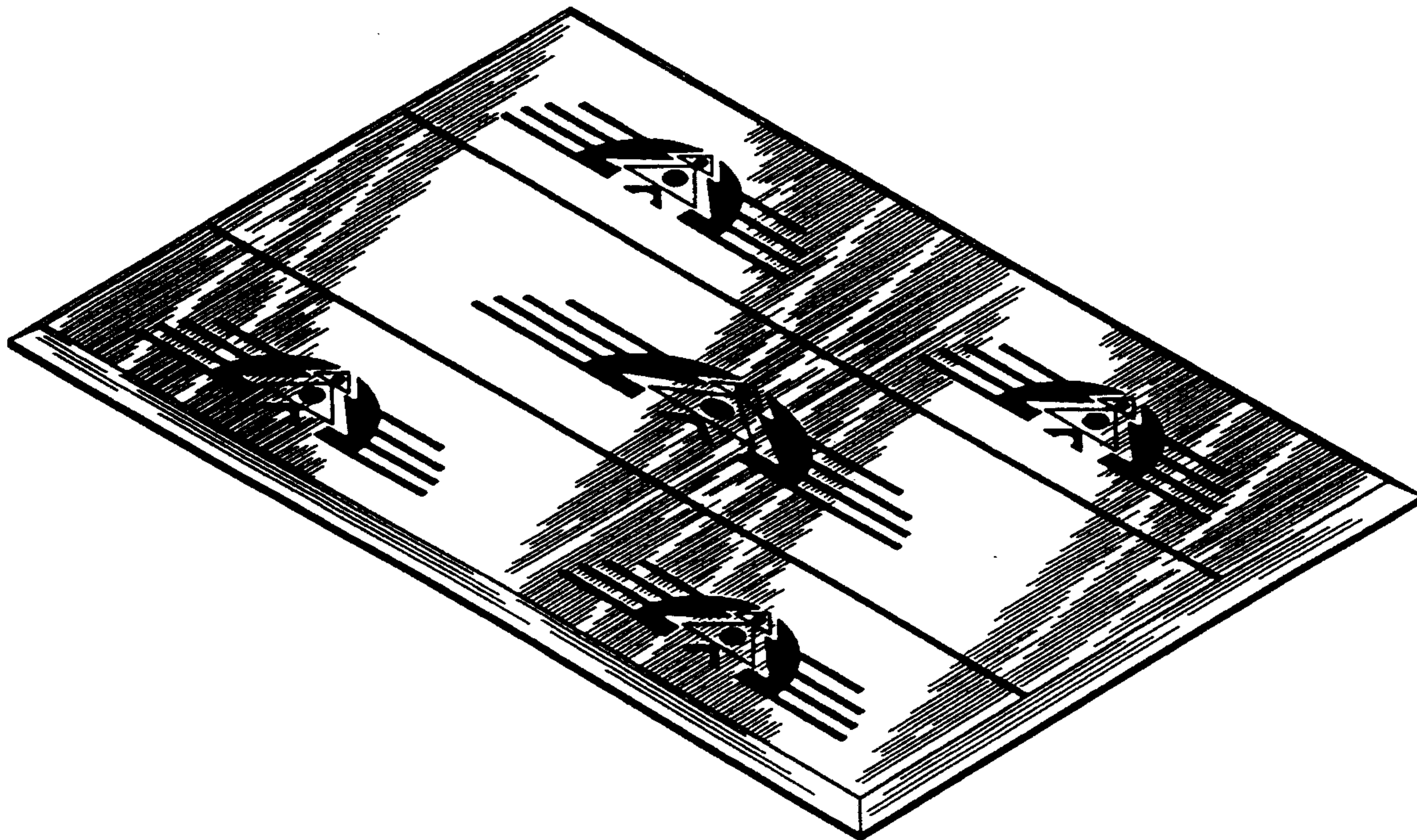


FIG. 1

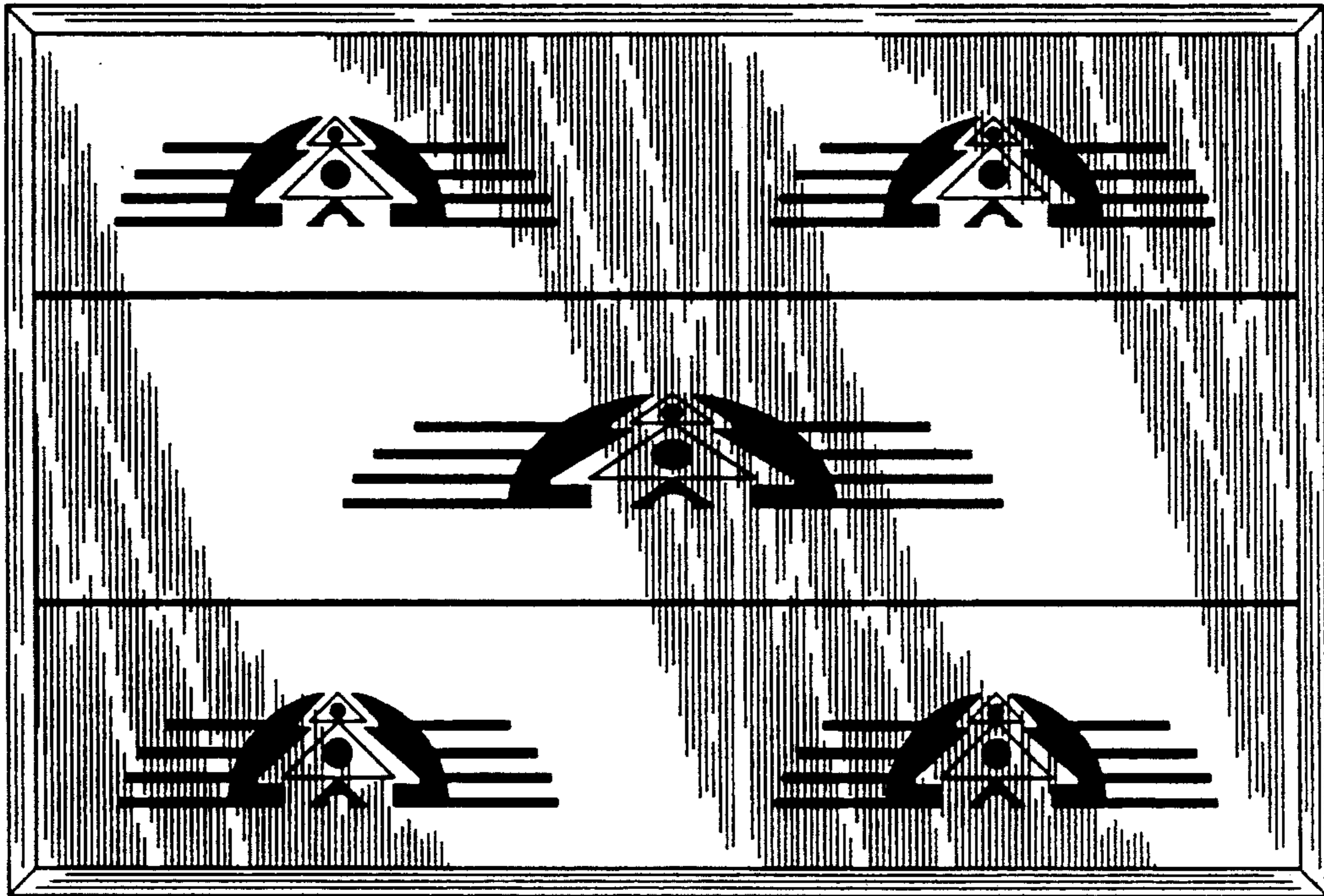


FIG. 2




FIG. 3



FIG. 4



FIG. 5




FIG. 6




FIG. 7

