



US00D355225S

United States Patent [19]

Arad et al.

[11] Patent Number: **Des. 355,225**

[45] Date of Patent: **** Feb. 7, 1995**

[54] TOY WEAPON BAYONET

D. 333,173 2/1993 Pipes D22/118
D. 334,791 4/1993 Collins D22/118

[75] Inventors: **Avi Arad**, Westport, Conn.; **Finn Turnquist**, Warren, N.J.

[73] Assignee: **Toy Biz, Inc.**, New York, N.Y.

[**] Term: **14 Years**

[21] Appl. No.: **3,226**

[22] Filed: **Dec. 31, 1992**

[52] U.S. Cl. **D21/145**

[58] Field of Search **D21/145-147;**
D22/107, 108, 118; D23/225; D7/649, 650,
696; 446/267, 473; 124/24.1, 25; 482/12, 83;
89/1.816

OTHER PUBLICATIONS

Hong Kong Toys Feb. 1991 p. 305 #7873 top left of page.

Primary Examiner—Bernard Ansher
Assistant Examiner—R. Barkai
Attorney, Agent, or Firm—Amster, Rothstein & Ebenstein

[57] CLAIM

The ornamental design for a toy weapon bayonet, as shown and described.

DESCRIPTION

FIG. 1 is a side elevational view of a toy weapon bayonet showing our new design, the opposite side being a mirror image thereof;

FIG. 2 is a top plan view thereof;

FIG. 3 is a bottom plan view thereof;

FIG. 4 is a front elevational view thereof;

FIG. 5 is a back elevational view thereof; and,

FIG. 6 is an isometric view thereof.

[56] References Cited

U.S. PATENT DOCUMENTS

D. 270,264	8/1983	Mathisen	D22/118
D. 270,655	9/1983	Collins	D22/118
D. 289,913	5/1987	Ader	D22/118
D. 298,644	11/1988	Newman	D22/118
D. 302,199	7/1989	Newman	D22/118

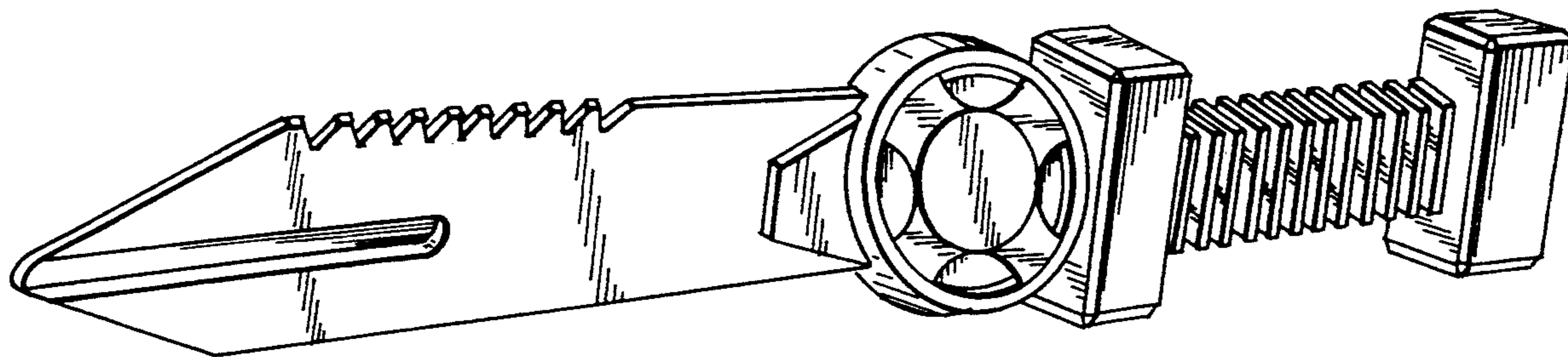


FIG. 1




FIG. 2




FIG. 3


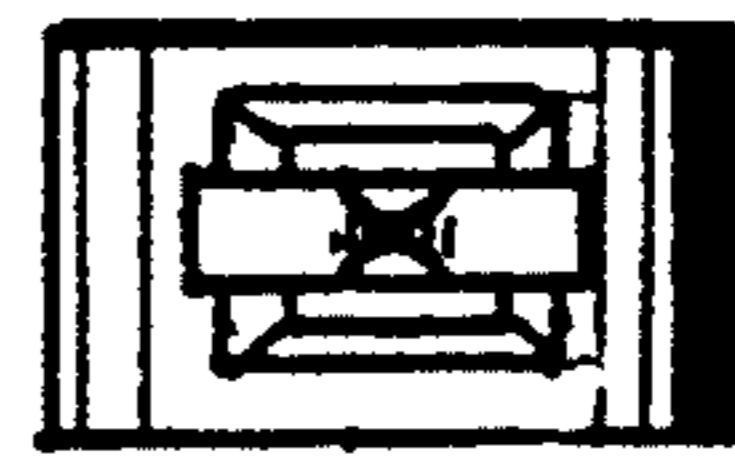


FIG. 5



FIG. 4






FIG. 6