



US00D355223S

# United States Patent [19]

Glynn

[11] Patent Number: **Des. 355,223**

[45] Date of Patent: **\*\* Feb. 7, 1995**

[54] **GIRDER BEAM TOY COMPONENT**

[75] Inventor: **Kenneth P. Glynn**, Raritan Township, Hunterdon County, N.J.

[73] Assignee: **Ideal Ideas, Inc.**, Flemington, N.J.

[\*\*] Term: **14 Years**

[21] Appl. No.: **20,525**

[22] Filed: **Mar. 28, 1994**

[52] U.S. Cl. .... **D21/108**

[58] Field of Search ..... **D21/108; 446/107, 115, 446/116, 118, 126, 128**

1,779,826 10/1930 Potter ..... D21/108  
 2,020,562 11/1935 Miller ..... D21/108  
 3,242,610 3/1966 Christiansen .  
 3,509,642 5/1970 Brumlik ..... 446/115  
 3,510,962 5/1970 Kazuhisa ..... 446/115  
 4,182,072 1/1980 Much ..... 446/116  
 4,547,160 10/1985 Labelle ..... 446/107  
 5,209,693 5/1993 Lyman ..... 446/128  
 5,282,767 2/1994 Gelardi ..... 446/107

*Primary Examiner*—Bernard Ansher  
*Assistant Examiner*—R. Barkai  
*Attorney, Agent, or Firm*—Kenneth P. Glynn

### [57] CLAIM

The ornamental design for a girder beam toy component, as shown and described.

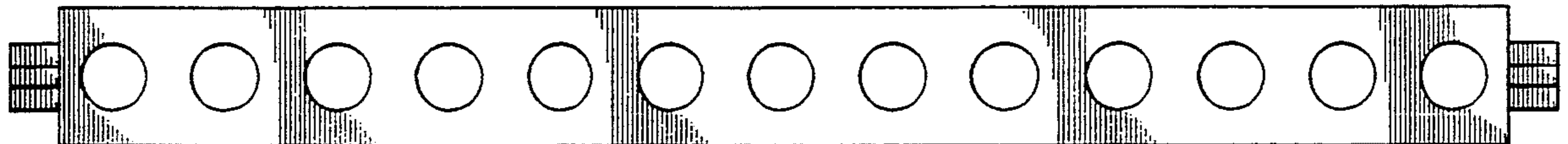
### DESCRIPTION

FIG. 1 is a front elevational view of a girder beam toy component showing my new design, the rear elevational view being identical;  
 FIG. 2 is a left side elevational view thereof, the right side elevational view being identical; and,  
 FIG. 3 is a top plan view thereof, the bottom plan view being identical.

[56] **References Cited**

**U.S. PATENT DOCUMENTS**

D. 278,110 3/1985 Boland, II ..... D21/108  
 D. 290,627 6/1987 Dideriksen ..... D21/108  
 D. 304,220 10/1989 Bertrand ..... D21/108  
 317,478 6/1991 Larsen et al. .  
 D. 334,953 4/1993 Kawahara ..... D21/108  
 1,163,851 12/1915 Pringle ..... D21/108  
 1,192,530 7/1916 Kirk ..... D21/108  
 1,760,638 5/1930 Gilbert ..... D21/108



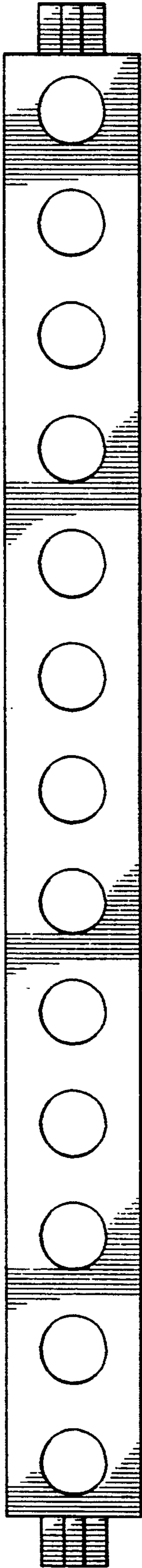


FIG. 1

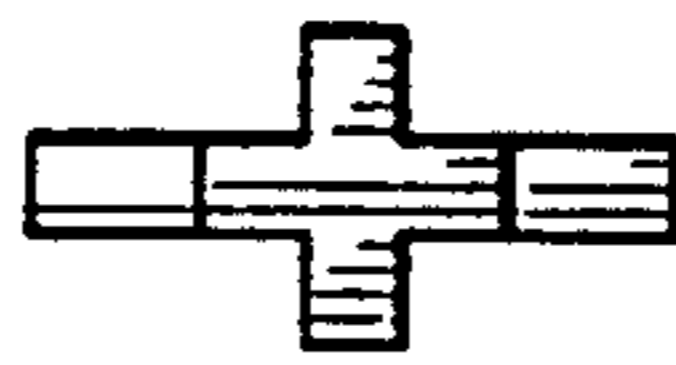


FIG. 2



FIG. 3