



US00D355222S

United States Patent [19]

Marshall et al.

[11] Patent Number: **Des. 355,222**

[45] Date of Patent: **** Feb. 7, 1995**

[54] SIGN

[75] Inventors: **John L. Marshall**, Knoxville; **J. Michael Milner**, Powell, both of Tenn.

[73] Assignee: **Plasti-Line, Inc.**, Powell, Tenn.

[**] Term: **14 Years**

[21] Appl. No.: **20,118**

[22] Filed: **Mar. 18, 1994**

[52] U.S. Cl. **D20/41**

[58] Field of Search **D20/10, 39, 40, 41; 40/584, 585, 591, 592, 593, 606, 607, 608, 624**

[56] **References Cited**

U.S. PATENT DOCUMENTS

D. 96,835	9/1935	Holland	D20/41
D. 180,756	8/1957	Winger	D20/41
D. 193,380	8/1962	Kirk	D20/41
D. 218,670	9/1970	Brentrup	D20/41

Primary Examiner—Wallace R. Burke
Assistant Examiner—Marcus Jackson
Attorney, Agent, or Firm—Luedeka, Neely & Graham

[57] **CLAIM**

The ornamental design of a sign, as shown and described.

DESCRIPTION

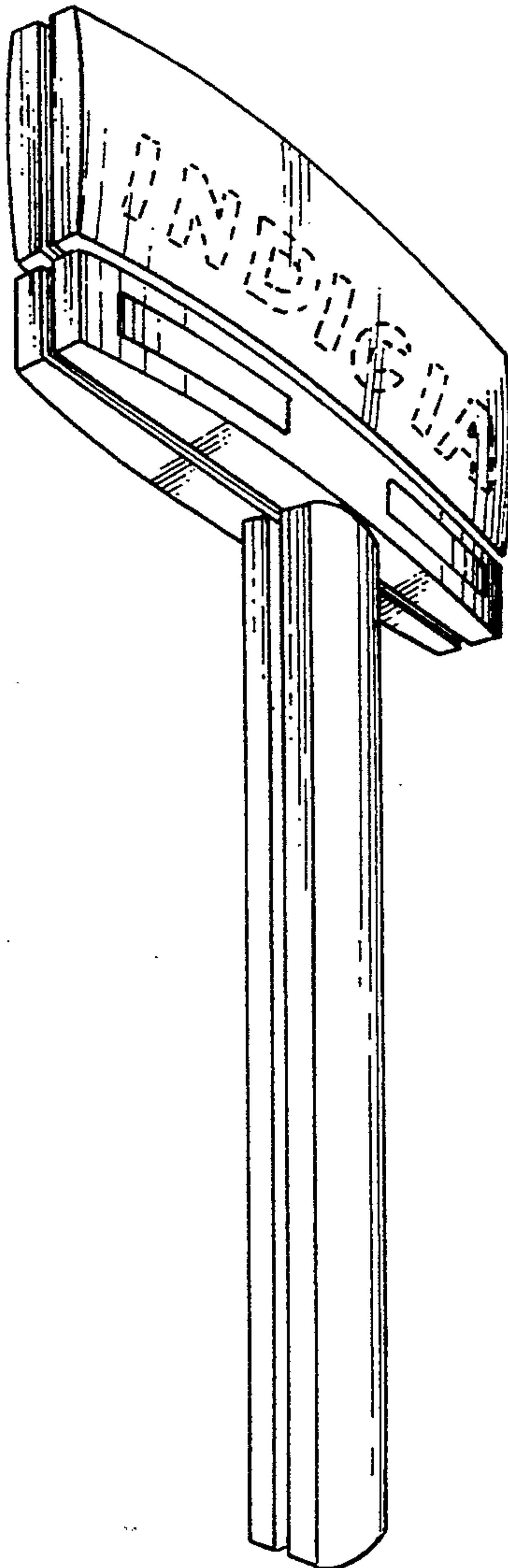
FIG. 1 is a perspective view of the sign of our new design;

FIG. 2 is a front elevational view of the sign of our new design, it being understood that the rear elevational view is identical thereto;

FIG. 3 is a side elevational view of the sign of our new design, it being understood that the opposite side is identical thereto;

FIG. 4 is a top plan view of the sign of our new design; and,

FIG. 5 is a bottom plan view of the sign of our new design.



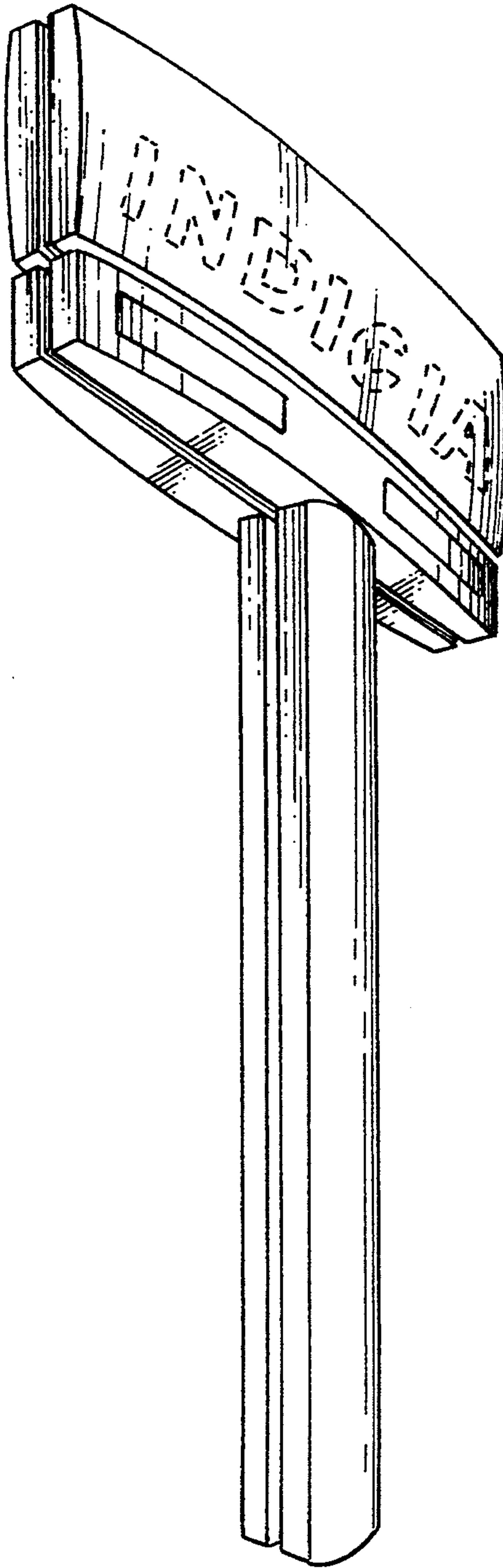


Fig. 1

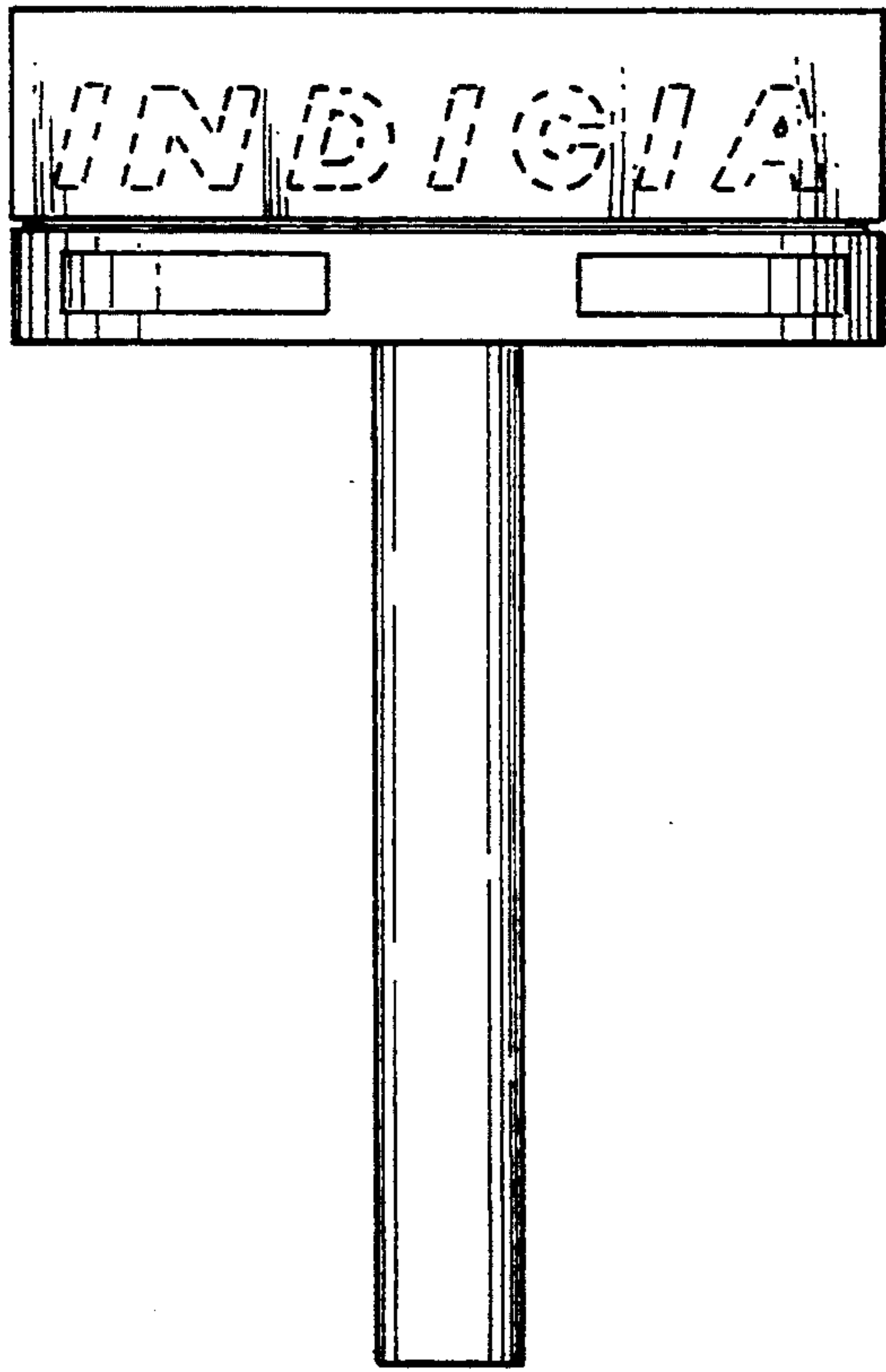


Fig. 2



Fig. 3

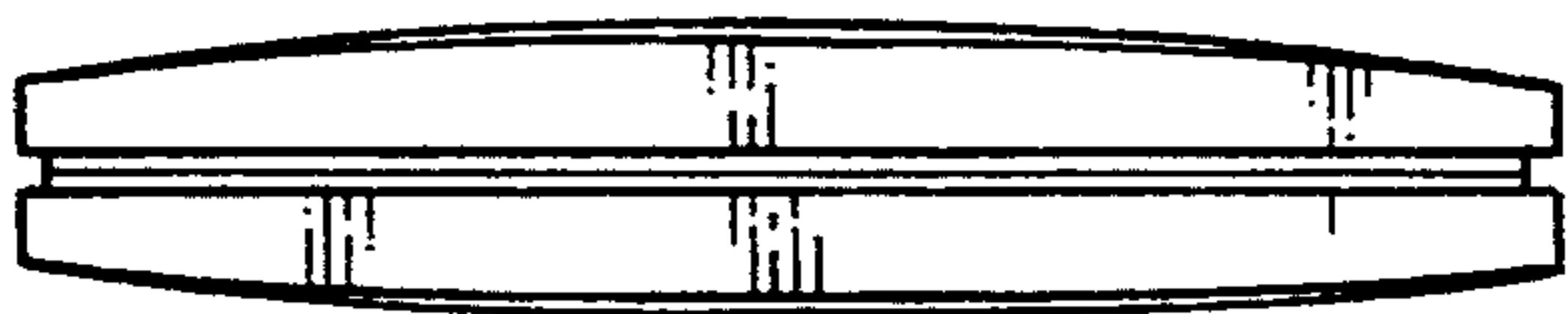


Fig. 4

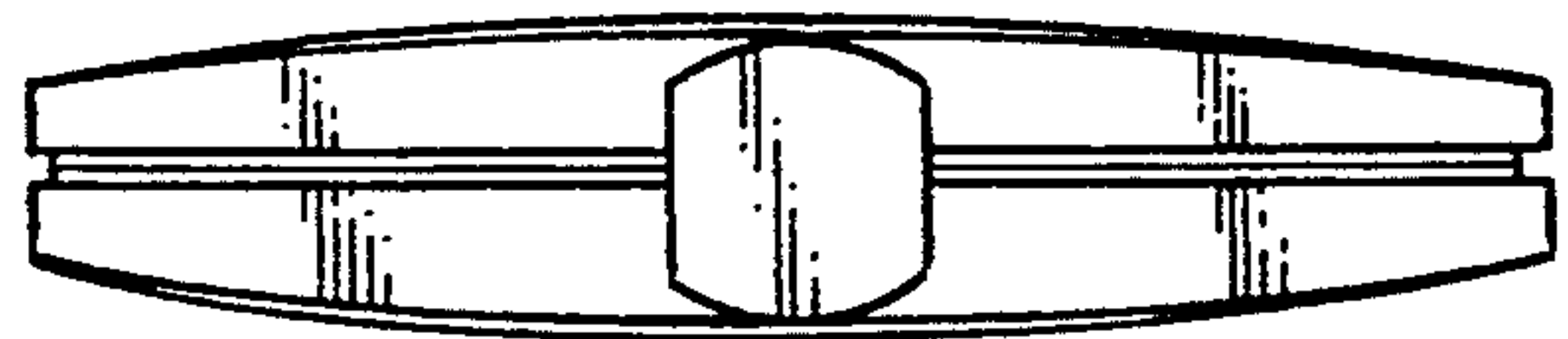


Fig. 5

UNITED STATES PATENT AND TRADEMARK OFFICE
CERTIFICATE OF CORRECTION

PATENT NO. : Des. 355,222

Page 1 of 3

DATED : February 7, 1995

INVENTOR(S) : John L. Marshall, et al

It is certified that error appears in the above-identified patent and that said Letters Patent is hereby corrected as shown below:

The title page, showing an illustrative figure, should be deleted and substitute therefor the attached title page.

Delete Drawing Sheet 1 and substitute therefor the Drawing Sheet consisting of FIG. 1 as shown on the attached page.

Signed and Sealed this
Twenty-eighth Day of May, 1996

Attest:



BRUCE LEHMAN

Attesting Officer

Commissioner of Patents and Trademarks

United States Patent [19]
Marshall et al.

[11] **Patent Number: Des. 355,222**
 [45] **Date of Patent: ** Feb. 7, 1995**

[54] **SIGN**

[75] **Inventors: John L. Marshall, Knoxville; J. Michael Milner, Powell, both of Tenn.**

[73] **Assignee: Plasti-Line, Inc., Powell, Tenn.**

[**] **Term: 14 Years**

[21] **Appl. No.: 20,118**

[22] **Filed: Mar. 18, 1994**

[52] **U.S. Cl. D20/41**

[58] **Field of Search D20/10, 39, 40, 41; 40/584, 585, 591, 592, 593, 606, 607, 608, 624**

[56] **References Cited**

U.S. PATENT DOCUMENTS

D. 96,835	9/1935	Holland	D20/41
D. 180,756	8/1957	Winger	D20/41
D. 193,380	8/1962	Kirk	D20/41
D. 218,670	9/1970	Brentrup	D20/41

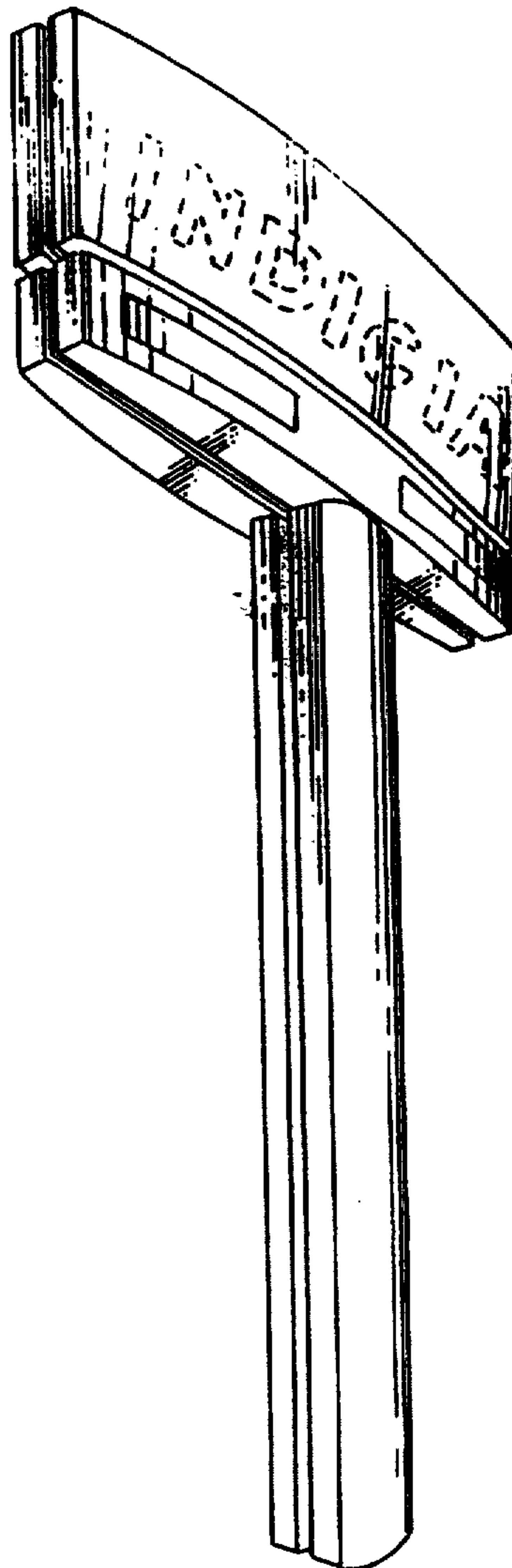
Primary Examiner—Wallace R. Burke
Assistant Examiner—Marcus Jackson
Attorney, Agent, or Firm—Luedeka, Neely & Graham

[57] **CLAIM**

The ornamental design of a sign, as shown and described.

DESCRIPTION

FIG. 1 is a perspective view of the sign of our new design;
 FIG. 2 is a front elevational view of the sign of our new design, it being understood that the rear elevational view is identical thereto;
 FIG. 3 is a side elevational view of the sign of our new design, it being understood that the opposite side is identical thereto;
 FIG. 4 is a top plan view of the sign of our new design;
 and,
 FIG. 5 is a bottom plan view of the sign of our new design.



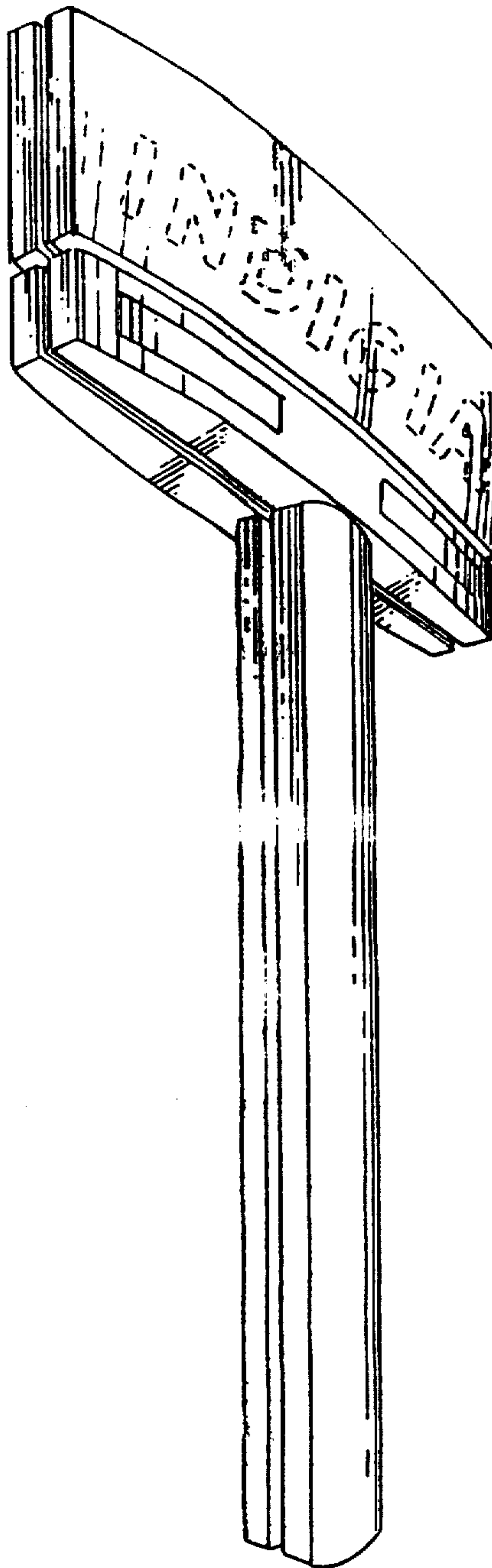


Fig. 1