



US00D355211S

United States Patent [19]

[11] Patent Number: **Des. 355,211**

Kubota et al.

[45] Date of Patent: **** Feb. 7, 1995**

[54] **PRINTING HEAD FOR PRINTER**
 [75] Inventors: **Hidemi Kubota**, Komae; **Toshihiko Ujita**, Yamato; **Kenjiro Watanabe**, Tokyo; **Torachika Osada**, Yokohama; **Kayomi Sato**, Kawasaki, all of Japan

[73] Assignee: **Canon Kabushiki Kaisha**, Tokyo, Japan

[**] Term: **14 Years**

[21] Appl. No.: **10,005**

[22] Filed: **Jun. 28, 1993**

[30] **Foreign Application Priority Data**
 Dec. 29, 1992 [JP] Japan 4-38907

[52] U.S. Cl. **D18/56**

[58] Field of Search D18/12, 56; 400/208, 400/234; 346/140 R

[56] **References Cited**
U.S. PATENT DOCUMENTS

- D. 338,232 8/1993 Kotaki et al. D18/56
- D. 338,234 8/1993 Watanabe et al. D18/56
- D. 338,489 8/1993 Ujita et al. D18/56
- D. 338,911 8/1993 Ujita et al. D18/56

- D. 341,619 11/1993 Ujita et al. D18/56
- D. 341,620 11/1993 Ujita et al. D18/56
- 4,992,802 2/1991 Dion et al. 346/140 R
- 5,162,817 11/1992 Tajika et al. 346/140 R
- 5,187,498 2/1993 Burger 346/140 R

FOREIGN PATENT DOCUMENTS

- 3958 1/1988 Japan 346/140 R
- 4954 1/1988 Japan 346/140 R
- 37954 2/1988 Japan 346/140 R

Primary Examiner—Cathy Anne MacCormac
Attorney, Agent, or Firm—Fitzpatrick, Cella, Harper & Scinto

[57] **CLAIM**

The ornamental design for a printing head for printer, as shown and described.

DESCRIPTION

FIG. 1 is a front elevational view of a printing head for printer showing our new design;
 FIG. 2 is a rear elevational view thereof;
 FIG. 3 is a top plan view thereof;
 FIG. 4 is a bottom plan view thereof;
 FIG. 5 is a left side elevational view thereof;
 FIG. 6 is a right side elevational view thereof; and,
 FIG. 7 is a perspective view thereof.

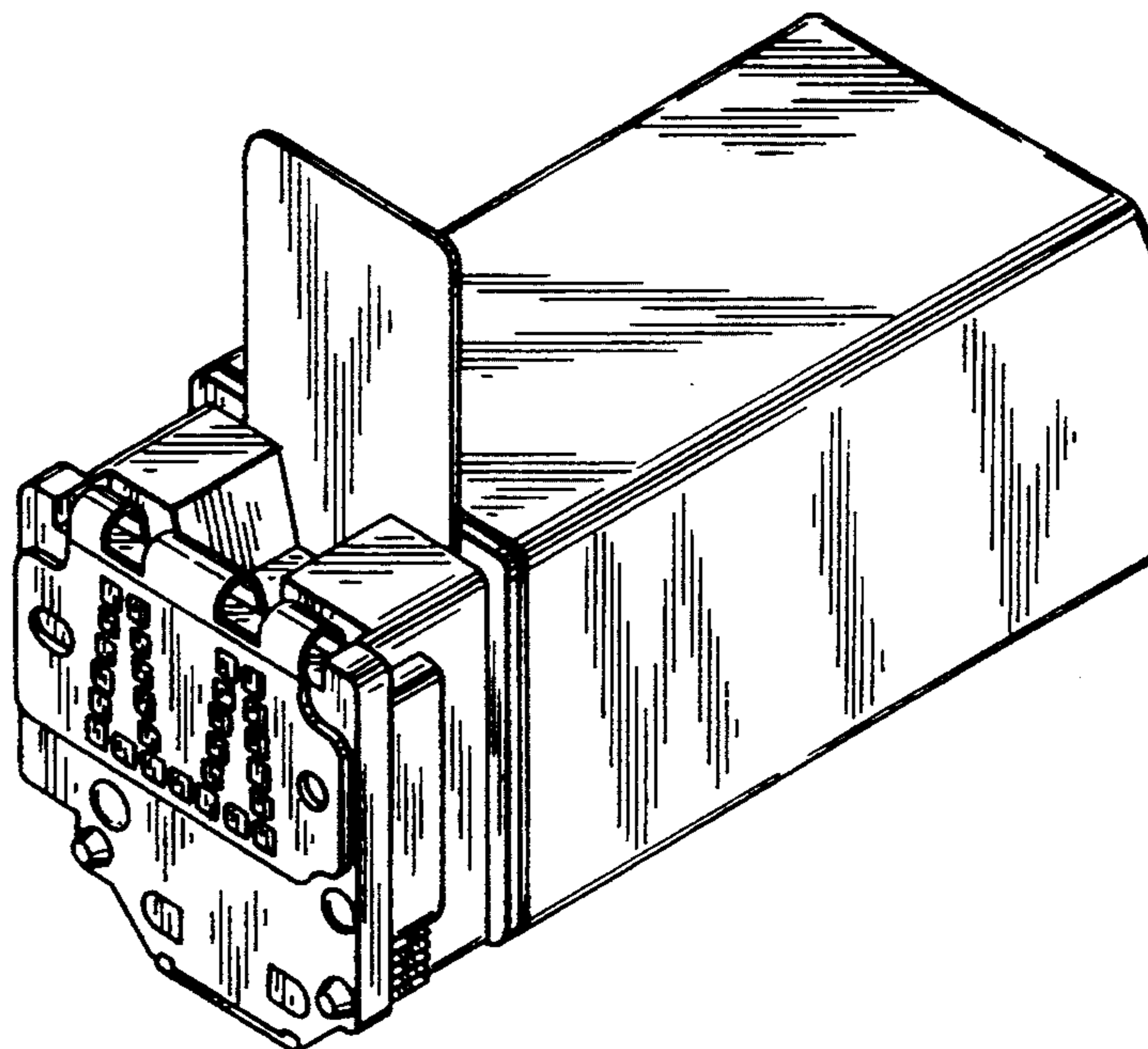


FIG. 1

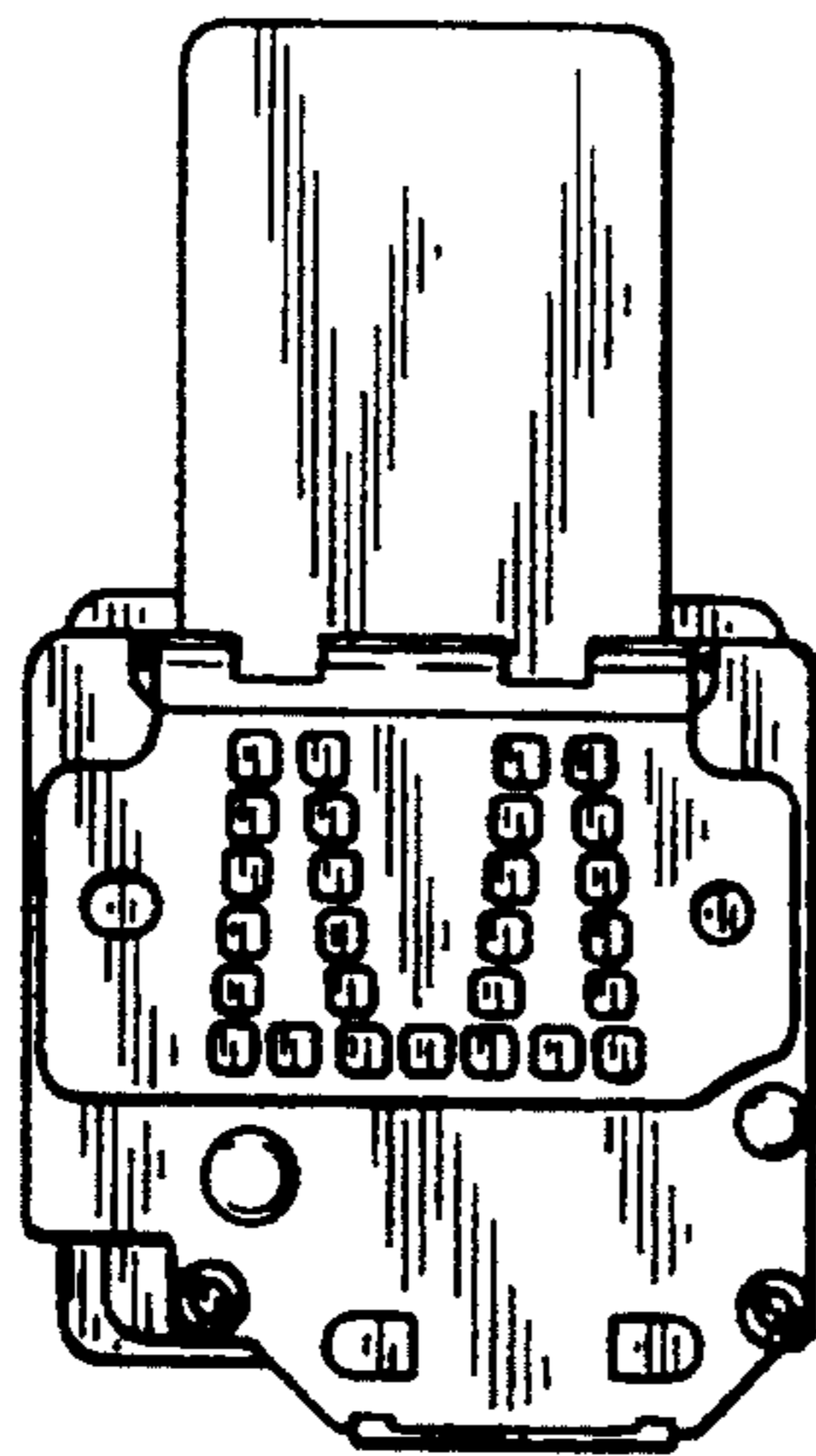


FIG. 2




FIG. 3




FIG. 4




FIG. 5

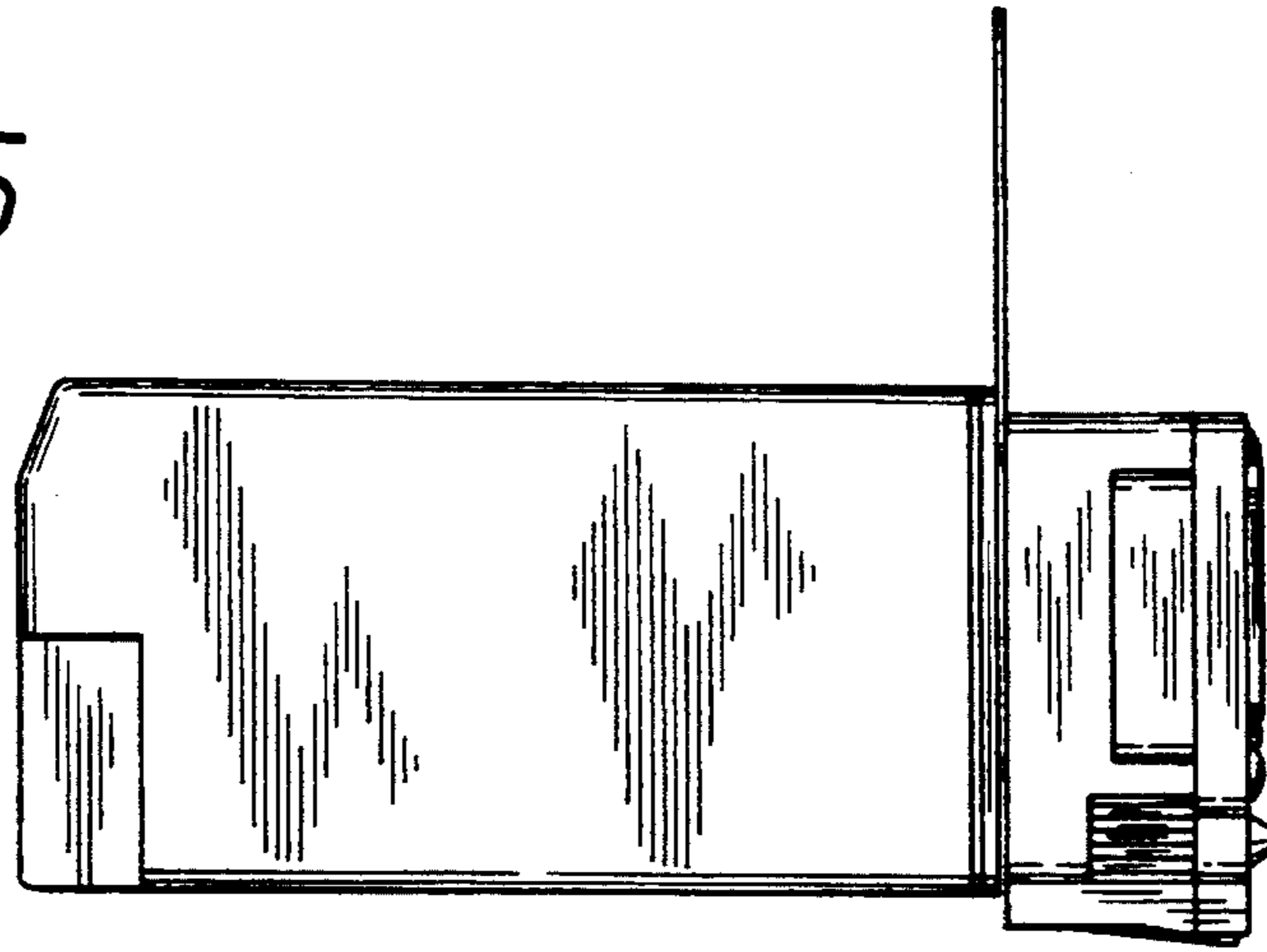


FIG. 6

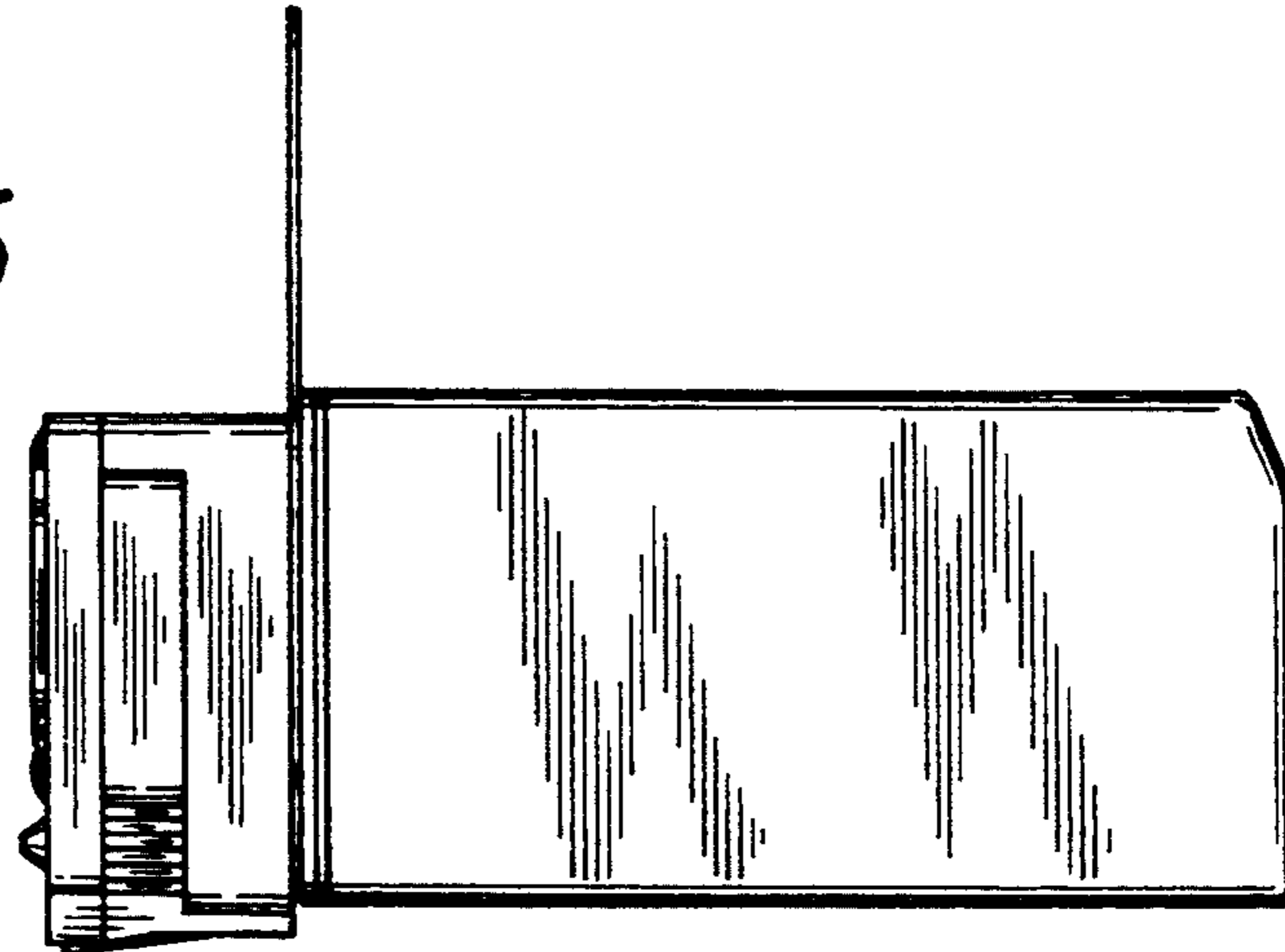


FIG. 7

