



US00D355210S

United States Patent [19]

[11] Patent Number: **Des. 355,210**

Kubota et al.

[45] Date of Patent: **** Feb. 7, 1995**

[54] **INK CARTRIDGE FOR PRINTER**

[75] Inventors: **Hidemi Kubota, Komae; Toshihiko Ujita, Yamato; Kenjiro Watanabe, Tokyo; Torachika Osada, Yokohama; Kayomi Sato, Kawasaki, all of Japan**

[73] Assignee: **Canon Kabushiki Kaisha, Tokyo, Japan**

[*] Notice: **The portion of the term of this patent subsequent to Jul. 5, 2008 has been disclaimed.**

[**] Term: **14 Years**

[21] Appl. No.: **10,004**

[22] Filed: **Jun. 28, 1993**

[30] **Foreign Application Priority Data**

Dec. 29, 1992 [JP] Japan 4-38984

[52] U.S. Cl. **D18/56**

[58] Field of Search 346/140 R; 400/208, 400/234; D18/12, 56

[56] **References Cited**

U.S. PATENT DOCUMENTS

D. 338,232 8/1993 Kotaki et al. D18/56

D. 338,234 8/1993 Watanabe et al. D18/56
D. 338,489 8/1993 Ujita et al. D18/56
D. 341,619 11/1993 Ujita et al. D18/56
D. 341,620 11/1993 Ujita et al. D18/56
4,992,802 2/1991 Dion et al. 346/140 R
5,162,817 11/1991 Tajika et al. 346/140 R
5,187,498 2/1993 Burger 346/140 R

FOREIGN PATENT DOCUMENTS

3958 1/1988 Japan 346/140 R
4954 1/1988 Japan 346/140 R
37954 2/1988 Japan 346/140 R

Primary Examiner—CathyAnne MacCormac
Attorney, Agent, or Firm—Fitzpatrick, Cella, Harper & Scinto

[57] **CLAIM**

The ornamental design for an ink cartridge for printer, as shown and described.

DESCRIPTION

FIG. 1 is a front elevational view of an ink cartridge for printer showing our new design;
FIG. 2 is a rear elevational view thereof;
FIG. 3 is a top plan view thereof;
FIG. 4 is a bottom plan view thereof;
FIG. 5 is a left side elevational view thereof;
FIG. 6 is a right side elevational view thereof; and,
FIG. 7 is a perspective view thereof.

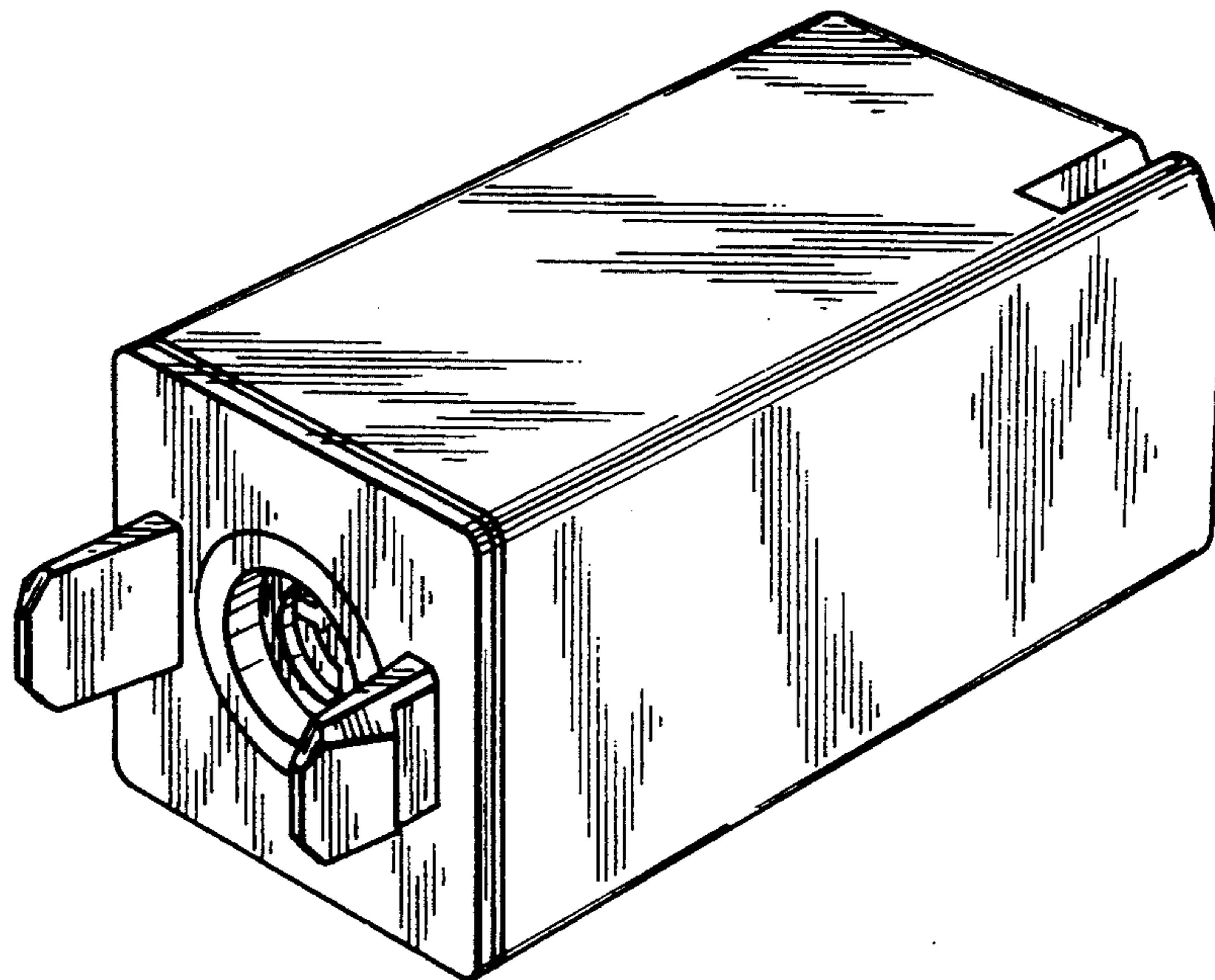


FIG. 1




FIG. 2

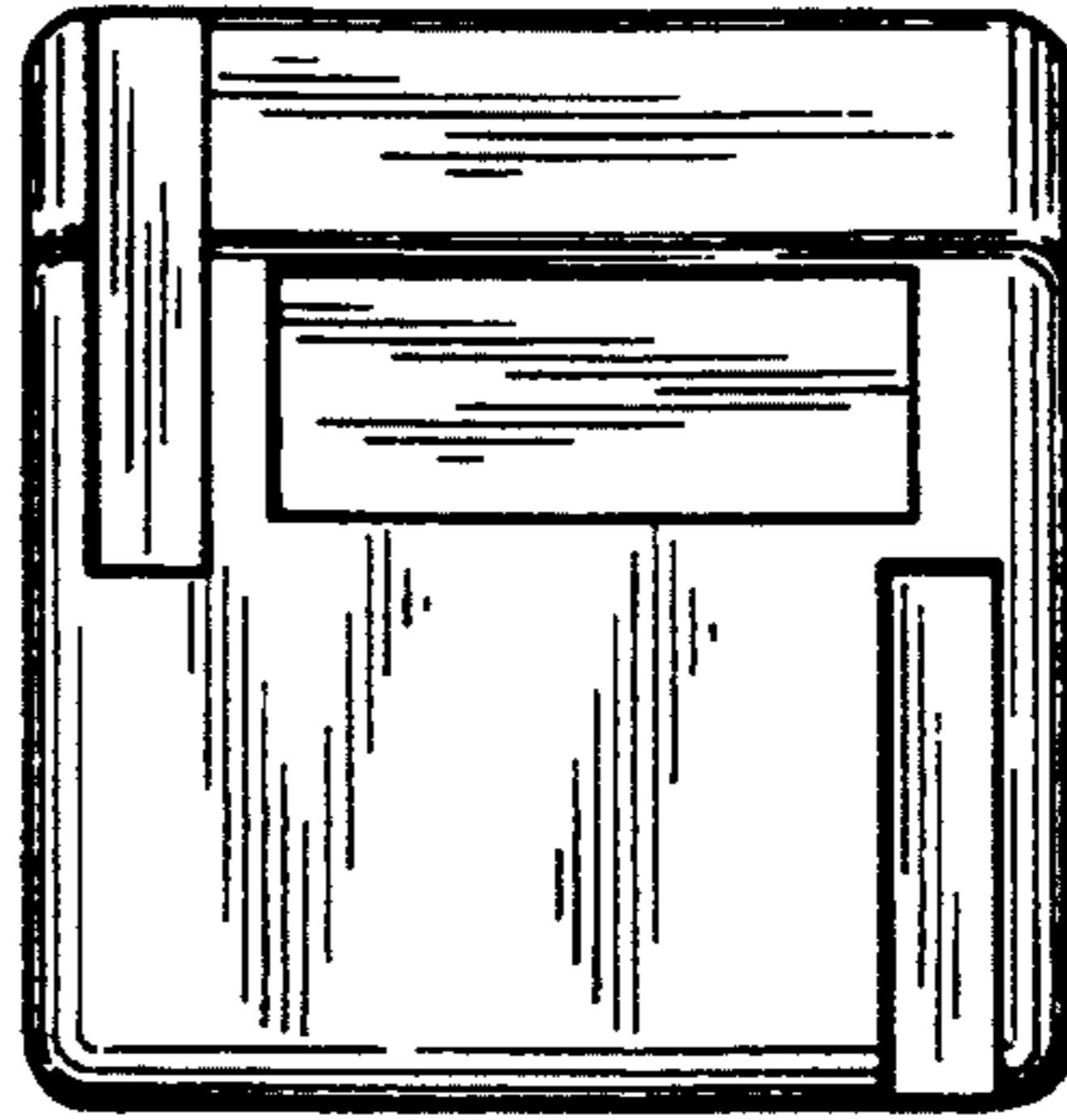


FIG. 3




FIG. 4




FIG. 5

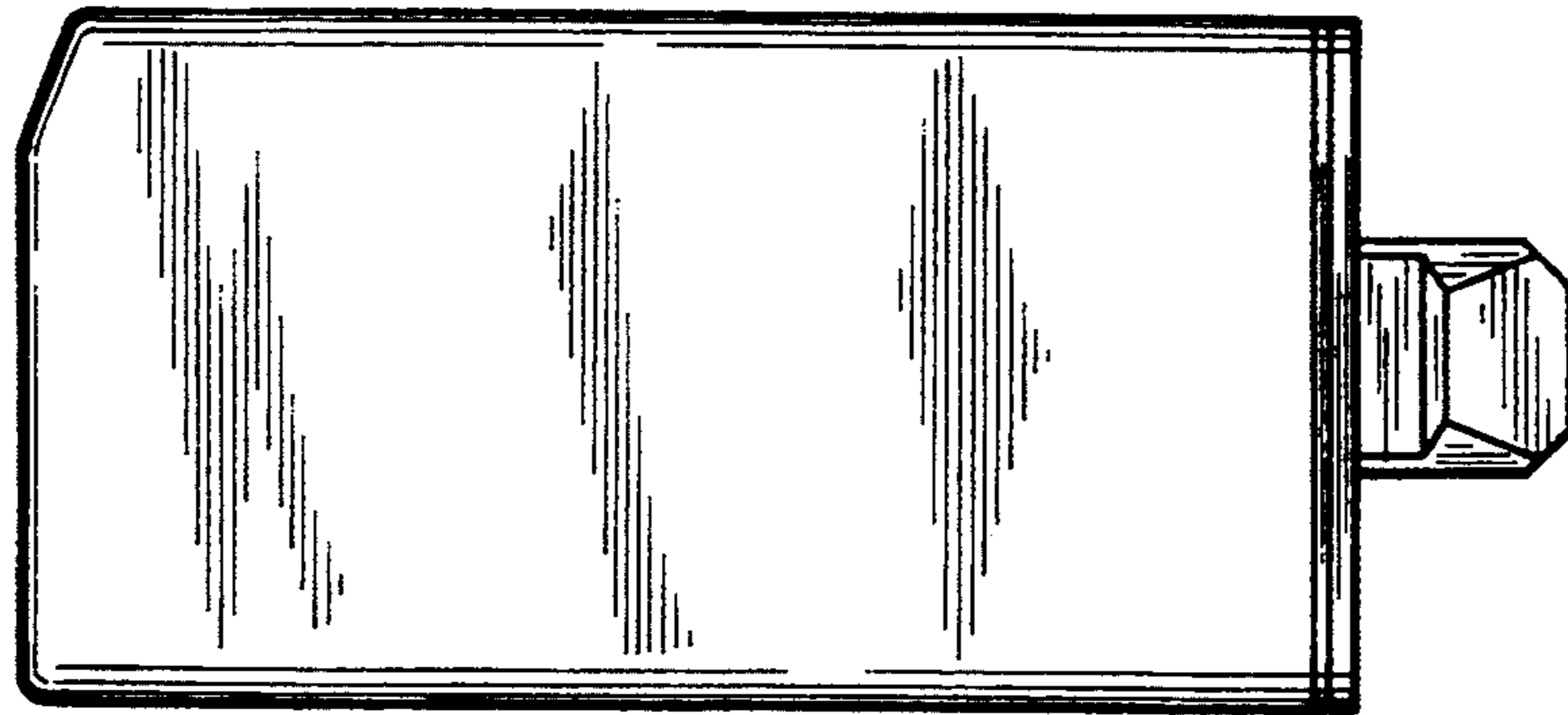


FIG. 6

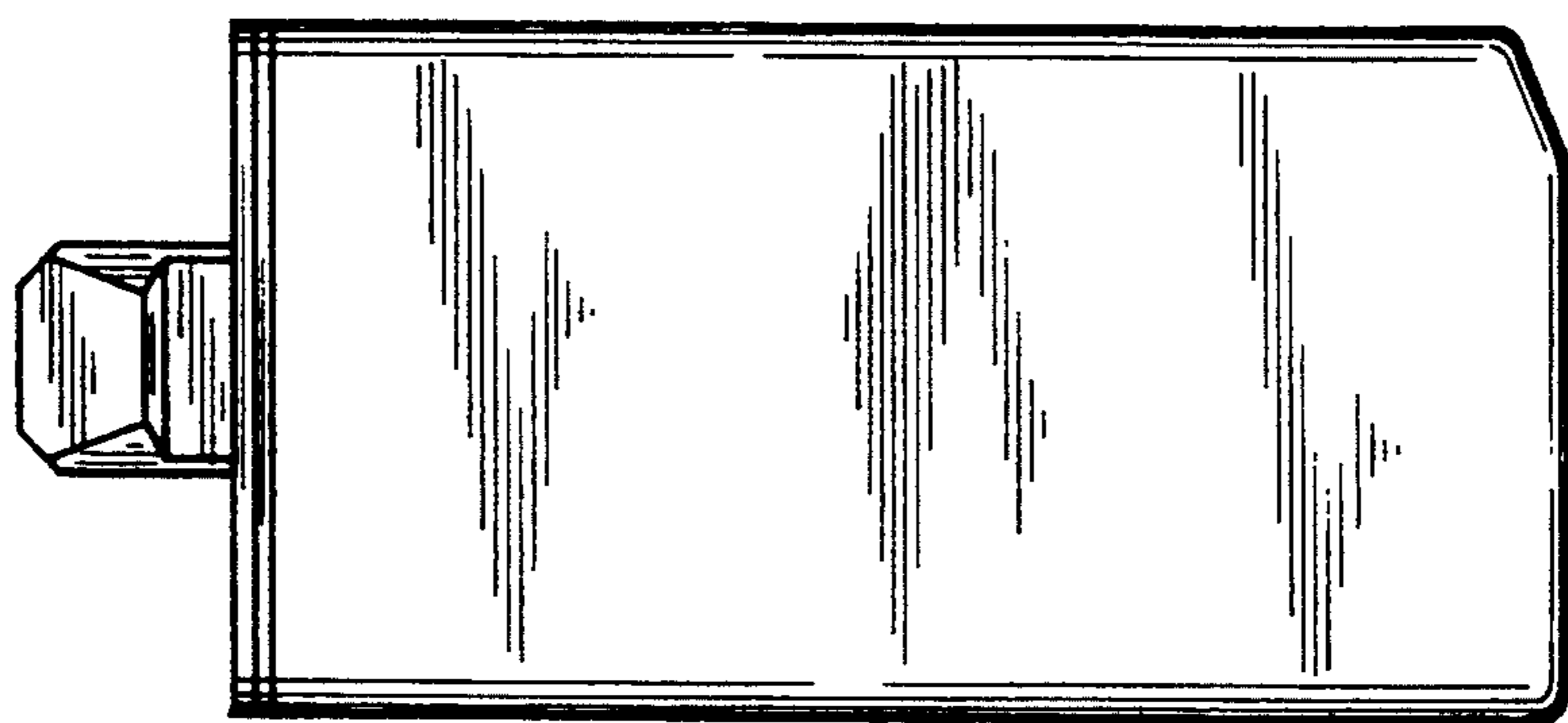


FIG. 7

