



US00D355184S

United States Patent [19]
Yokouchi

[11] **Patent Number: Des. 355,184**
[45] **Date of Patent: ** Feb. 7, 1995**

[54] **PORTABLE RADIO TELEPHONE**

[75] **Inventor: Takato Yokouchi, Tokyo, Japan**
[73] **Assignee: Kabushiki Kaisha Toshiba, Kawasaki, Japan**
[**] **Term: 14 Years**
[21] **Appl. No.: 16,690**
[22] **Filed: Dec. 21, 1993**
[30] **Foreign Application Priority Data**

Jun. 25, 1993 [JP] Japan 5-19263
[52] **U.S. Cl. D14/138**
[58] **Field of Search D14/137, 138, 140, 147, D14/148, 240, 248, 116; 379/58-61, 419, 420, 428, 433, 440**

[56] **References Cited**

U.S. PATENT DOCUMENTS

D. 314,573 2/1991 Kobayashi et al. D14/147 X
D. 322,435 12/1991 Nakamachi et al. D14/147 X
D. 323,325 1/1992 Seki D14/138
D. 337,326 7/1993 Kim D14/138
D. 338,004 8/1993 Konno D14/138
D. 339,802 9/1993 Furuya et al. D14/138
D. 343,172 1/1994 Watanabe D14/138

FOREIGN PATENT DOCUMENTS

804786 1/1991 Japan .

OTHER PUBLICATIONS

Catalog of a portable radio telephone described as Minimo J.
Catalog of a portable radio telephone described as SH-310.
Catalog of a portable radio telephone described as T-63.

Primary Examiner—Alan P. Douglas
Assistant Examiner—Jeffrey Asch
Attorney, Agent, or Firm—Oblon, Spivak, McClelland, Maier & Neustadt

[57] **CLAIM**

The ornamental design for a portable radio telephone, as shown and described.

DESCRIPTION

FIG. 1 is a top, front and right side perspective view of a portable radio telephone with an antenna extended, showing my new design;
FIG. 2 is a front elevational view thereof;
FIG. 3 is a right side elevational view thereof;
FIG. 4 is a top plan view thereof;
FIG. 5 is a bottom plan view thereof;
FIG. 6 is a left side elevational view thereof;
FIG. 7 is a rear side elevational view thereof; and,
FIG. 8 is a cross-sectional view, taken along line 8—8 in FIG. 2 showing the article with the internal mechanisms omitted.




FIG. 1




FIG. 2




FIG. 3

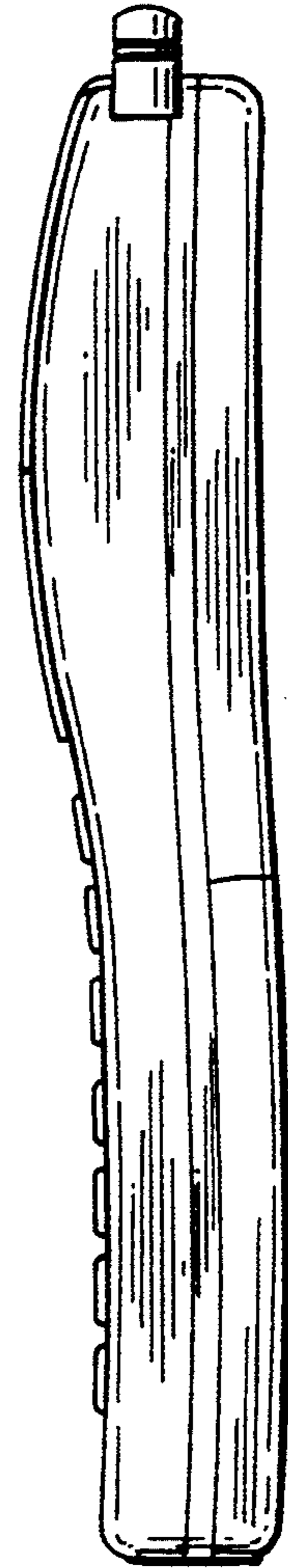


FIG. 4

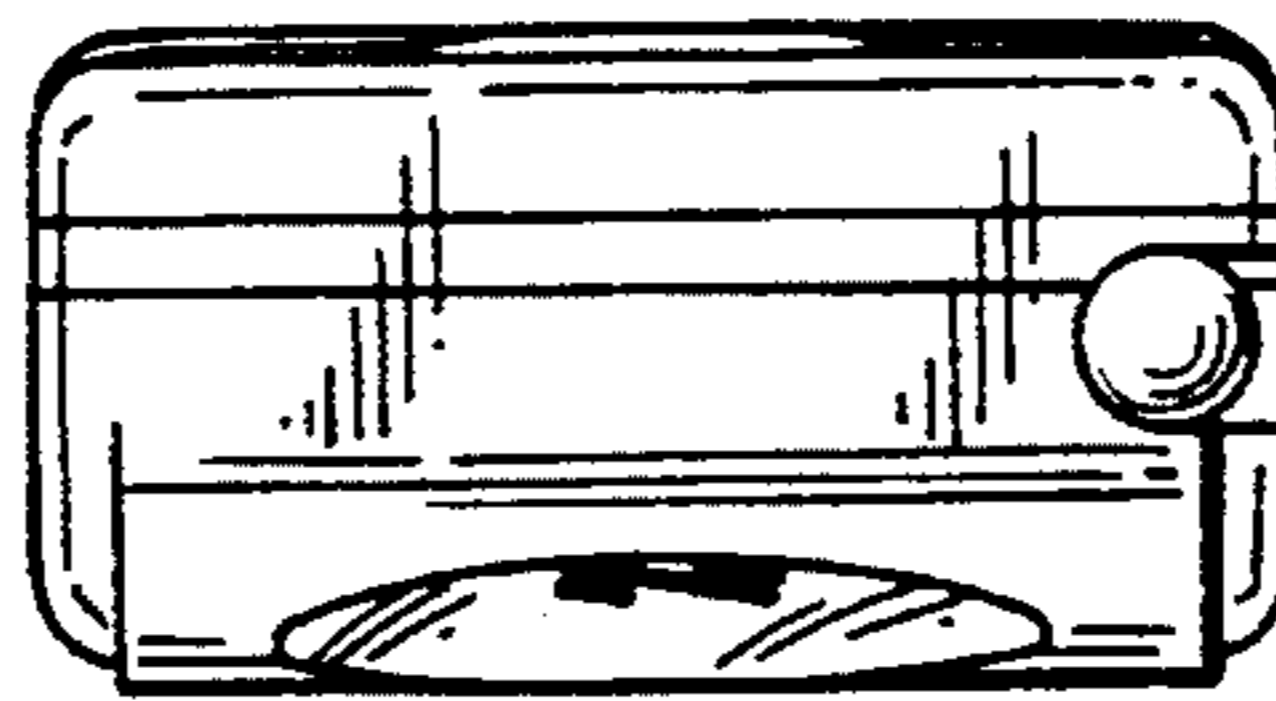


FIG. 5

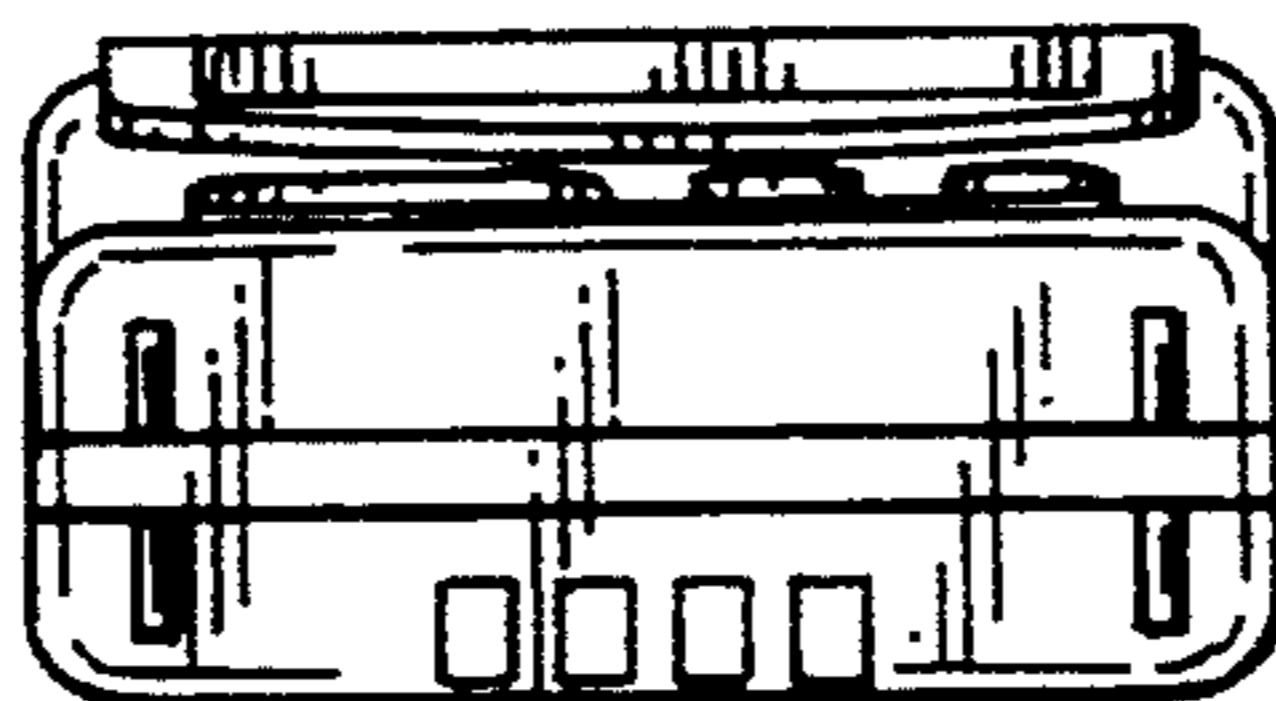


FIG. 6

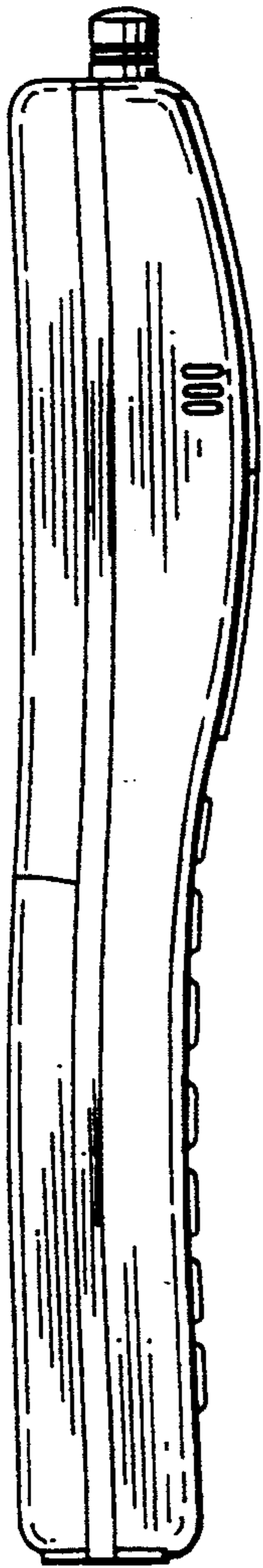


FIG. 7

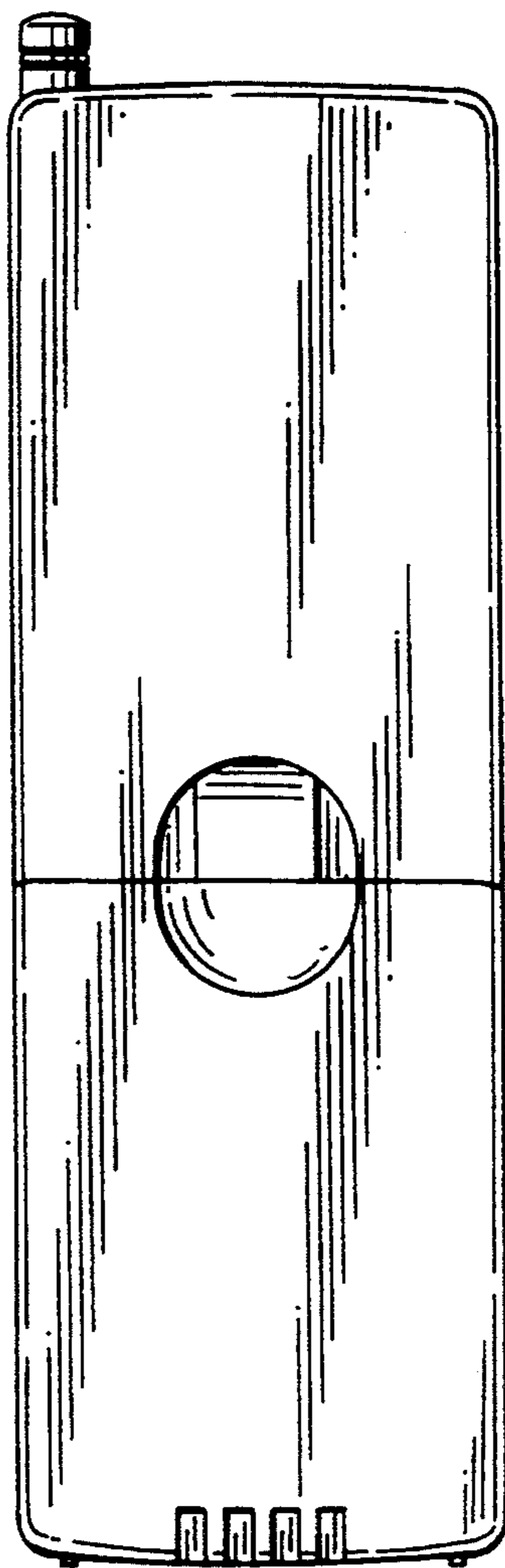


FIG. 8

