



US00D355181S

# United States Patent [19] Siddoway

[11] Patent Number: **Des. 355,181**

[45] Date of Patent: **\*\* Feb. 7, 1995**

[54] **HOUSING FOR A PERSONAL CORDLESS TELEPHONE**

[75] Inventor: **Craig F. Siddoway, Davie, Fla.**

[73] Assignee: **Motorola, Inc., Schaumburg, Ill.**

[\*\*] Term: **14 Years**

[21] Appl. No.: **7,915**

[22] Filed: **May 4, 1993**

[52] U.S. Cl. .... **D14/138; D14/248**

[58] Field of Search ..... **D14/137, 138, 140, 141, D14/142, 147, 148, 240, 242, 248; 379/58-61, 419, 420, 428, 440, 441**

- D. 302,271 7/1989 Watanabe ..... D14/140
- D. 304,189 10/1989 Nagele et al. .... D14/147
- D. 305,427 1/1990 Soren et al. .... D14/138
- D. 306,293 2/1990 Nagele et al. .... D14/148
- D. 326,262 5/1992 Soren et al. .... D14/147 X
- D. 344,943 3/1994 Kajita et al. .... D14/138
- D. 345,157 3/1994 Happo et al. .... D14/138
- D. 345,355 3/1994 Konno et al. .... D14/138

*Primary Examiner*—Nelson C. Holtje  
*Assistant Examiner*—Jeffrey Asch  
*Attorney, Agent, or Firm*—Juliana Agon; Pedro P. Hernandez

### [57] CLAIM

The ornamental design for a housing for a personal cordless telephone, as shown and described.

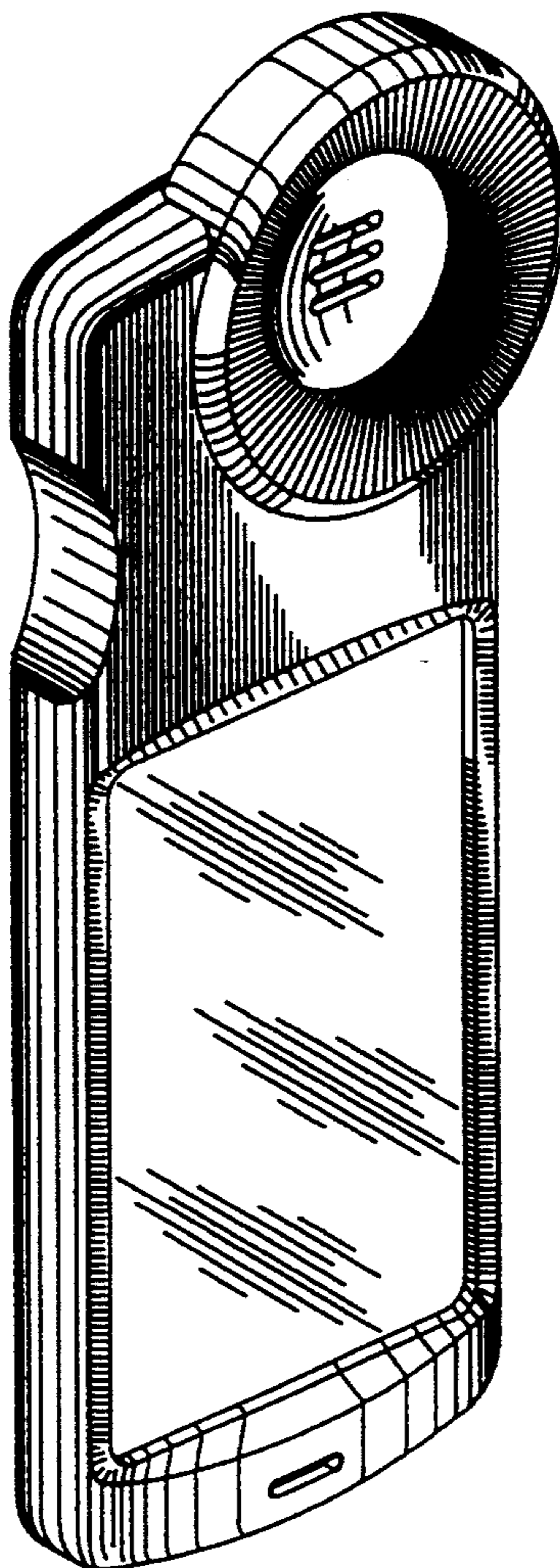
### DESCRIPTION

FIG. 1 is a top plan view of a housing for a personal cordless telephone showing my new design; FIG. 2 is bottom plan view thereof; FIG. 3 is right side elevational view thereof; FIG. 4 is rear elevational view thereof; and, FIG. 5 is an isometric view thereof.


### [56] References Cited

#### U.S. PATENT DOCUMENTS


- D. 282,364 1/1986 Takahashi et al. .... D14/147 X
- D. 297,734 9/1988 Soren et al. .... D14/64
- D. 297,735 9/1988 Soren et al. .... D14/64
- D. 300,742 4/1989 Soren et al. .... D14/148
- D. 300,743 4/1989 Zaugg et al. .... D14/147
- D. 300,827 4/1989 Soren et al. .... D14/138



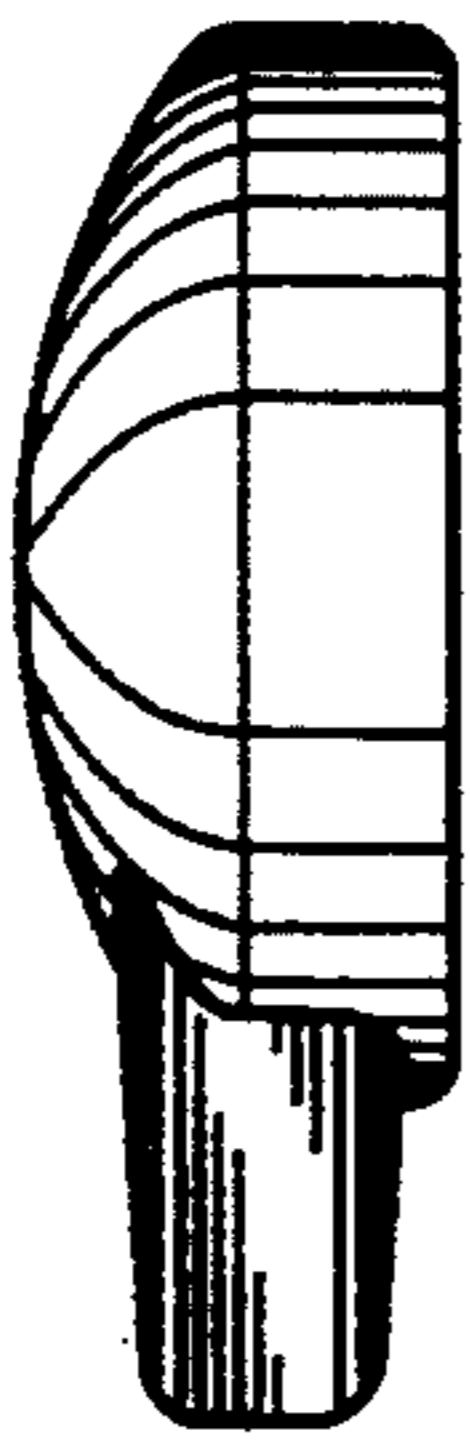
*FIG. 3*




*FIG. 4*



*FIG. 1*



*FIG. 2*



*FIG. 5*

