



US00D355171S

United States Patent [19]

[11] Patent Number: **Des. 355,171**

Derocher

[45] Date of Patent: **** Feb. 7, 1995**

[54] **PORTABLE COMPUTER**

[75] Inventor: **Michael D. Derocher**, Corvallis, Oreg.

[73] Assignee: **Hewlett-Packard Corporation**, Palo Alto, Calif.

[**] Term: **14 Years**

[21] Appl. No.: **9,069**

[22] Filed: **Jun. 4, 1993**

[52] U.S. Cl. **D14/106; D18/7; D18/1**

[58] **Field of Search** **D14/100, 101, 106, 115; D18/1, 7, 11, 12, 2; 235/145 A, 145 R; 341/22, 23; 345/156, 168, 104, 169, 172, 173, 901-905; 364/708.1, 709.04, 709.12; 361/679-686; 400/486, 489, 472, 479, 488, 484, 485**

[56] **References Cited**

U.S. PATENT DOCUMENTS

D. 323,157 1/1992 Mia Je D14/106
D. 324,674 3/1992 Iino D14/106

D. 325,903 5/1992 Kimble D14/106
D. 333,129 2/1993 Derocher D14/106
D. 338,457 8/1993 Kim D14/106
D. 344,496 2/1994 Mizusugi et al. D14/106
D. 348,437 7/1994 Chan D14/100



Primary Examiner—Freda S. Nunn
Attorney, Agent, or Firm—Curtis G. Rose

[57] **CLAIM**

The ornamental design for a portable computer, as shown and described.

DESCRIPTION

FIG. 1 is a perspective view of a portable computer showing my new design with the cover in the opened position;
FIG. 2 is a perspective view thereof;
FIG. 3 is a top plan view thereof on an enlarged scale;
FIG. 4 is a bottom plan view thereof;
FIG. 5 is a rear elevational view thereof;
FIG. 6 is a front elevational view thereof;
FIG. 7 is a right side elevational view thereof; and,
FIG. 8 is a left side elevational view thereof.



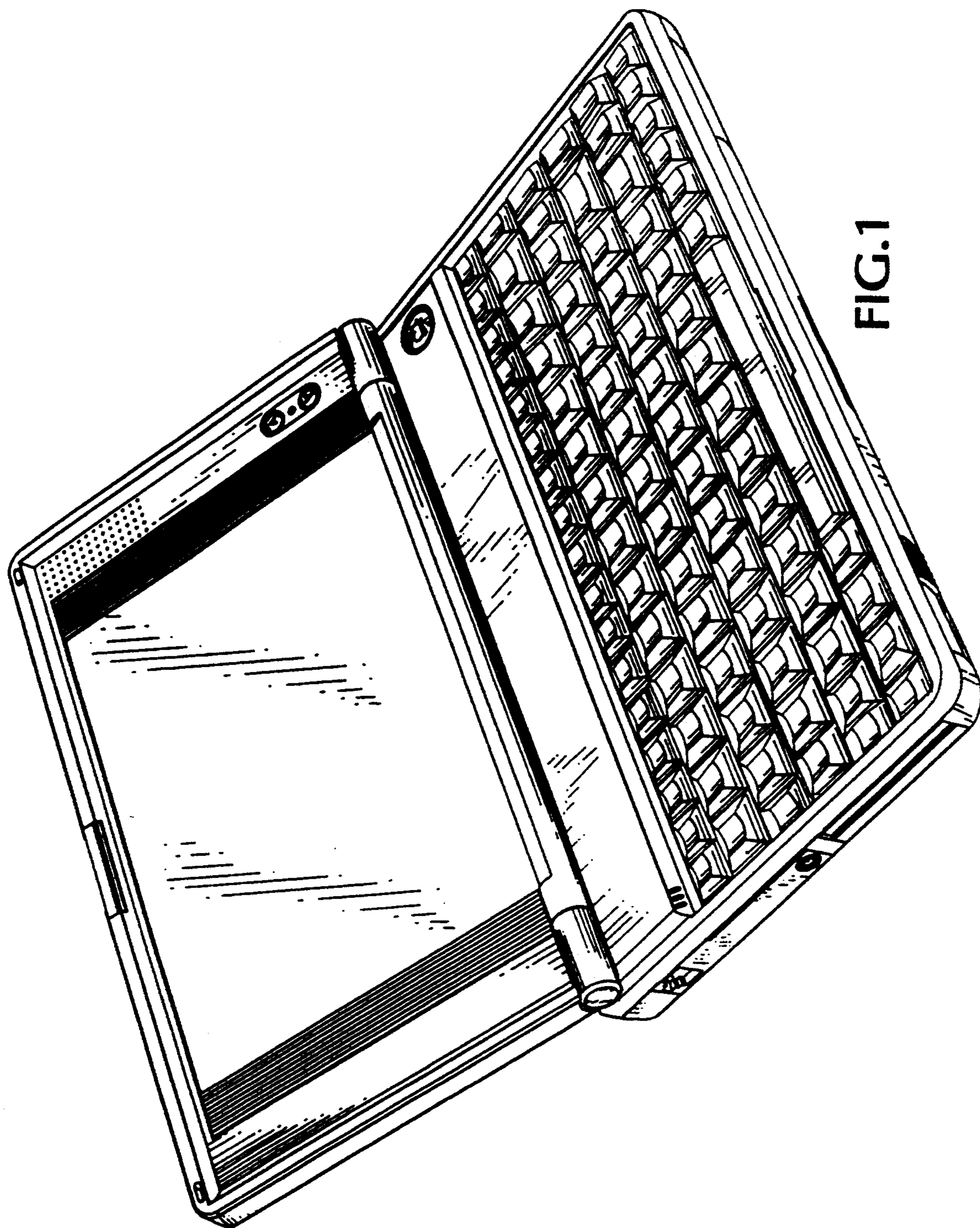


FIG.1

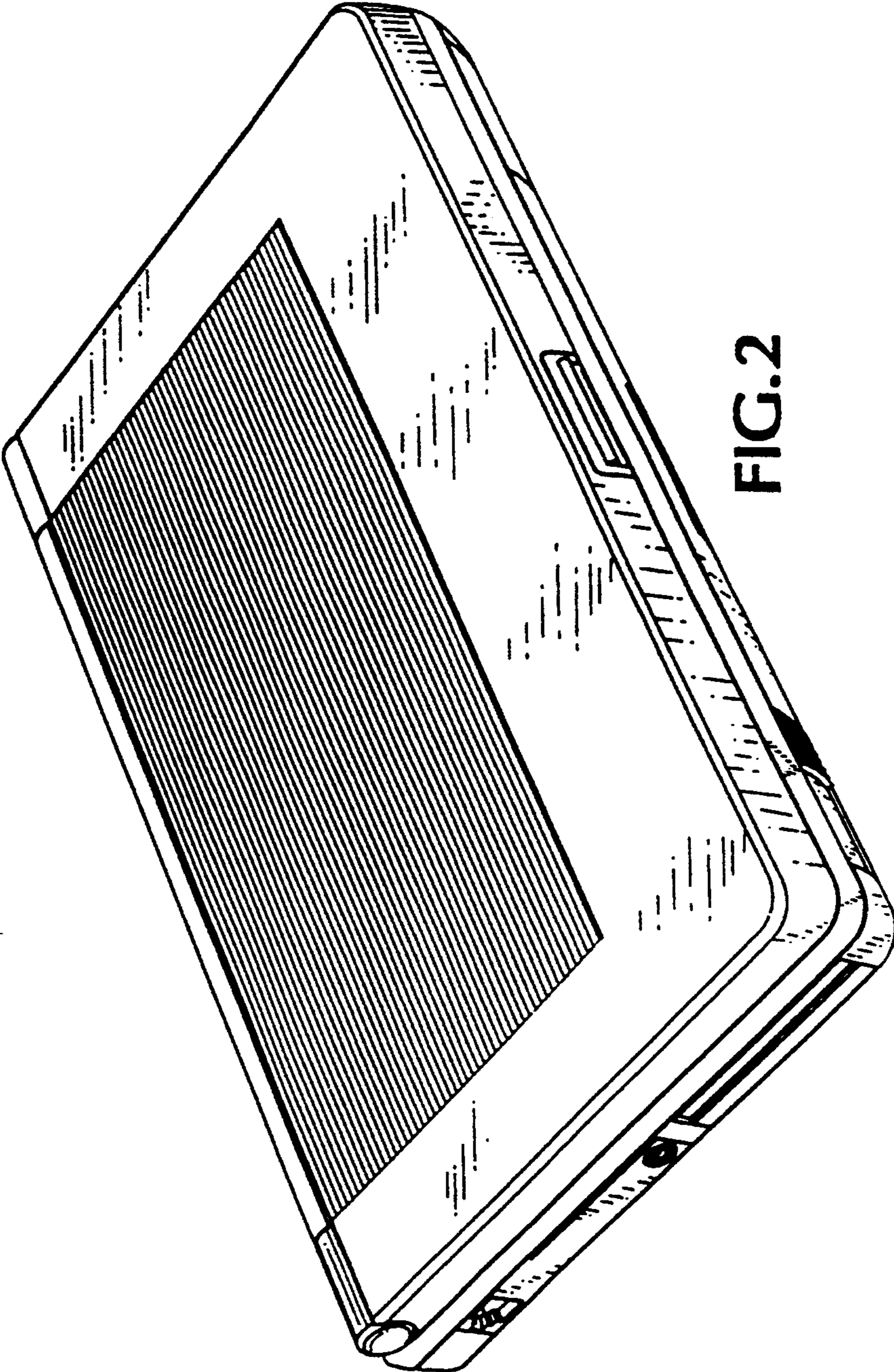


FIG. 2




FIG.3

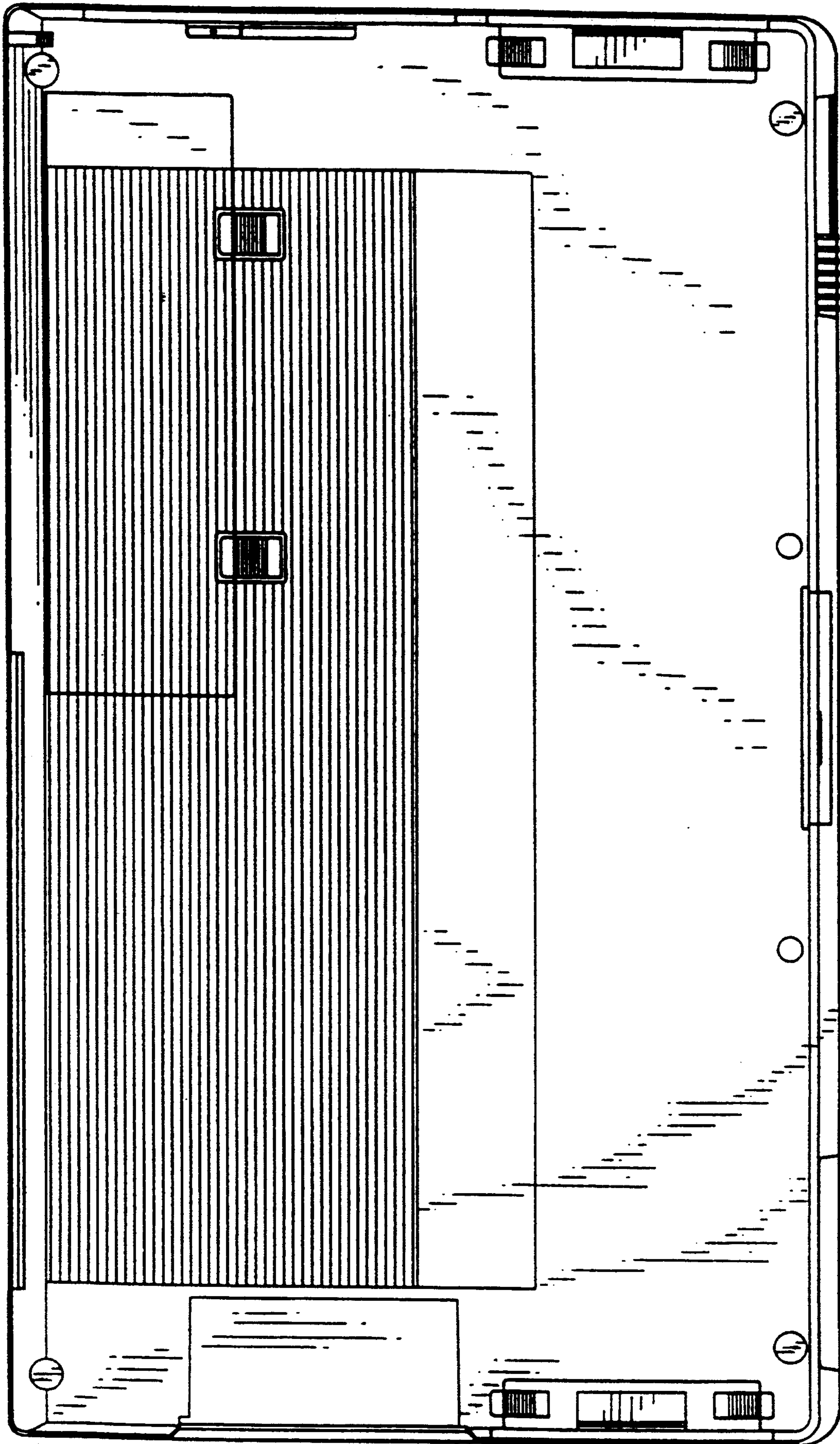


FIG.4

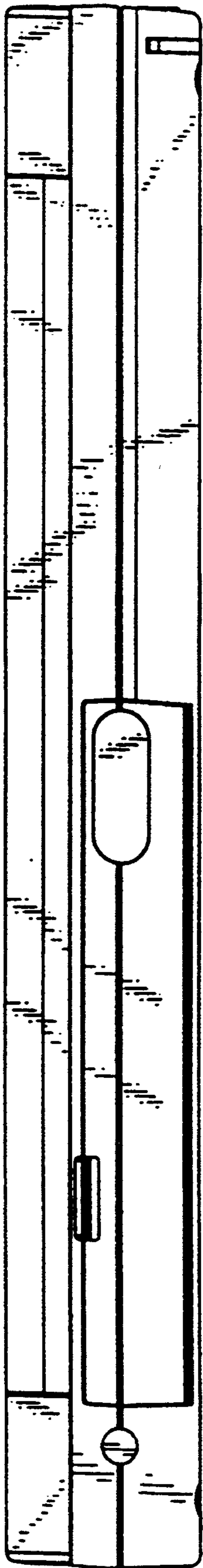


FIG. 5

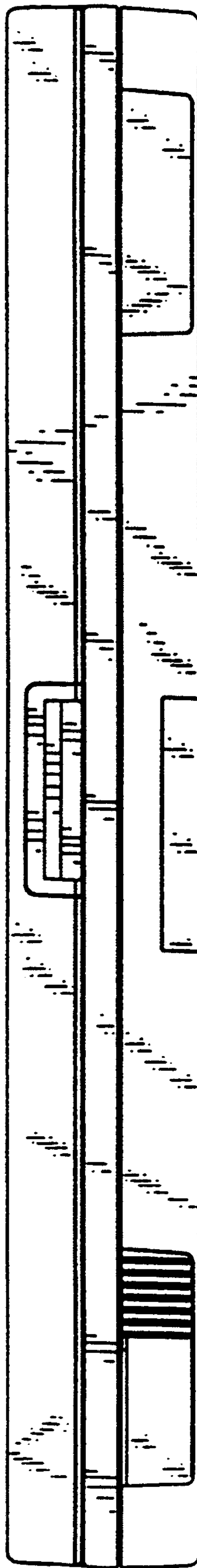


FIG. 6

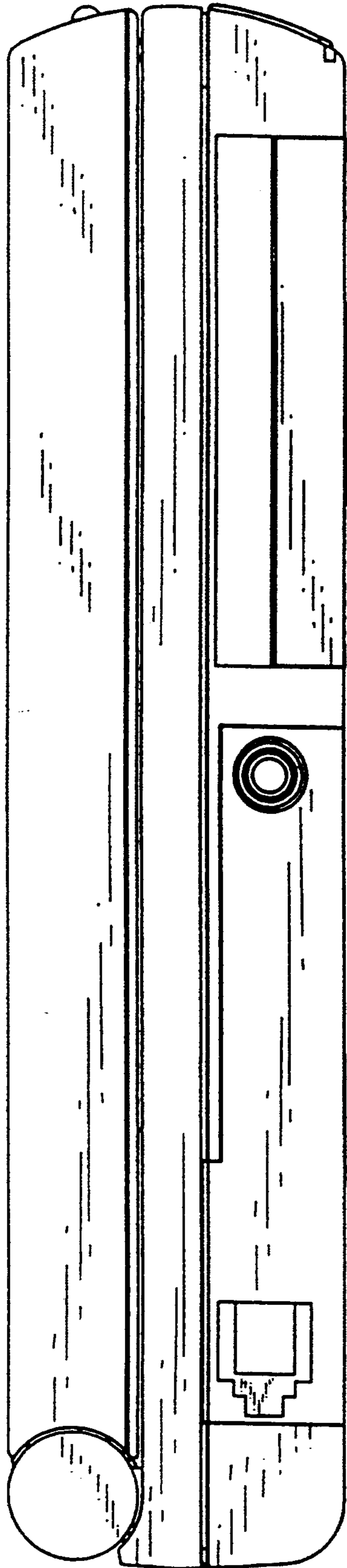


FIG. 7

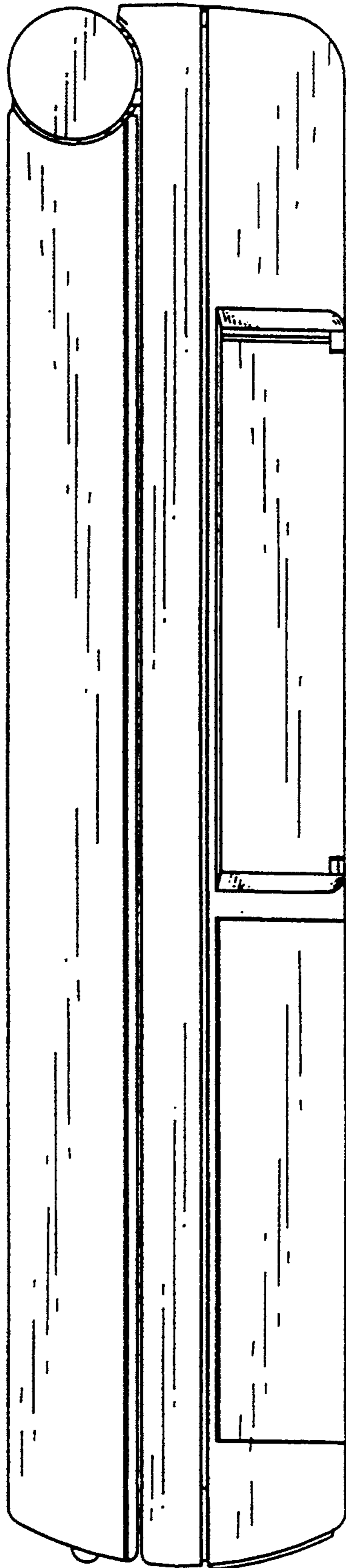


FIG. 8