



US00D355155S

United States Patent [19]

[11] Patent Number: **Des. 355,155**

Breny et al.

[45] Date of Patent: **** Feb. 7, 1995**

[54] **TIRE TREAD**

[75] Inventors: **Michel Breny, Holzthum; Roland A. Terver, Ettelbruck, both of Luxembourg**

[73] Assignee: **The Goodyear Tire & Rubber Company, Akron, Ohio**

[**] Term: **14 Years**

[21] Appl. No.: **16,530**

[22] Filed: **Dec. 20, 1993**

[52] U.S. Cl. **D12/147**

[58] Field of Search **D12/145-151; 152/209 R, 209 D**

[56] **References Cited**

U.S. PATENT DOCUMENTS

- D. 87,467 8/1932 Hargraves D12/141
- D. 320,772 10/1991 Hasegawa D12/147

OTHER PUBLICATIONS

1993 Tread Design Guide, p. 26, Dunlop D60 M2 Tire, second tire in from bottom right side of page.


Primary Examiner—James M. Gandy
Attorney, Agent, or Firm—T. P. Lewandowski

[57] **CLAIM**

The ornamental design for a tire tread, as shown and described.

DESCRIPTION

FIG. 1 is a perspective view of a tire tread showing our new design it being understood that the pattern is repeated throughout the circumference thereof; FIG. 2 is a front elevational view thereof; FIG. 3 is a side elevational view thereof; and, FIG. 4 is an enlarged fragmentary front view thereof. In the drawings, the broken line showing of the tire sidewall and the solid line defining the peripheral boundary between the tire tread and the sidewall are for illustrative purposes only and form no part of the claimed design.






FIG-1




FIG-2

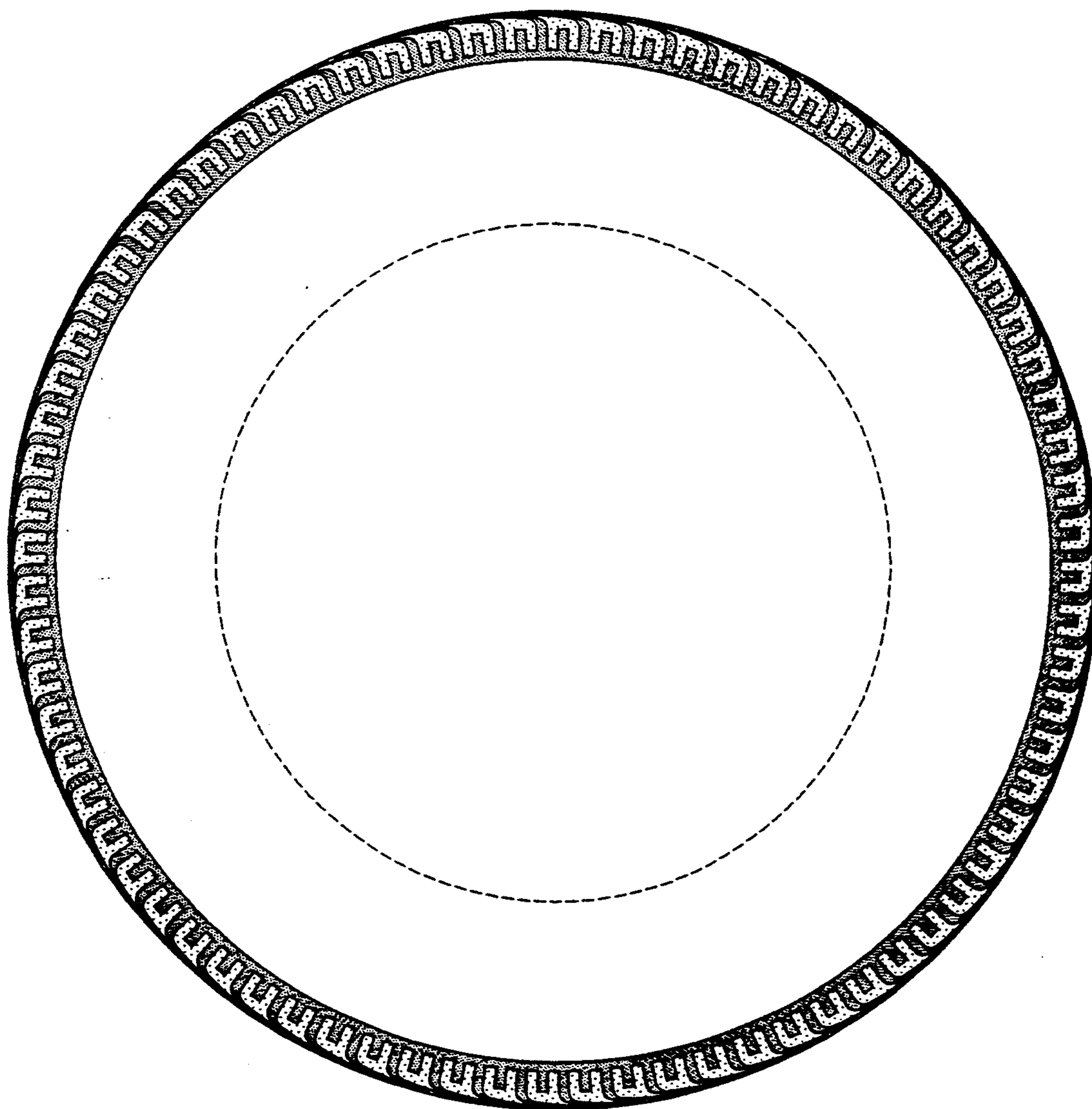


FIG-3

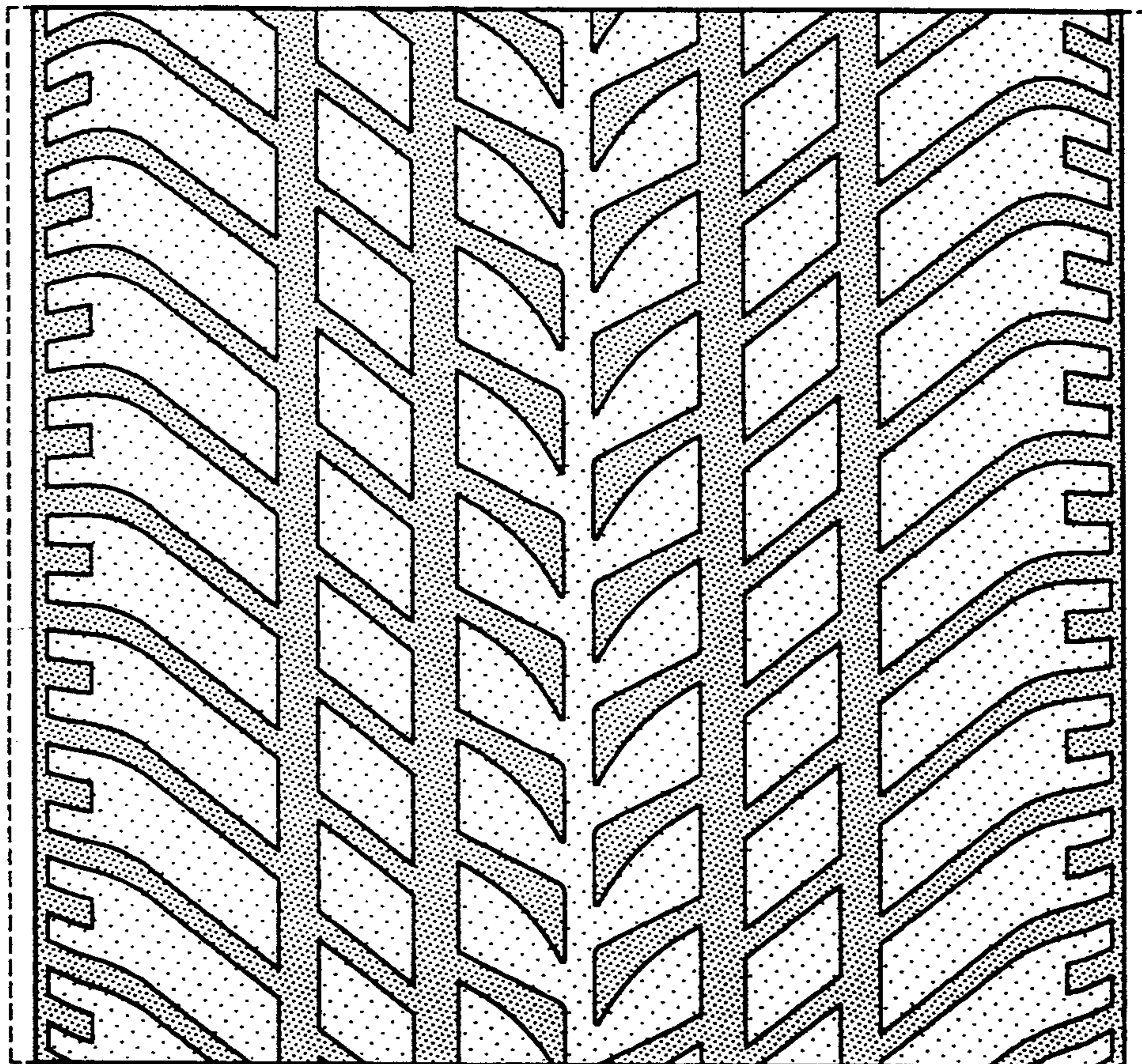


FIG-4