



US00D355152S

United States Patent [19]

Brightwell et al.

[11] Patent Number: **Des. 355,152**

[45] Date of Patent: **** Feb. 7, 1995**

[54] **TIRE TREAD AND BUTTRESS**

[75] Inventors: **Robert A. Brightwell**, Uniontown;
Richard L. Galante, Akron; **Kevin C. Legge**, Uniontown; **Terry J. Waibel**, Wadsworth, all of Ohio

[73] Assignee: **The Goodyear Tire & Rubber Company**, Akron, Ohio

[**] Term: **14 Years**

[21] Appl. No.: **15,871**

[22] Filed: **Nov. 16, 1993**

[52] U.S. Cl. **D12/146**

[58] Field of Search **D12/141-143, D12/146-148; 152/209 R, 209 D**

[56] **References Cited**

U.S. PATENT DOCUMENTS

D. 291,792	9/1987	Clemens	D12/147
D. 292,085	9/1987	Hatakenaka	D12/147
D. 303,945	10/1989	Tsuda et al.	D12/147
D. 320,966	10/1993	Miller et al.	12/147
D. 324,011	2/1992	Messer	D12/147
D. 324,012	2/1992	Janczak	D12/147

D. 326,252	5/1992	Slagh	D12/147
D. 328,271	7/1992	Guspodin et al.	D12/147
D. 339,559	9/1993	Guspodin et al.	D12/147
D. 340,013	10/1993	Downey et al.	D12/147
D. 345,951	4/1994	Guspodin et al.	D12/147

Primary Examiner—James M. Gandy
Attorney, Agent, or Firm—T. P. Lewandowski

[57] **CLAIM**

The ornamental design for a tire tread and buttress, as shown and described.

DESCRIPTION


FIG. 1 is a perspective view of a tire tread and buttress showing our new design it being understood that the pattern is repeated throughout the circumference thereof;

FIG. 2 is a front elevational view thereof;

FIG. 3 is a side elevational view thereof; and,

FIG. 4 is an enlarged fragmentary front view thereof.

In the drawings, the broken line showing of the tire sidewall and the solid line defining the peripheral boundary between the tire tread and buttress and the sidewall are for illustrative purposes only and form no part of the claimed design.



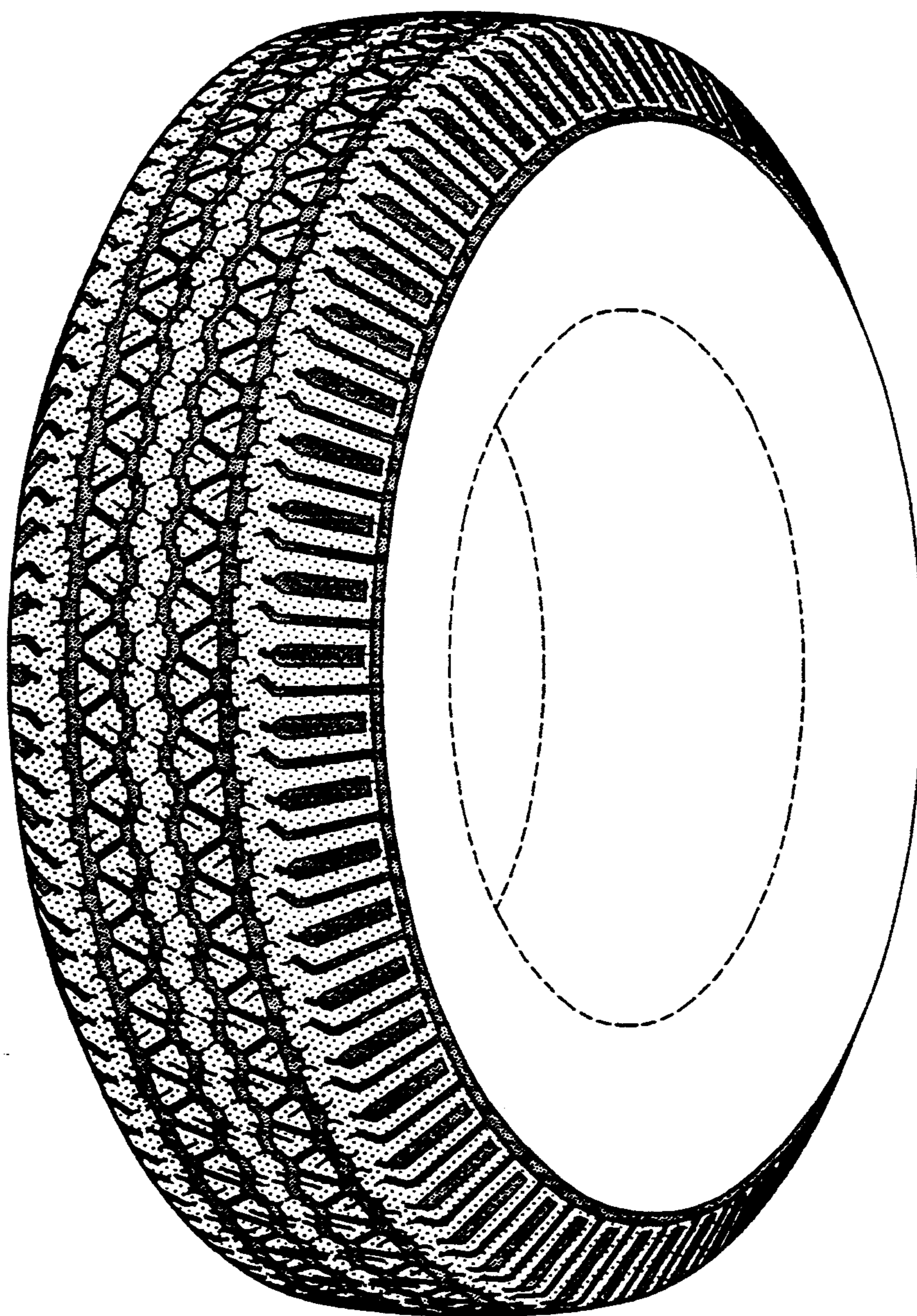


FIG-1




FIG-2




FIG-3

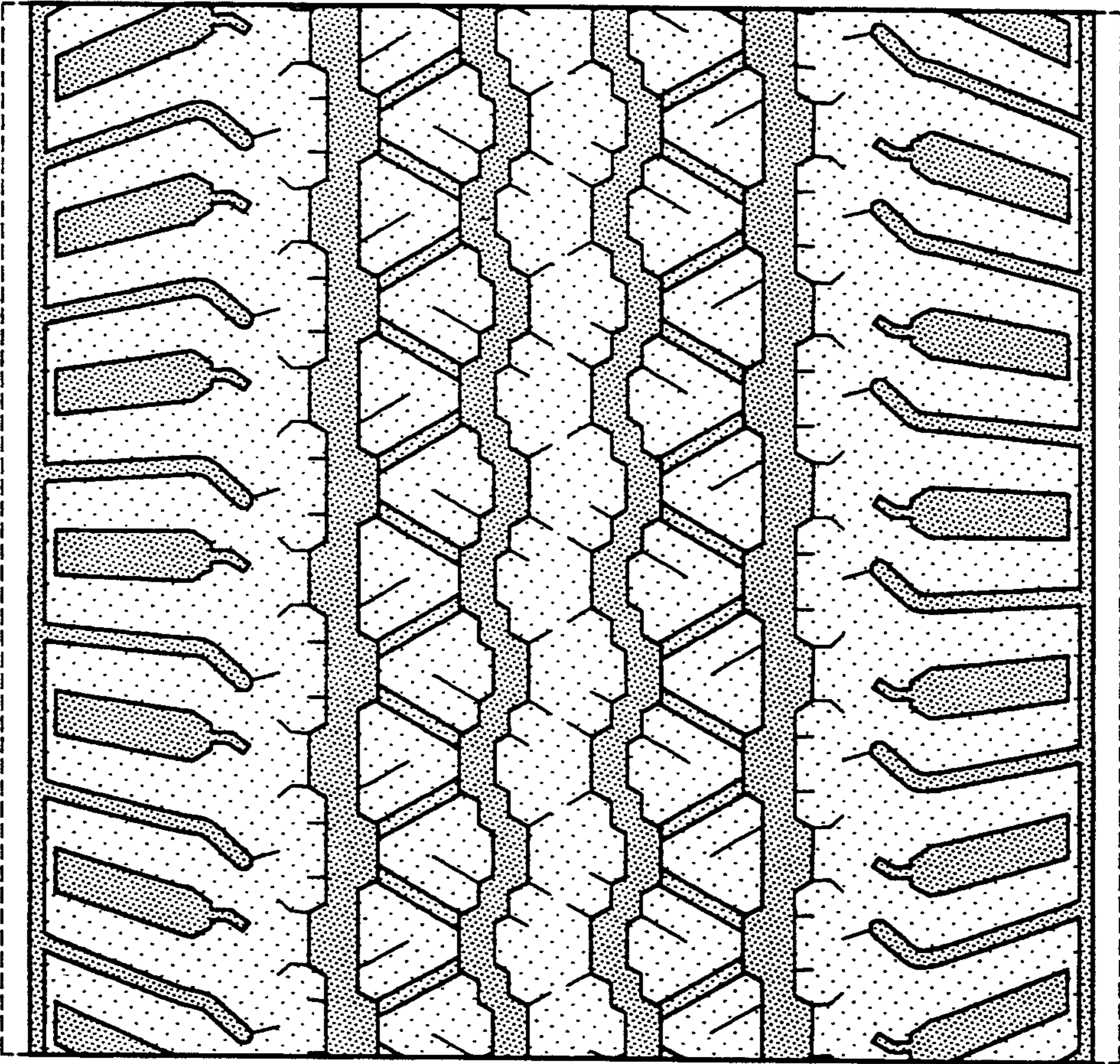


FIG-4