



US00D355132S

United States Patent [19]

[11] Patent Number: **Des. 355,132**

Williams

[45] Date of Patent: **** Feb. 7, 1995**

[54] COMBINED SWEATBAND AND WATCH

[76] Inventor: **Kenneth Williams**, P.O. Box 70 Main St., Niverville, N.Y. 12130

[**] Term: **14 Years**

[21] Appl. No.: **844,383**

[22] Filed: **Feb. 28, 1992**

[52] U.S. Cl. **D10/32; D10/31**

[58] Field of Search **D10/1-29, D10/30-39, 40, 122-132; 368/82-84, 239-242, 276, 277, 280-282, 285, 318, 322, 323, 10**

[56] References Cited

U.S. PATENT DOCUMENTS

D. 281,585	12/1985	Vittadini	D10/32
D. 281,674	12/1985	Novak	D10/31
D. 284,170	6/1986	Kurimura	D10/39 X
D. 289,145	4/1987	Hoimsey	D10/33
D. 294,011	2/1988	Hanson	D10/33
D. 298,109	10/1988	Brenni	D10/39
D. 310,332	9/1990	Wong	D10/33
D. 330,679	11/1992	Bland	D10/32
D. 337,067	7/1993	Patterson	D10/30 X
4,862,436	8/1989	Harilela	368/282

OTHER PUBLICATIONS

Hong Kong Enterprise, Jan. 1985, p. 178, see circled watch-center page.

Hong Kong Enterprise, Nov. 1985, p. 165 see circled watch, right center.

IBM Technical Disclosure Bulletin, Apr. 1973, see pictured watch.

Hong Kong Enterprise, Oct. 1990, see p. 78 see circled watch page center.

Primary Examiner—Martie Thompson

Attorney, Agent, or Firm—Terry M. Gernstein

[57] CLAIM

The ornamental design for a combined sweatband and watch, as shown and described.

DESCRIPTION


FIG. 1 is a perspective view of the combined sweatband and watch embodying the design of the present invention;

FIG. 2 is a front view thereof;

FIG. 3 is a rear view thereof;

FIG. 4 is an top view thereof, the bottom being a mirror image of the top shown in FIG. 4; and,

FIG. 5 is a side view thereof, the side opposite being a mirror image of the side shown in FIG. 5.






FIG. 1




FIG. 2

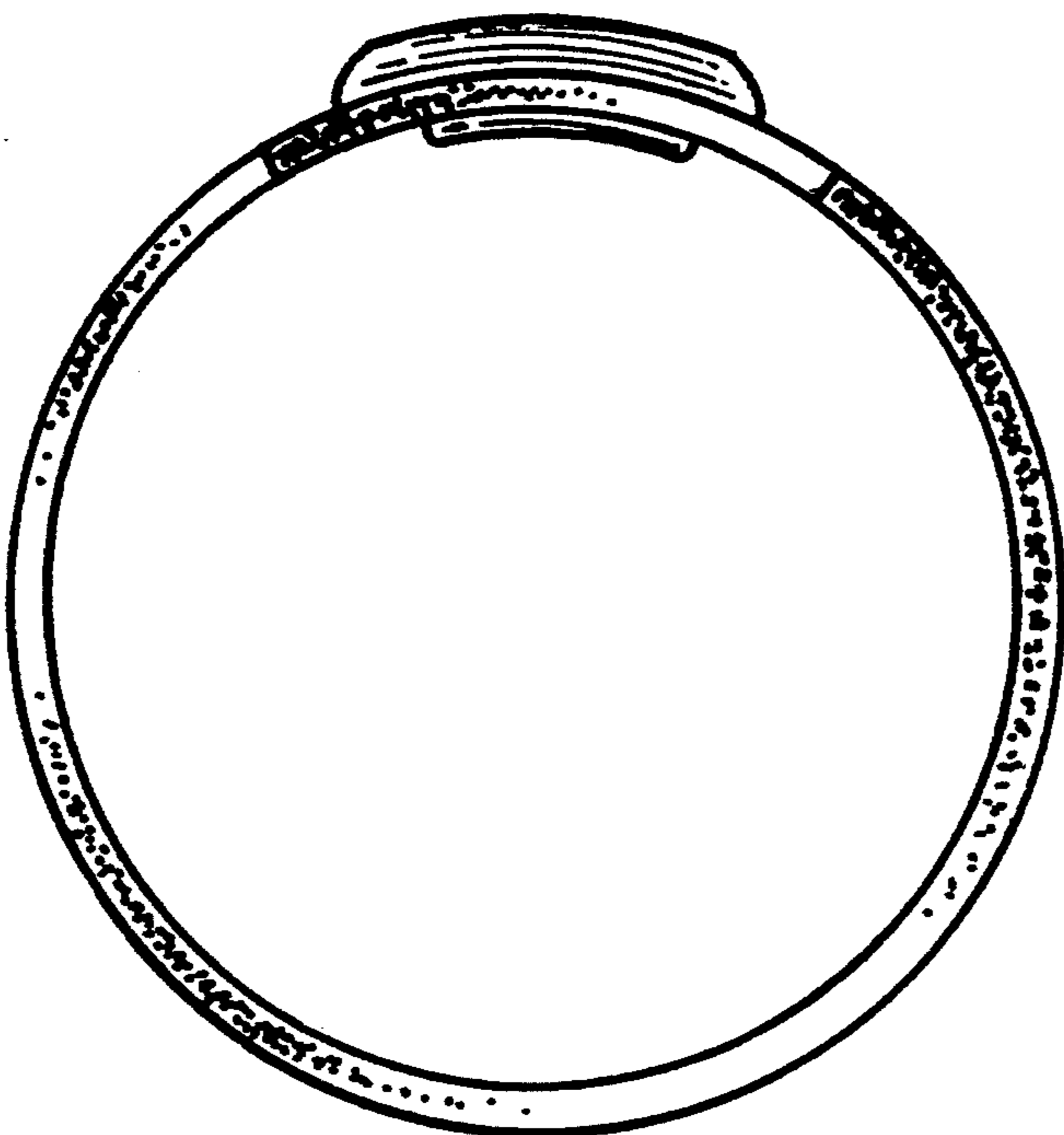


FIG. 4




FIG. 3

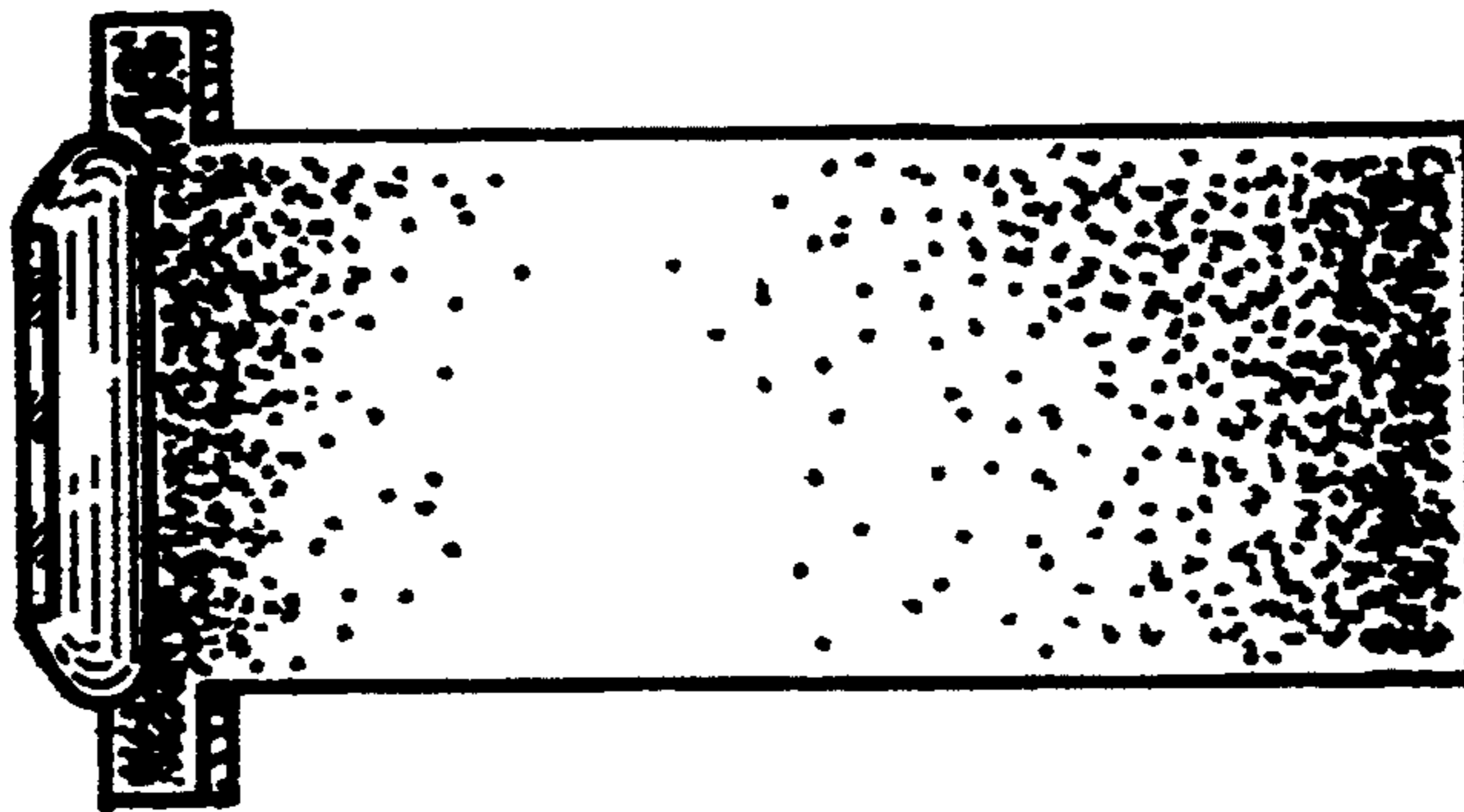


FIG. 5