



US00D355123S

United States Patent [19]

[11] Patent Number: **Des. 355,123**

Romano

[45] Date of Patent: **** Feb. 7, 1995**

[54] **BOTTLE SEPARATING AND CASHIONING DEVICE WITH REMOVABLE COASTERS**

3,840,171	10/1974	Waters	229/120.24
4,572,423	2/1986	Spencer	229/904
4,757,937	7/1988	Maio et al.	229/904
4,889,239	12/1989	Sandish et al.	229/904

[76] Inventor: **Robert Romano**, 142 E. 71st St., New York, N.Y. 10021

[**] Term: **14 Years**

Primary Examiner—Alan P. Douglas
Assistant Examiner—R. Spear
Attorney, Agent, or Firm—Melvin I. Stoltz

[21] Appl. No.: **2,306**

[22] Filed: **Dec. 8, 1992**

[52] U.S. Cl. **D9/456; D9/455**

[58] Field of Search **D7/672; D9/341, 346, D9/433-436, 455-456, 499; 206/445, 476; 229/120.24, 120.38, 904, 932**

[57] CLAIM

The ornamental design for a bottle separating and cushioning device with removable coasters, as shown and described.

DESCRIPTION

[56] References Cited

U.S. PATENT DOCUMENTS

D. 181,080	9/1957	Tomarin	D9/455
D. 309,779	8/1990	D'Aquino et al.	D9/341
1,349,535	8/1920	Smith	229/932
1,563,443	12/1925	Schnorr	229/932
2,875,940	3/1959	Dunn	229/904
3,685,717	8/1972	Seiferth et al.	206/445

FIG. 1 a front elevational view of the bottle separating and cushioning device with removable coasters showing my new design;

FIG. 2 is a side elevational view thereof, the side opposite being identical to the side shown;

FIG. 3 is a top plan view thereof;

FIG. 4 is bottom plan view thereof; and,

FIG. 5 is rear elevational view thereof.

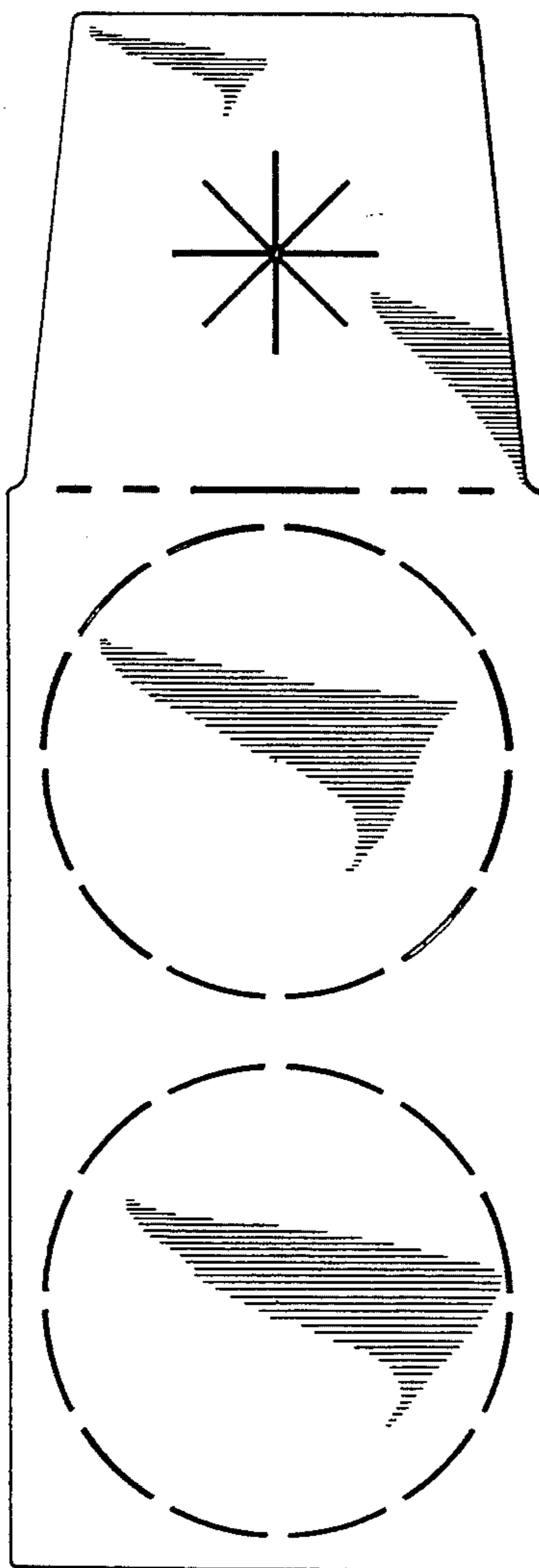


FIG. 3



FIG. 1

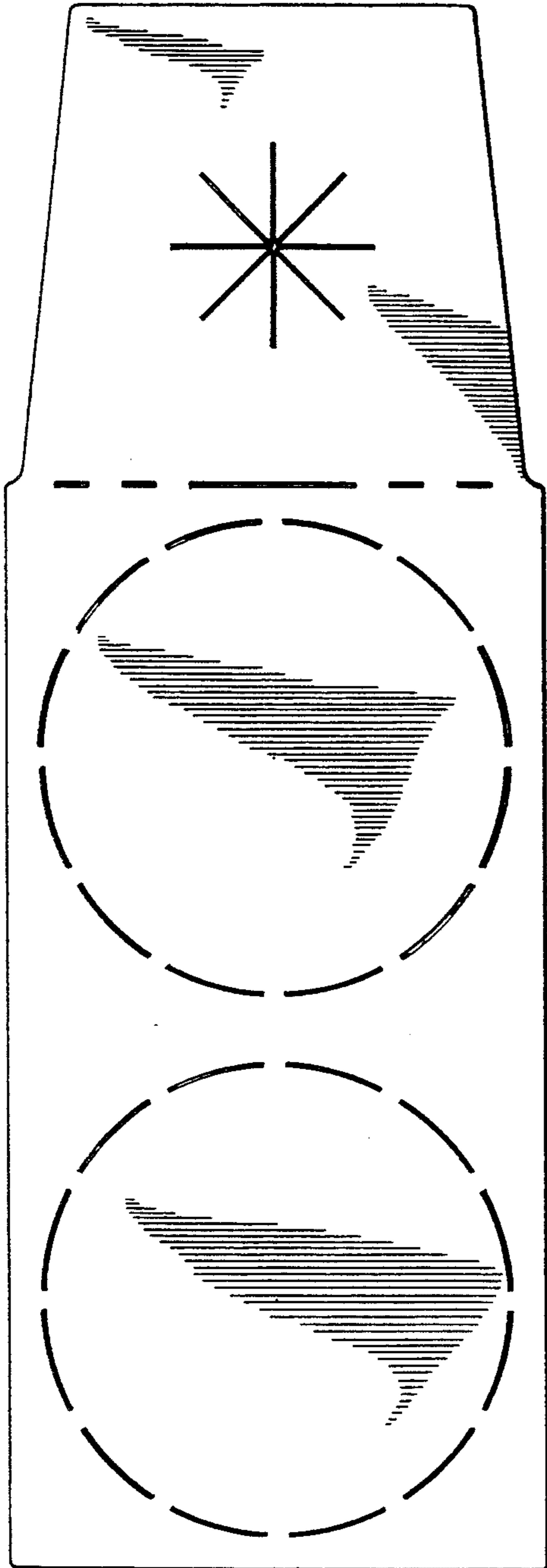


FIG. 2



FIG. 5

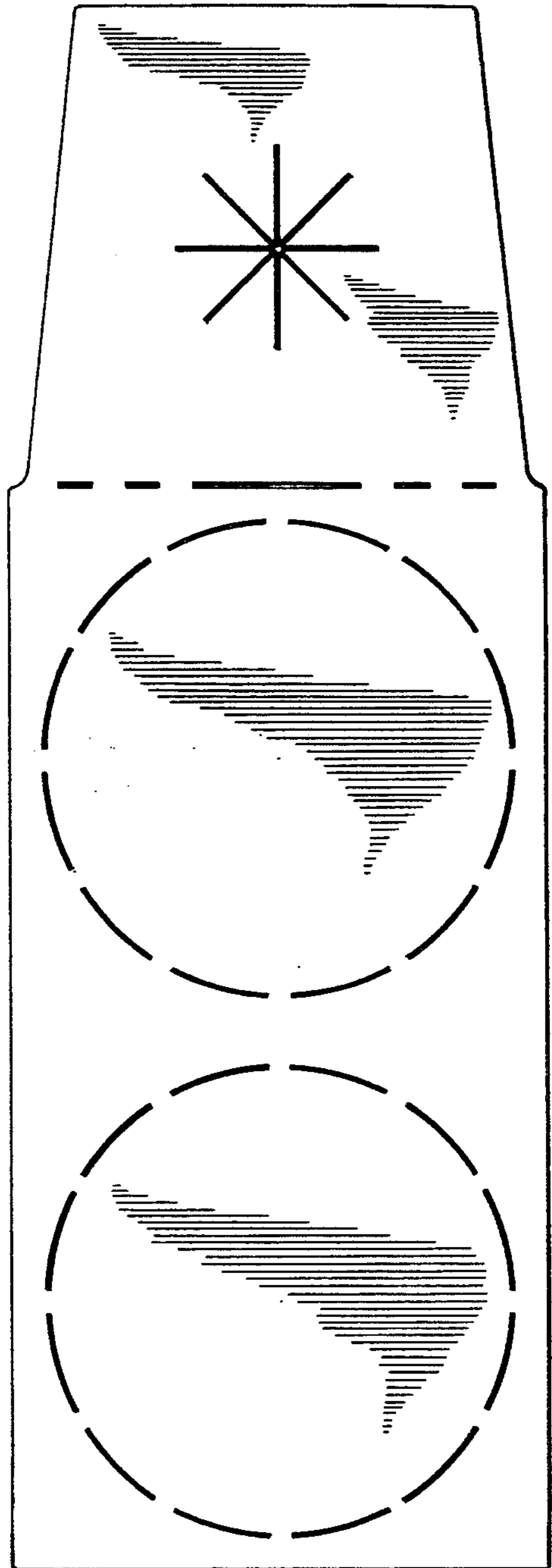


FIG. 4

