



US00D355107S

# United States Patent [19]

[11] Patent Number: **Des. 355,107**

**Yoshimoto**

[45] Date of Patent: **\*\* Feb. 7, 1995**

[54] **RETRACTABLE BLADE KNIFE**

4,744,146 5/1988 Schmidt ..... 30/162

[75] Inventor: **Yoshihiko Yoshimoto, Osaka, Japan**

*Primary Examiner*—Bernard Ansher

[73] Assignee: **NT Incorporated, Osaka, Japan**

*Assistant Examiner*—Philip Hyder

[\*\*] Term: **14 Years**

*Attorney, Agent, or Firm*—Griffin Butler Whisenhunt & Kurtosy

[21] Appl. No.: **10,669**

[57] **CLAIM**

[22] Filed: **Jul. 15, 1993**

The ornamental design for a retractable blade knife, as shown and described.

[52] U.S. Cl. .... **D8/99**

**DESCRIPTION**

[58] Field of Search ..... **D8/98, 99, 107; D22/118; 30/162, 320, 329, 335, 337**

FIG. 1 is a perspective view of a retractable blade knife showing my new design with the blade in a retracted position;

[56] **References Cited**

**U.S. PATENT DOCUMENTS**

D. 230,823	3/1974	Gluck .....	D8/99
D. 235,969	7/1975	Reaney et al. ....	D8/99
D. 240,500	7/1976	Richards .....	D8/99
D. 245,570	8/1977	West et al. ....	D8/99
D. 248,538	7/1978	Richards .....	D8/99
D. 264,801	6/1982	Osada .....	D8/99
D. 265,719	8/1982	Dowdy .....	D8/99
D. 305,609	1/1990	Tsuji .....	D8/99
4,005,525	2/1977	Gringer .....	D8/99
4,068,375	1/1978	Rathbun et al. ....	30/162

FIG. 2 is a top plan view thereof with the blade in an extended position;

FIG. 3 is a bottom plan view thereof;

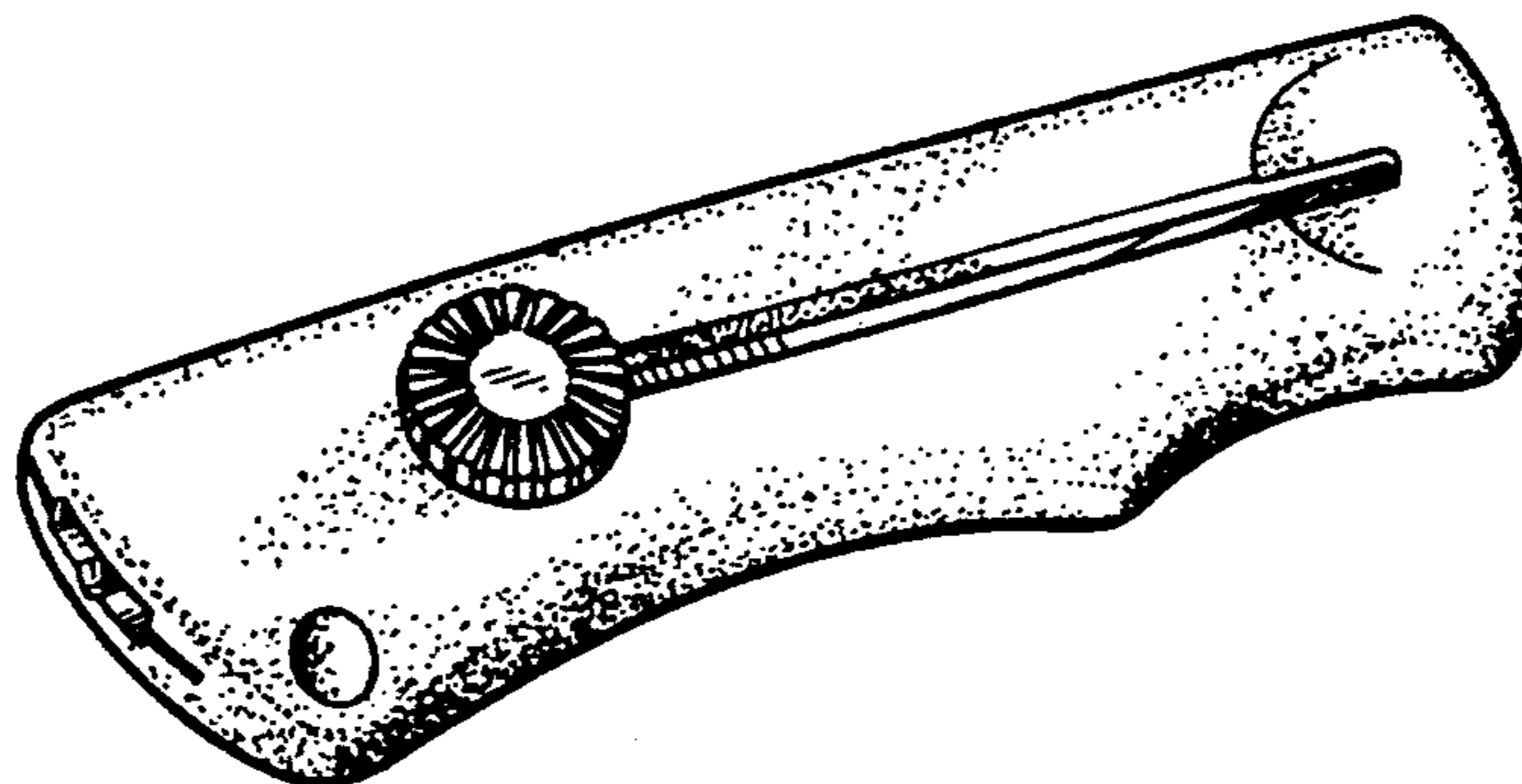
FIG. 4 is a left side elevational view thereof;

FIG. 5 is a right side elevational view thereof;

FIG. 6 is a front elevational view thereof with the blade in an extended position;

FIG. 7 is a rear elevational view thereof with the blade in an extended position; and,

FIG. 8 is a perspective view thereof with parts disassembled.



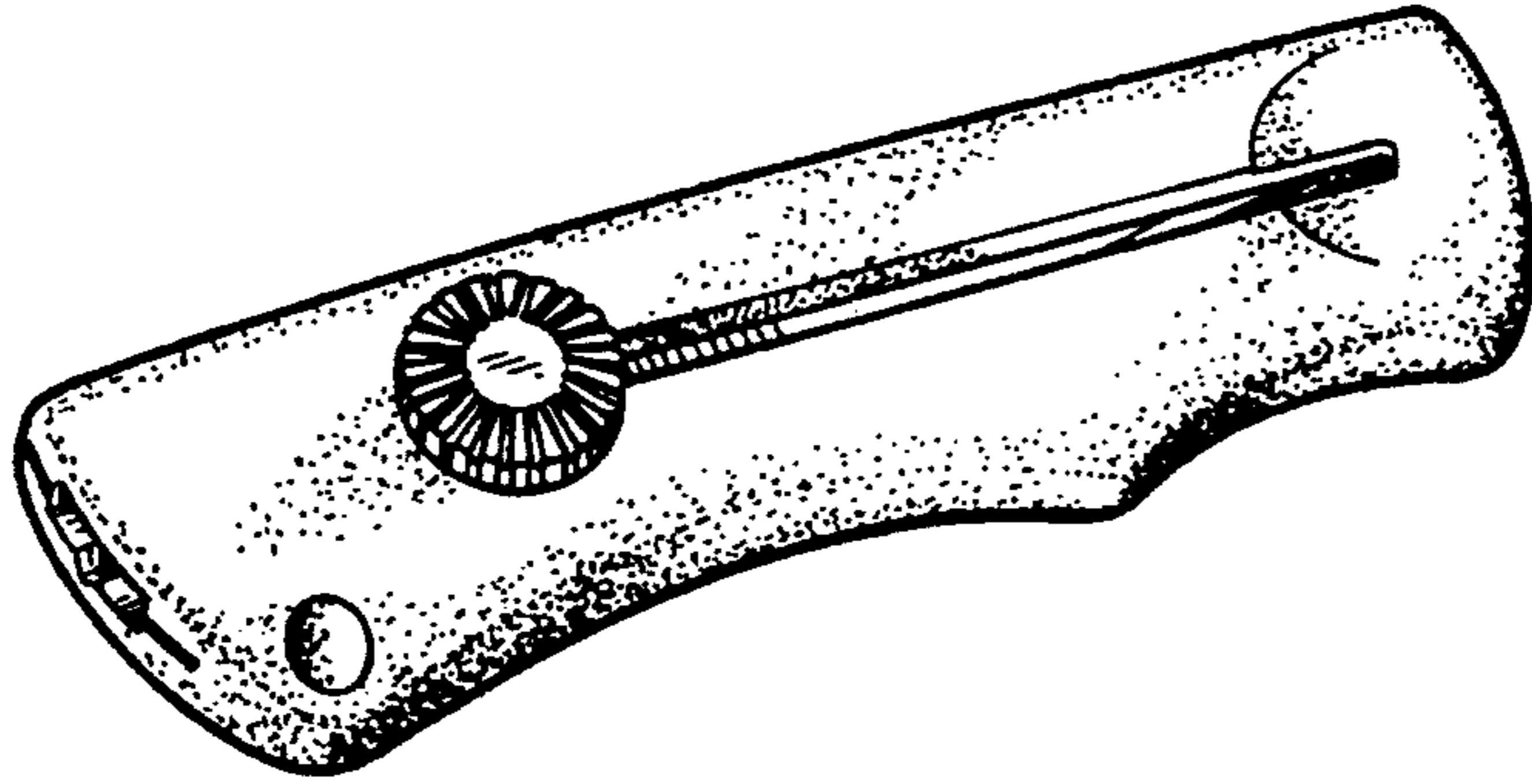


FIG. 1

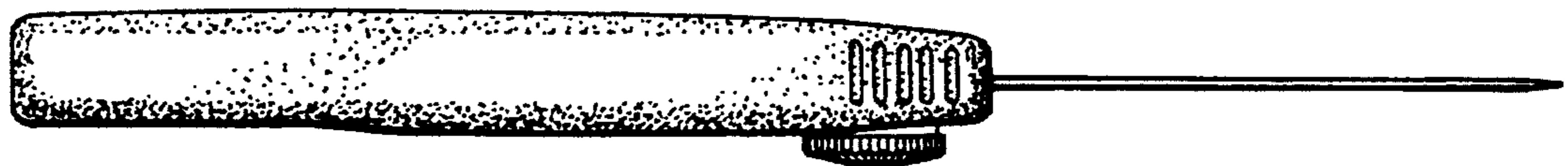


FIG. 2




FIG. 3

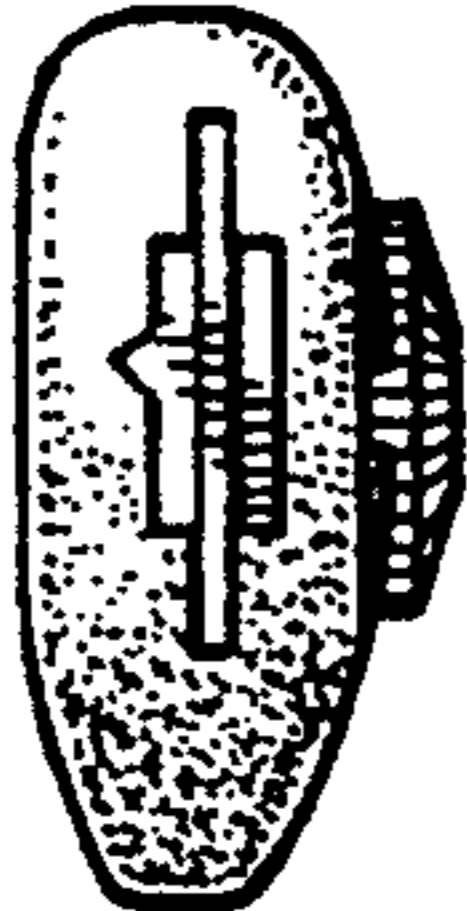


FIG. 4

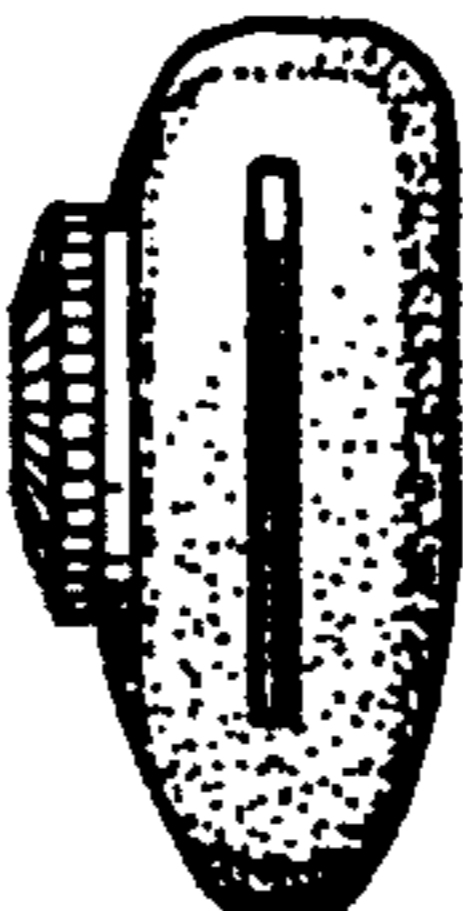


FIG. 5

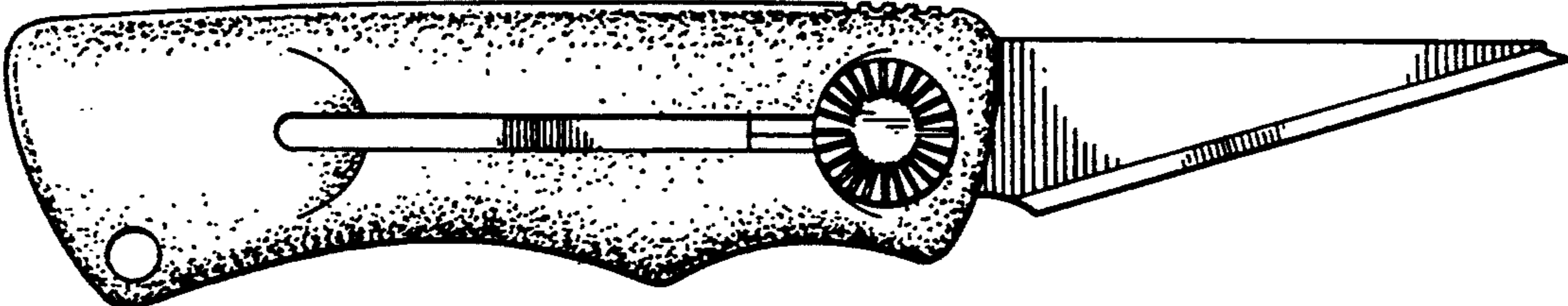


FIG. 6

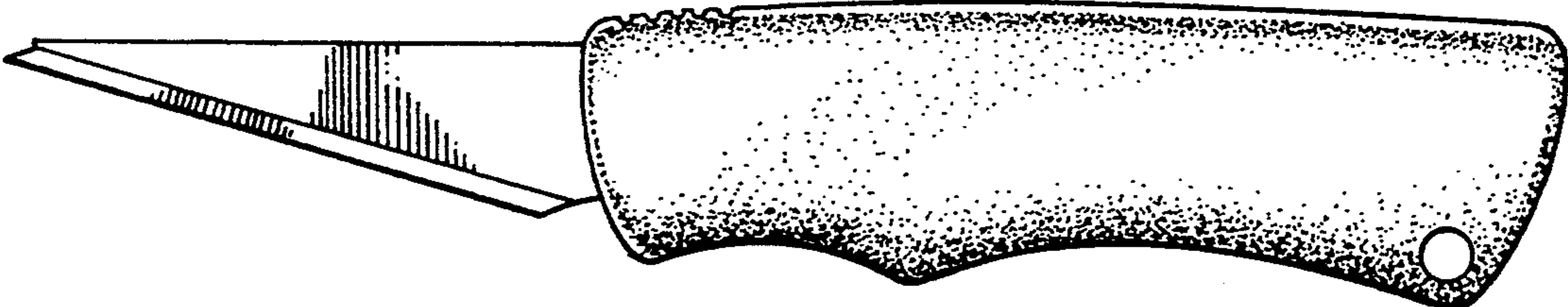


FIG. 7

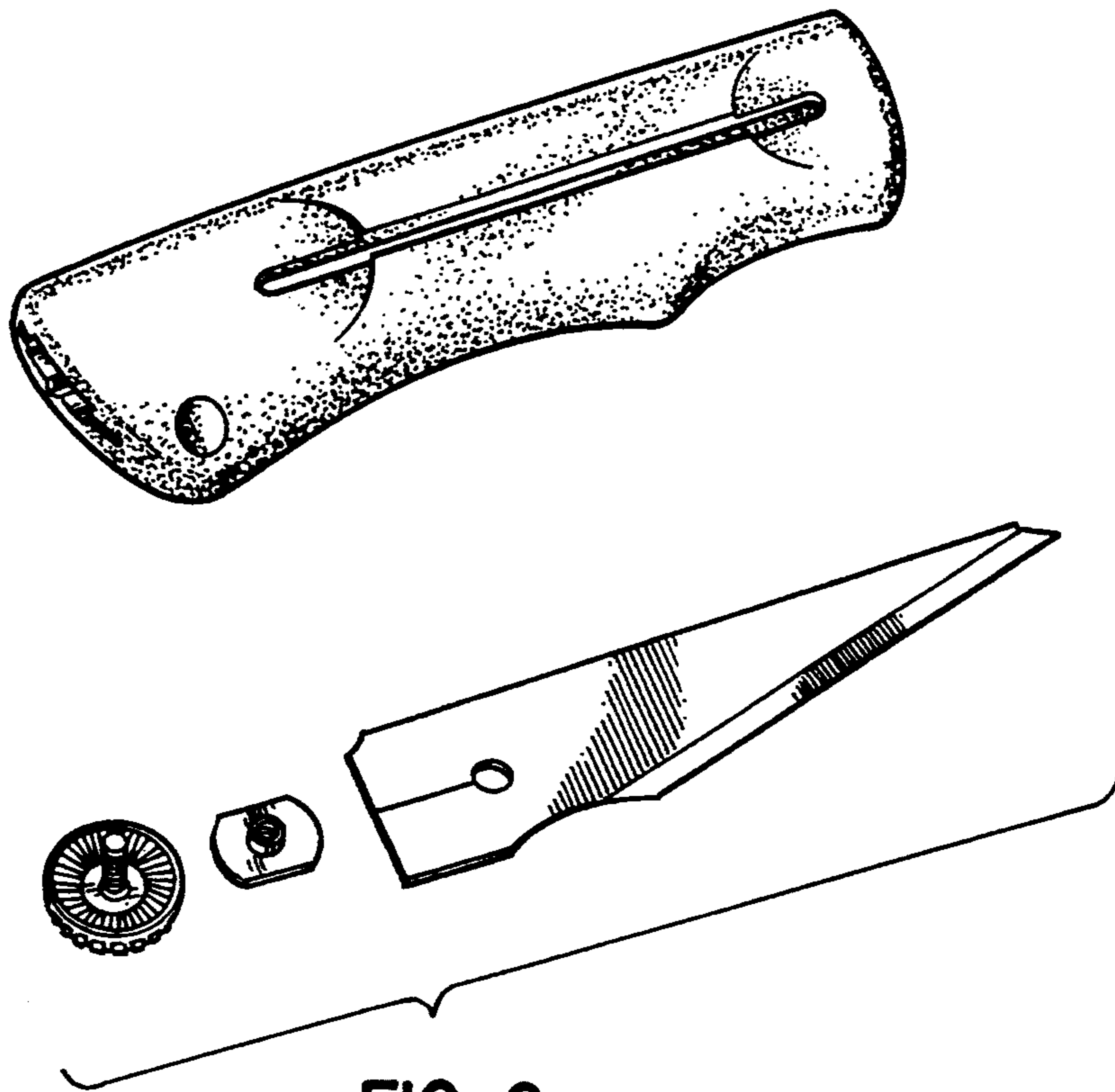


FIG. 8