



US00D355105S

# United States Patent [19]

[11] Patent Number: **Des. 355,105**

Nemazi

[45] Date of Patent: **\*\* Feb. 7, 1995**

[54] **ABRASIVE PAD**

[75] Inventor: **John E. Nemazi**, Bloomfield Hills, Mich.

[73] Assignee: **Ryobi Motor Products Corp.**, Easley, S.C.

[\*\*] Term: **14 Years**

[21] Appl. No.: **7,338**

[22] Filed: **Apr. 20, 1993**

[52] U.S. Cl. .... **D8/90; D6/584; D32/40**

[58] Field of Search ..... **D8/14, 90; D32/40, 52; D6/584; D25/138; D21/108; 51/358, 406, 170 R, 390, 391, 392, 393, 394**

[56] **References Cited**

### U.S. PATENT DOCUMENTS

- D. 30,072 1/1899 Thomas ..... D25/138
- D. 230,807 3/1974 Penson ..... D6/584
- D. 232,146 7/1974 Dean ..... D6/584
- D. 235,244 6/1975 Stoppacher ..... D8/90

- 2,426,028 8/1947 Krueger ..... 51/34
- 3,777,444 12/1973 Dunn ..... D8/90
- 4,153,991 5/1979 Kupperman et al. .... 30/172
- 4,217,740 8/1980 Assanti ..... D25/138
- 4,274,232 6/1981 Wylde ..... 51/358
- 4,920,702 5/1990 Kloss et al. .... 51/170

### FOREIGN PATENT DOCUMENTS

- 1091028 12/1980 Canada ..... 51/145

*Primary Examiner*—Bernard Ansher

*Assistant Examiner*—Philip Hyder

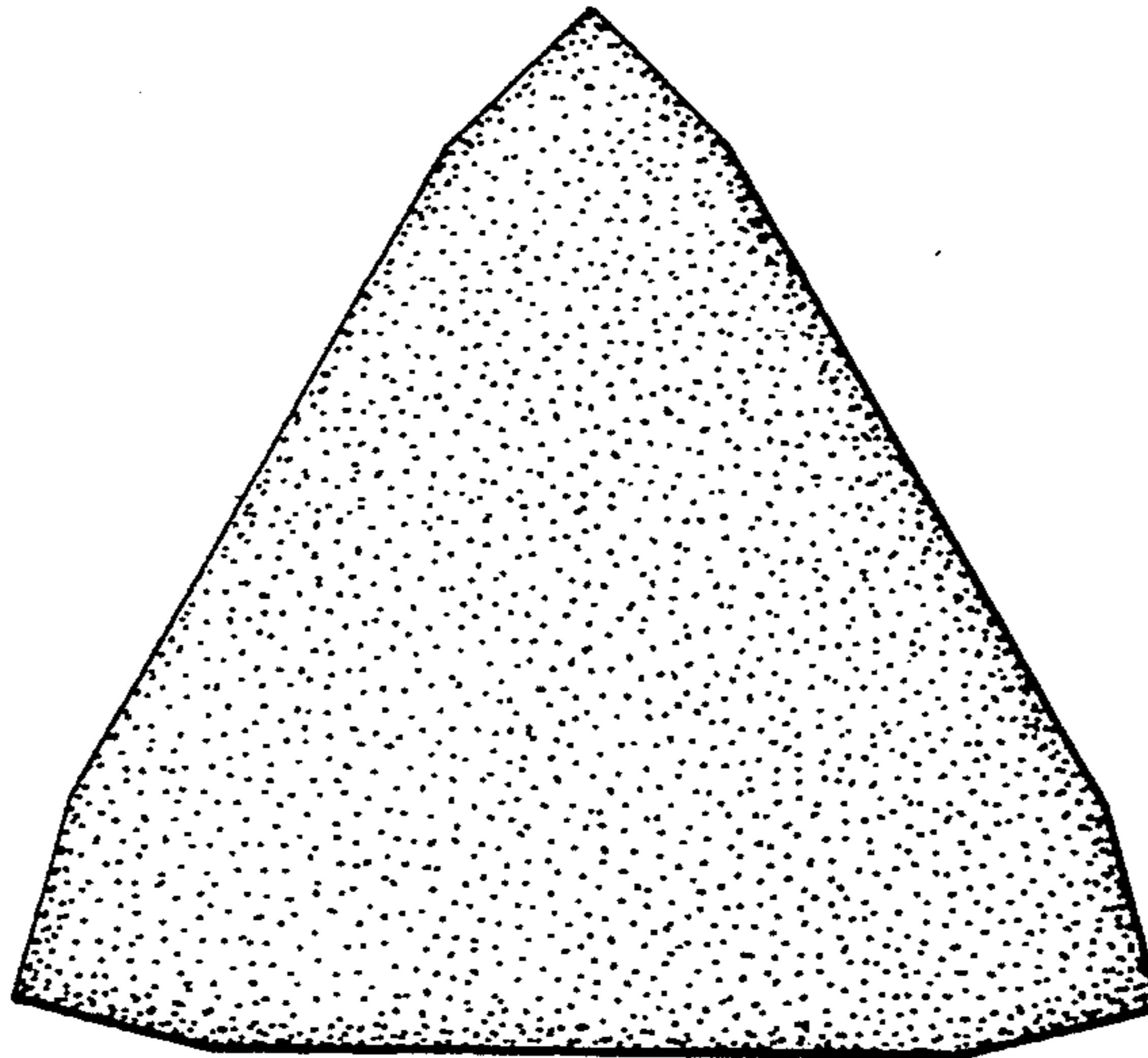
*Attorney, Agent, or Firm*—Brooks & Kushman

### [57] CLAIM

The ornamental design of an abrasive pad, as shown and described.

### DESCRIPTION

FIG. 1 is a top plan view of an abrasive pad;  
 FIG. 2 is a right side view, the left side view being a mirror image thereof;  
 FIG. 3 is a front side elevationa view;  
 FIG. 4 is a bottom plan view; and,  
 FIG. 5 is a rear side elevational view thereof.



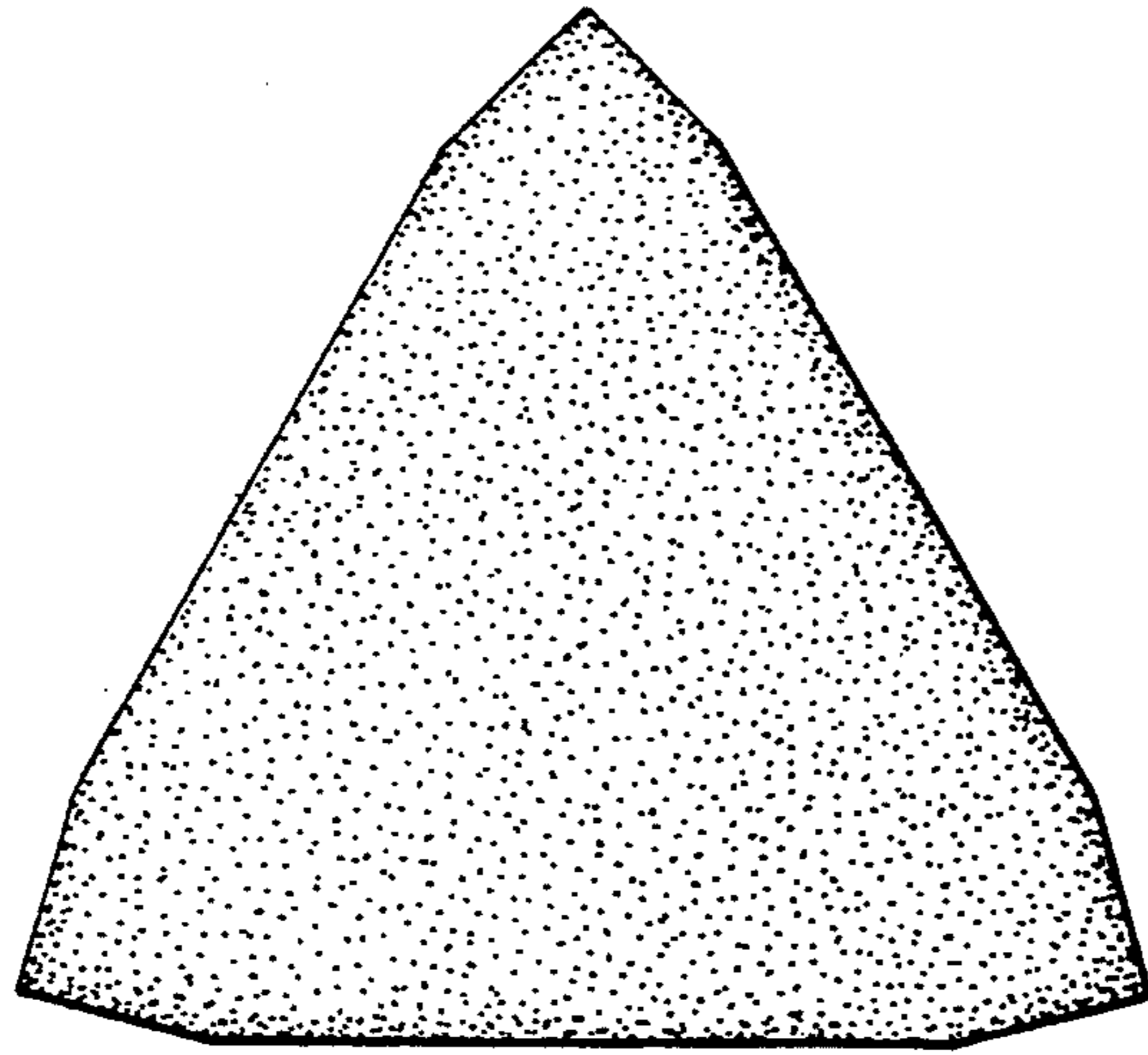


fig-1



fig-2



fig-3

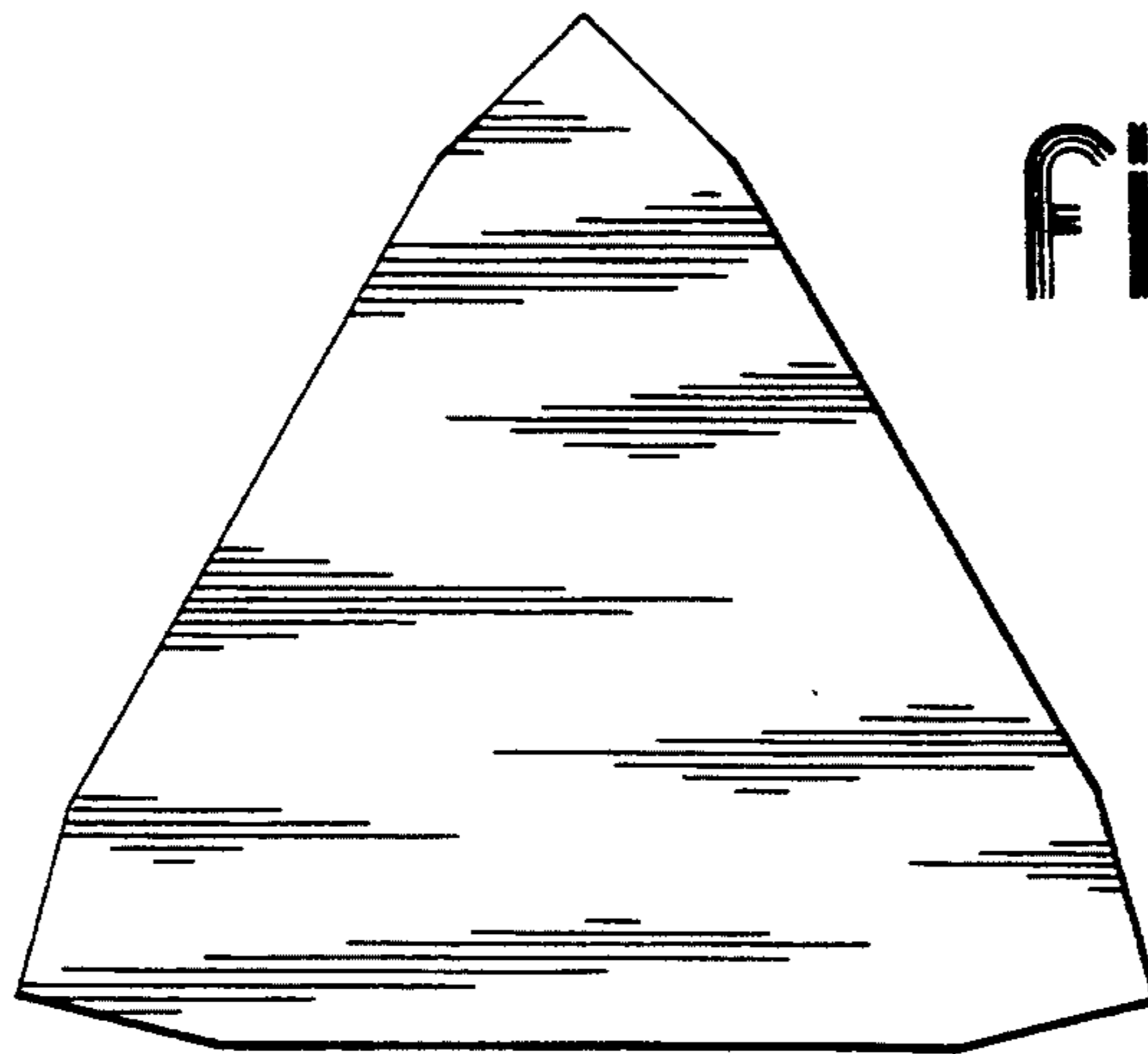


fig-4



fig-5