



US00D355092S

# United States Patent [19] Swopes

[11] Patent Number: Des. 355,092

[45] Date of Patent: \*\* Feb. 7, 1995

[54] **VENETIAN BLIND SLAT**

[75] Inventor: **Cletis F. Swopes**, Madison, Wis.

[73] Assignee: **Springs Window Fashions Division, Inc.**, Middleton, Wis.

[\*\*] Term: **14 Years**

[21] Appl. No.: **22,659**

[22] Filed: **May 10, 1994**

[52] U.S. Cl. .... **D6/580; D6/577**

[58] Field of Search ..... **D6/575, 576, 577, 578, D6/579, 580; 160/23.1, 24, 38, 52, 230, 235, 236, 330, 348, 349.1, 349.2; D25/136**

[56] **References Cited**

**U.S. PATENT DOCUMENTS**

D. 320,090	9/1991	Ermellini	.....	D25/136
2,165,292	7/1939	Morue et al.	.....	160/236
2,209,355	7/1940	Schmitz	.....	D6/577 X
2,300,545	11/1942	Gouch	.....	160/236 X
4,475,579	10/1984	Bassett	.....	160/236 X
4,625,868	12/1986	Bischof	.....	160/236 X

**FOREIGN PATENT DOCUMENTS**

13382 of 1906 United Kingdom ..... 160/235

*Primary Examiner*—Wallace R. Burke

*Assistant Examiner*—M. Hannon

*Attorney, Agent, or Firm*—Vernon J. Pillote

[57] **CLAIM**

The ornamental design for a venetian blind slat, as shown.

**DESCRIPTION**

FIG. 1 is a front perspective view of the venetian blind slat of FIG. 1;

FIG. 2 is a top view in elevation of the venetian blind slat of FIG. 1;

FIG. 3 is a front view in elevation of the venetian blind slat of FIG. 1;

FIG. 4 is a bottom view in elevation of the venetian blind slat of FIG. 1; and,

FIG. 5 is an end view in elevation of the venetian blind slat of FIG. 1 as seen from the left-hand side of FIG. 1, the right end view being a mirror image of FIG. 5.

FIGS. 2-4 have been shown broken away for ease of illustration.

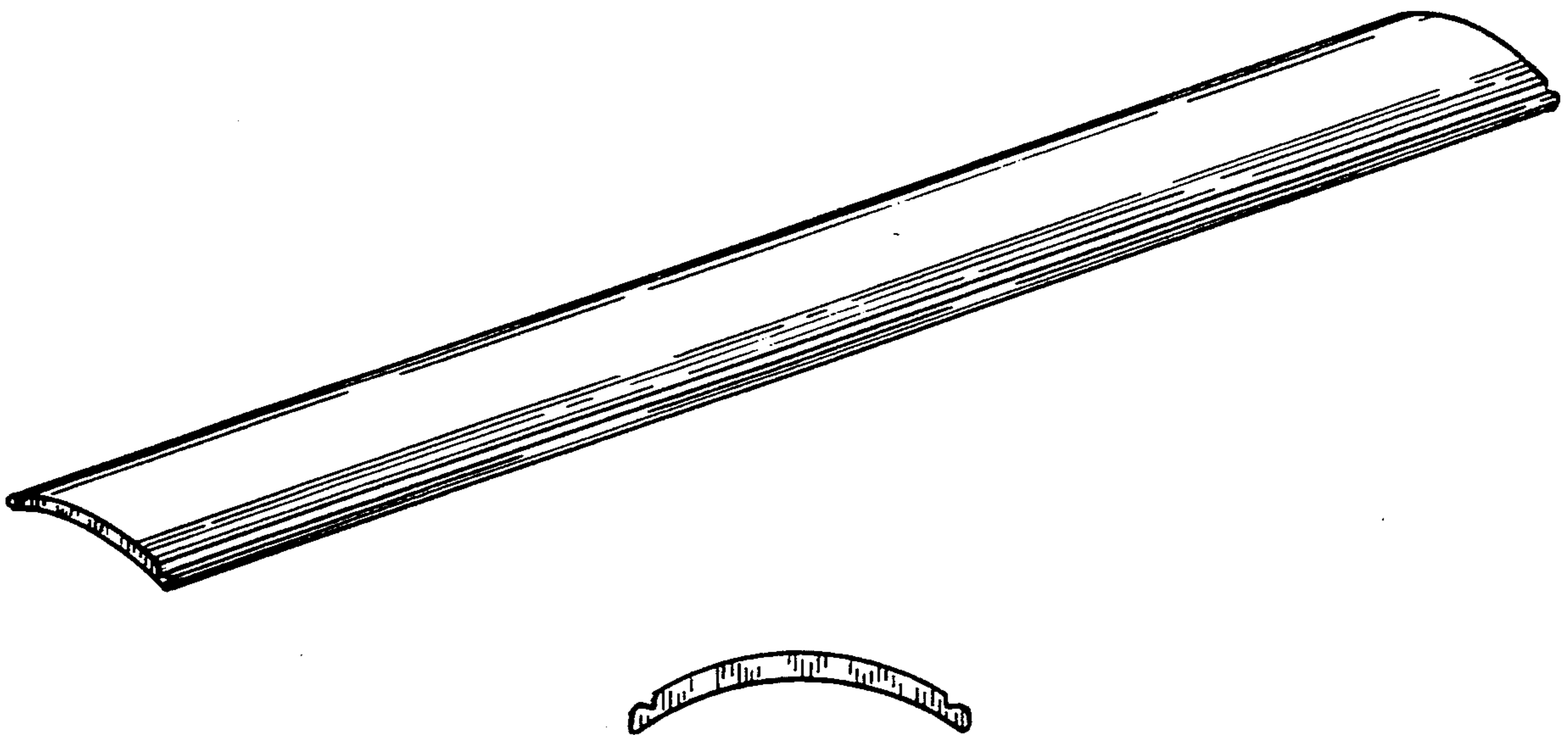


FIG. 1

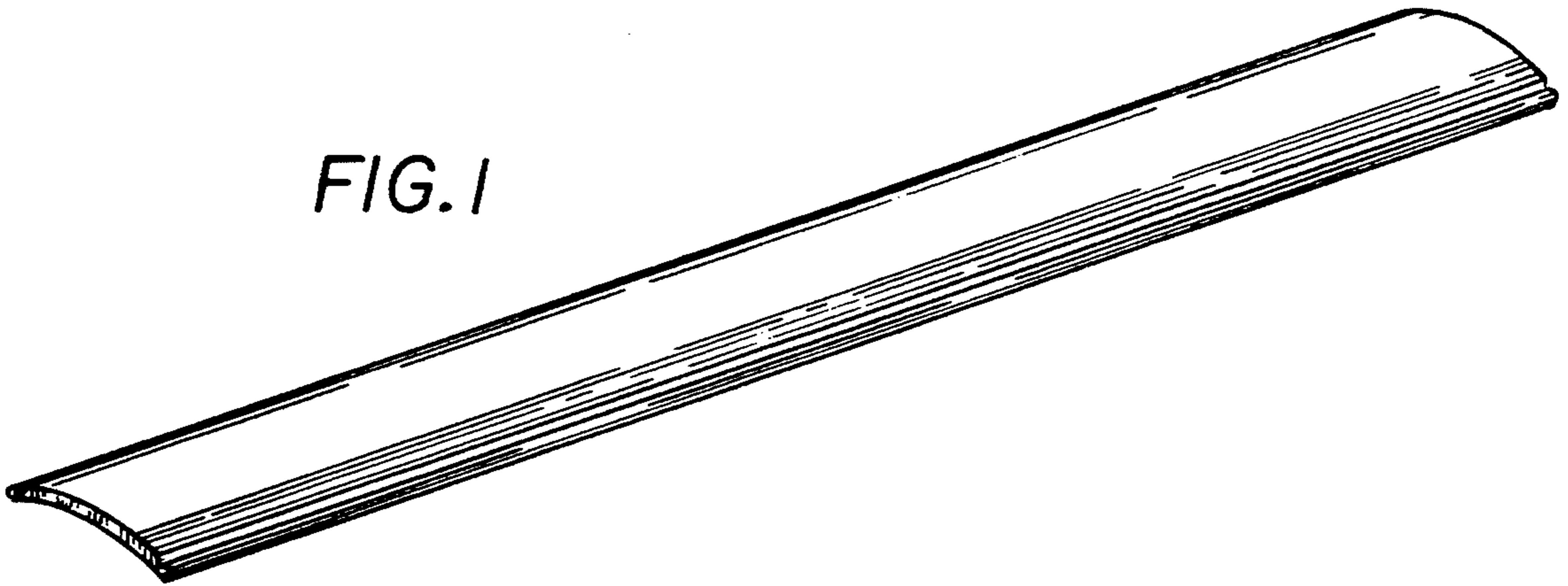


FIG. 2




FIG. 3



FIG. 4




FIG. 5