



US00D355062S

# United States Patent [19]

[11] Patent Number: **Des. 355,062**

Maire et al.

[45] Date of Patent: **\*\* Jan. 31, 1995**

[54] **TOOL CARRIER**

[75] Inventors: **Paul R. Maire, Edina; Robert W. Fierek, Duluth, both of Minn.**

[73] Assignee: **Portable Products, Inc., St. Paul, Minn.**

[\*\*] Term: **14 Years**

[21] Appl. No.: **3,413**

[22] Filed: **Jan. 11, 1993**

[52] U.S. Cl. .... **D32/53**

[58] Field of Search ..... **D32/53, 54; 150/161; 206/372, 373; 220/500, 23.2, 23.4, 23.8, 23.83, 23.86**

[56] **References Cited**

**U.S. PATENT DOCUMENTS**

5,174,447 12/1992 Fleming ..... 220/500

*Primary Examiner*—Wallace R. Burke

*Assistant Examiner*—Robin V. Taylor  
*Attorney, Agent, or Firm*—Merchant, Gould, Smith, Edell, Welter & Schmidt

[57] **CLAIM**

The ornamental design for a tool carrier, as shown and described.

**DESCRIPTION**

FIG. 1 is a perspective view of the front of the tool carrier;

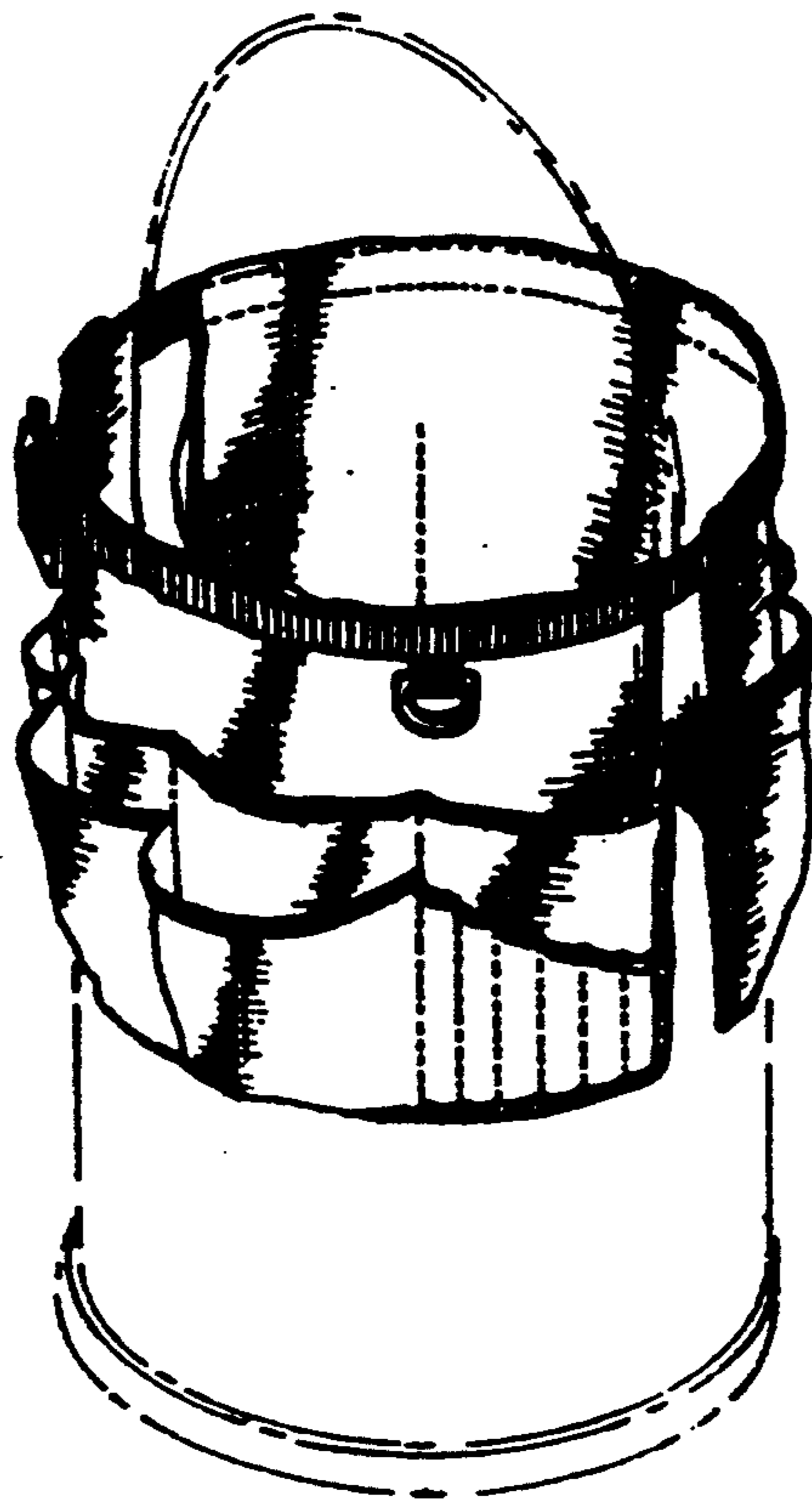
FIG. 2 is a frontal view of the tool carrier;

FIG. 3 is a rear view of the tool carrier; and,

FIG. 4 is a perspective view of a rear view of the tool carrier.

The broken line showing of a bucket and handle is for illustrative purposes and forms no part of the claimed invention.

The cross-line pattern which is partially shown for ease of illustration, represents a conventional fabric and is understood to repeat uniformly throughout the indicated areas.






FIG. 1




FIG. 2

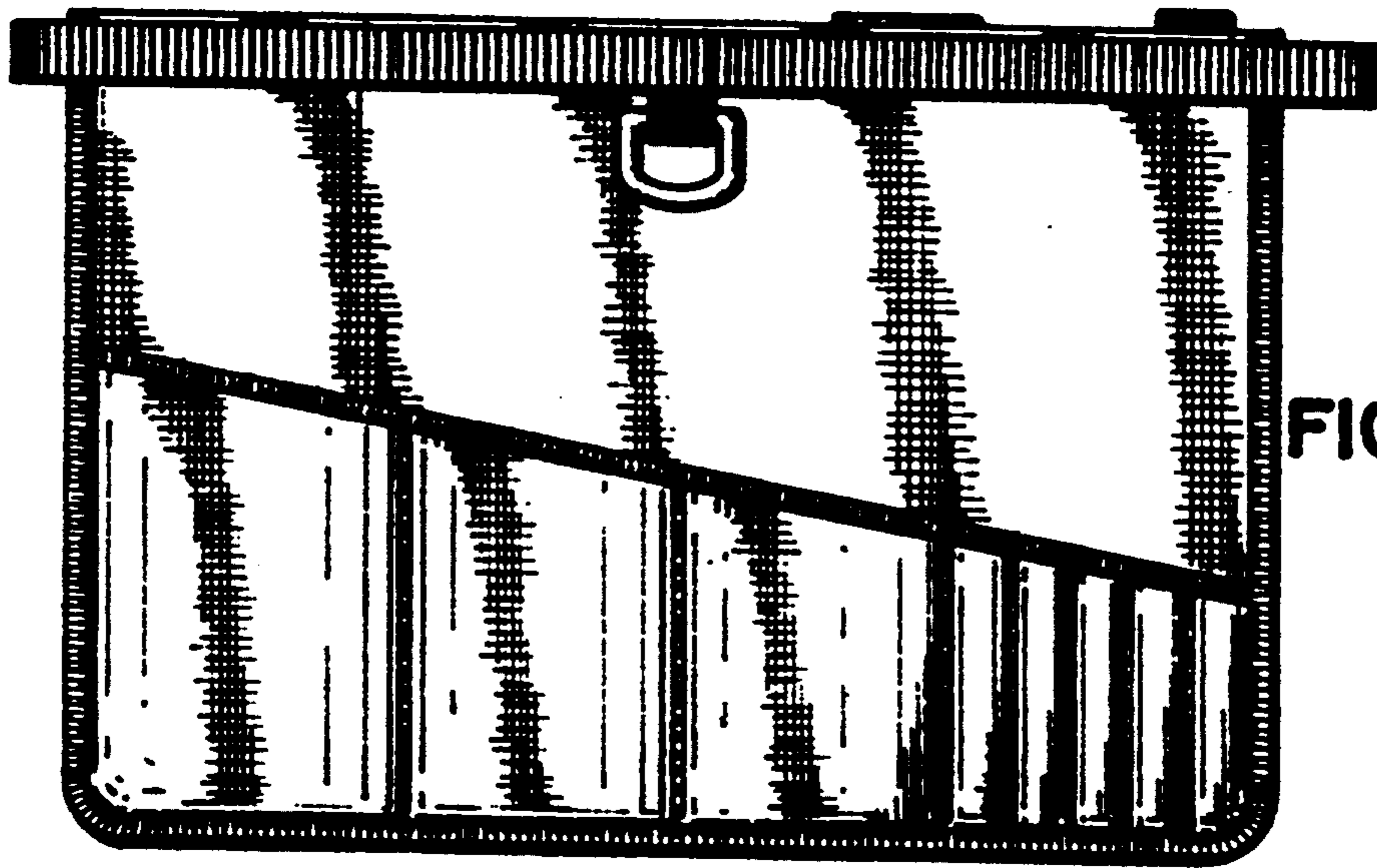


FIG. 3

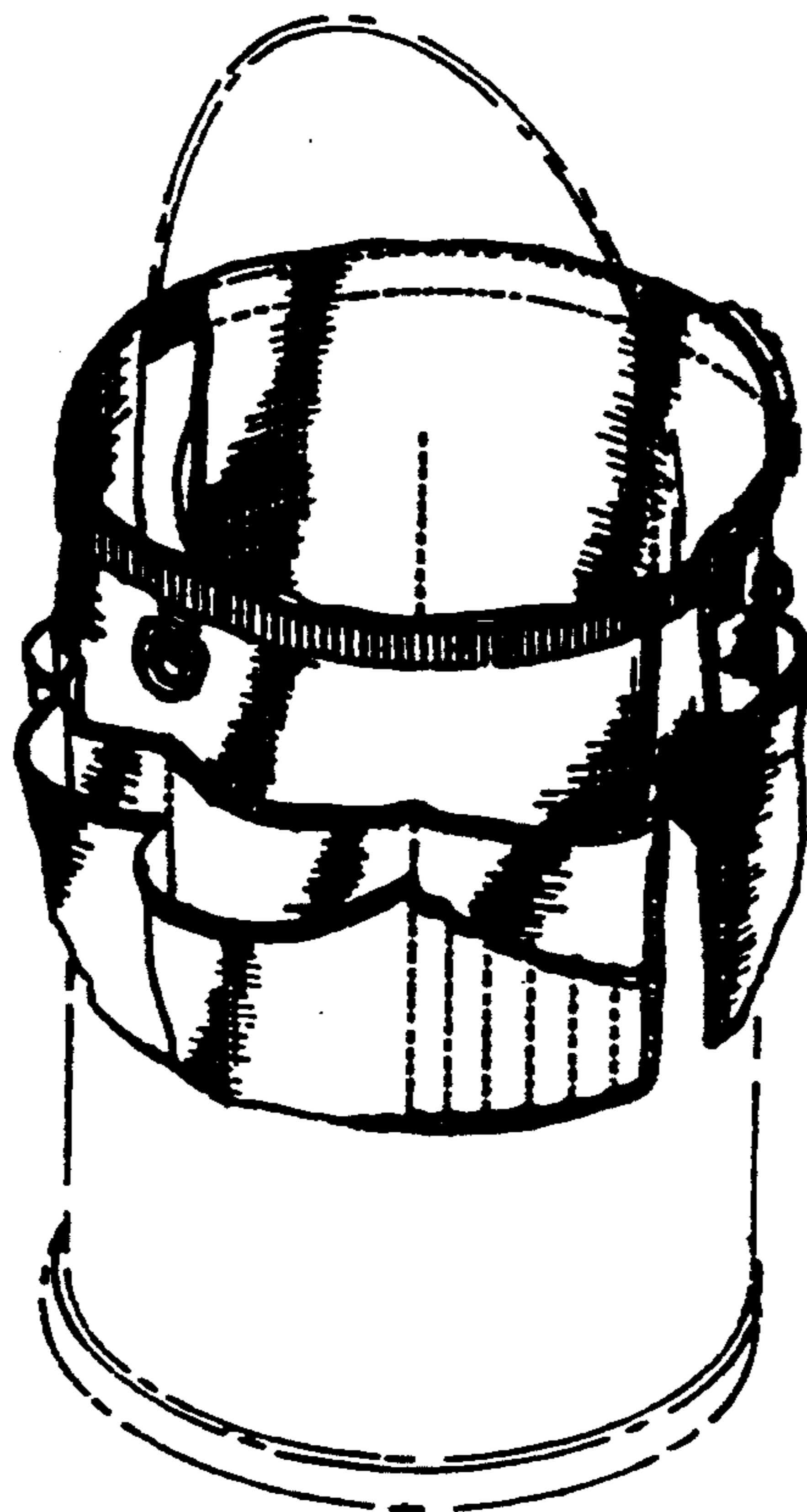


FIG. 4