



US00D355035S

# United States Patent [19]

[11] Patent Number: **Des. 355,035**

Payne

[45] Date of Patent: **\*\* Jan. 31, 1995**

[54] HEATING VEST

3,839,621 10/1974 Hariu ..... 607/108 X  
5,038,779 8/1991 Barry et al. .... 607/108

[76] Inventor: **Rosalie E. Payne**, 1523 Marbella #3,  
St. Louis, Mo. 63138

*Primary Examiner*—Stella Reid  
*Attorney, Agent, or Firm*—Hugh E. Smith

[\*\*] Term: **14 Years**

[57] CLAIM

[21] Appl. No.: **11,490**

The ornamental design for a heating vest, as shown and described.

[22] Filed: **Aug. 6, 1993**

[52] U.S. Cl. .... **D24/206**

### DESCRIPTION

[58] Field of Search ..... D24/206; 607/108, 109,  
607/110, 111, 112; 219/211, 527-529

FIG. 1 is a front elevational view of the heating vest showing my new design;

FIG. 2 is a rear elevational view thereof;

FIG. 3 is a left side elevational view thereof;

FIG. 4 is a right side elevational view thereof;

FIG. 5 is a top plan view thereof;

FIG. 6 is a bottom plan view thereof; and,

FIG. 7 is an isometric view thereof.

### [56] References Cited

#### U.S. PATENT DOCUMENTS

- D. 329,497 9/1992 Pryor ..... D24/206
- D. 336,958 6/1993 Pryor ..... D24/206
- 2,718,585 9/1955 Hariu ..... 607/108 X

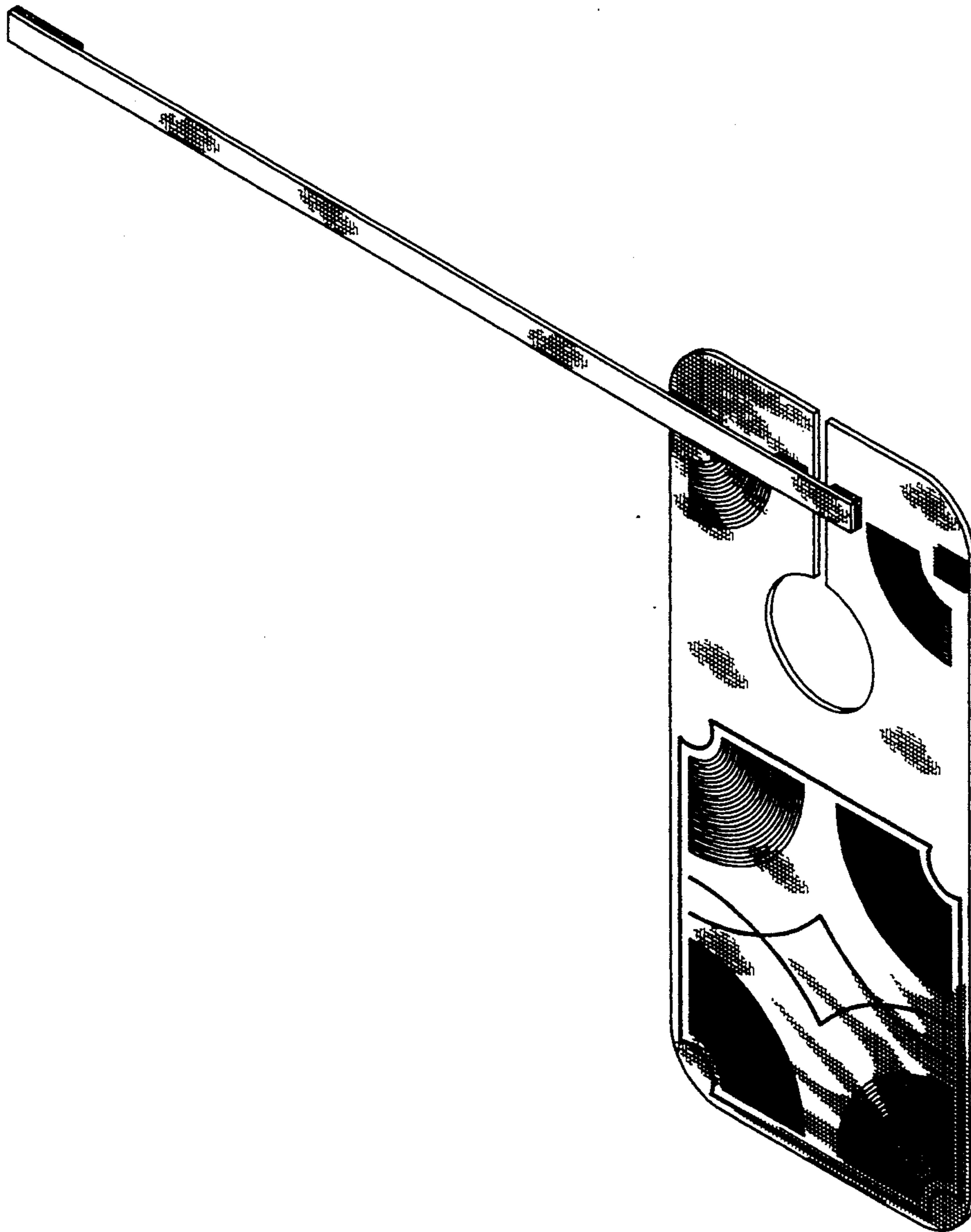


FIG. 1

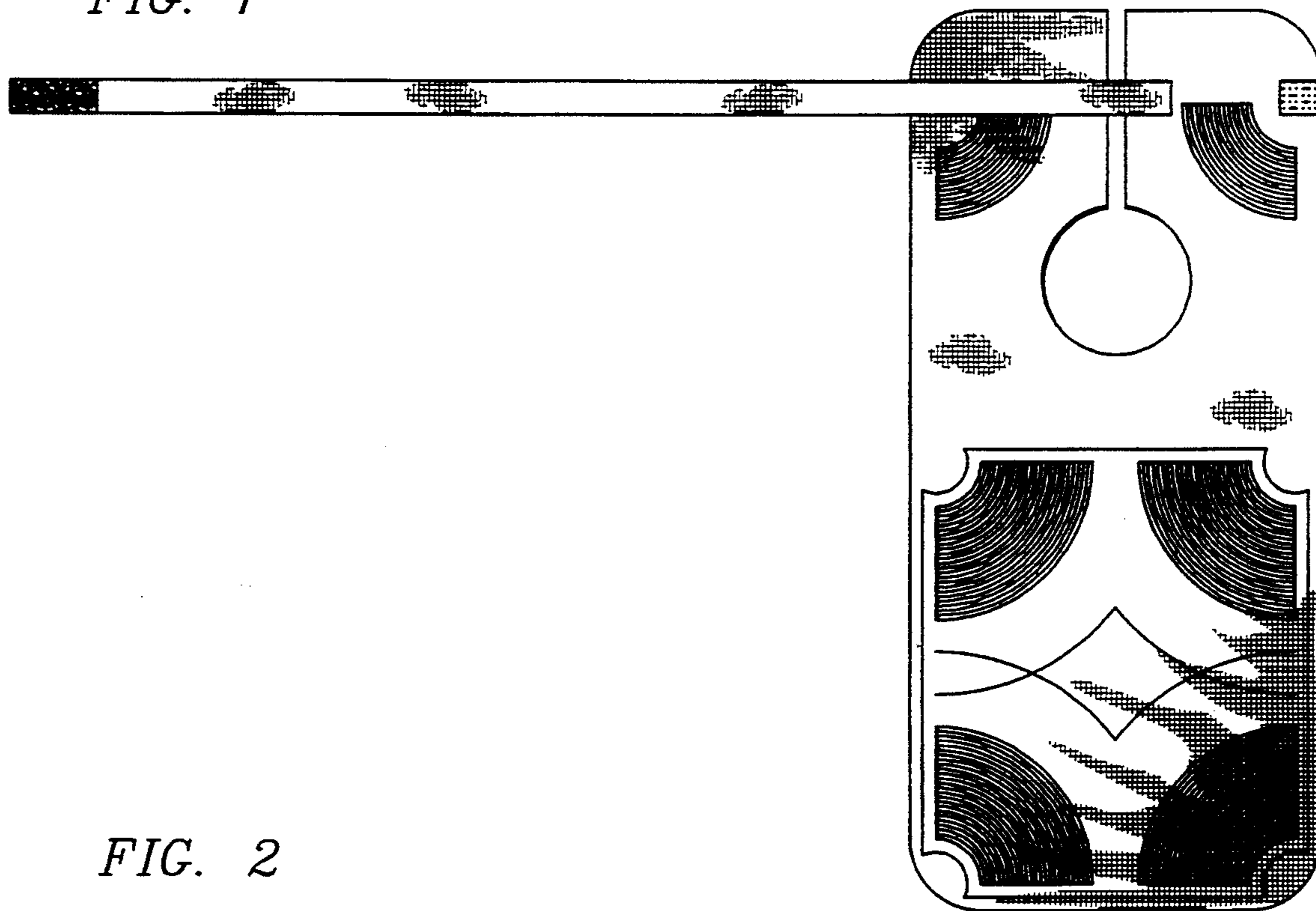


FIG. 2




FIG. 3

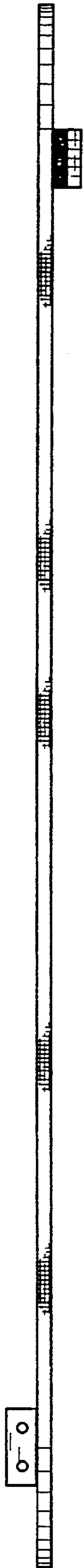
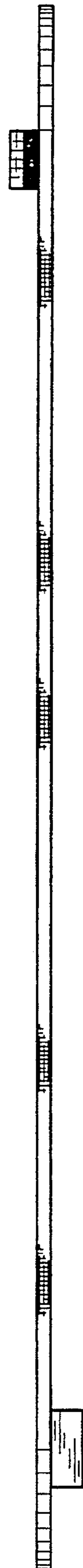


FIG. 4



*FIG. 5*



*FIG. 6*




FIG. 7

