



US00D355023S

United States Patent [19]

[11] Patent Number: Des. 355,023

Kolada

[45] Date of Patent: ** Jan. 31, 1995

[54] SINK

[75] Inventor: Paul P. Kolada, Columbus, Ohio

[73] Assignee: American Standard Inc., Piscataway, N.J.

[**] Term: 14 Years

[21] Appl. No.: 16,607

[22] Filed: Dec. 20, 1993

[52] U.S. Cl. D23/290

[58] Field of Search D23/284, 287, 289, 290, D23/293, 294; 4/619, 625, 629, 638-642, 646, 656

D. 324,097 2/1992 Evatt et al. .

D. 326,711 6/1992 Lotito et al. .

D. 329,279 9/1992 Blanc et al. D23/290 X

D. 759,696 5/1904 Gordon .

1,423,548 7/1922 Taylor .

2,552,894 5/1951 Kiefer .

2,584,860 2/1952 Galley .

2,588,464 3/1952 Barsmau 4/637

2,818,580 1/1958 Galley .

3,108,288 10/1963 Herzog .

3,427,665 2/1969 Kaiser .

3,591,871 7/1971 Segal .

3,613,128 10/1971 Moyer 4/635 X

4,624,020 11/1986 Abderhalden et al. .

4,689,840 9/1987 Mück et al. .

[56] **References Cited**
U.S. PATENT DOCUMENTS

D. 198,305 6/1964 Graning, Jr. .

D. 200,089 1/1965 Armstrong .

D. 206,048 10/1966 Armstrong .

D. 228,500 10/1973 Ritzenthaler .

D. 231,987 7/1974 Bonsack .

D. 234,201 1/1975 Stairs, Jr. .

D. 240,825 8/1976 Gruber .

D. 259,439 6/1981 Doman .

D. 293,813 1/1988 Fischer et al. .

D. 293,814 1/1988 Mück et al. .

D. 297,162 8/1988 Mück et al. .

D. 298,163 10/1988 Downs .

D. 319,300 8/1991 Stairs, Jr. .

D. 319,493 8/1991 Edmondson .

D. 319,494 8/1991 Stairs, Jr. .

D. 319,871 9/1991 Cuttriss .

D. 323,878 2/1992 Sauter et al. D23/290


Primary Examiner—A. Hugo Word
Assistant Examiner—Eric Wotterson
Attorney, Agent, or Firm—Elaine Brenner Robinson;
 Ann M. Knab

[57] **CLAIM**

The ornamental design for a sink, as shown and described.

DESCRIPTION

FIG. 1 is a top, rear and left side perspective view of a sink showing my new design;
 FIG. 2 is a top plan view thereof;
 FIG. 3 is a front elevational view thereof;
 FIG. 4 is a rear elevational view thereof;
 FIG. 5 is a left side elevational view thereof;
 FIG. 6 is a right side elevational view thereof; and,
 FIG. 7 is a cross-sectional view taken along line 7—7 of FIG. 2.






FIG. 1

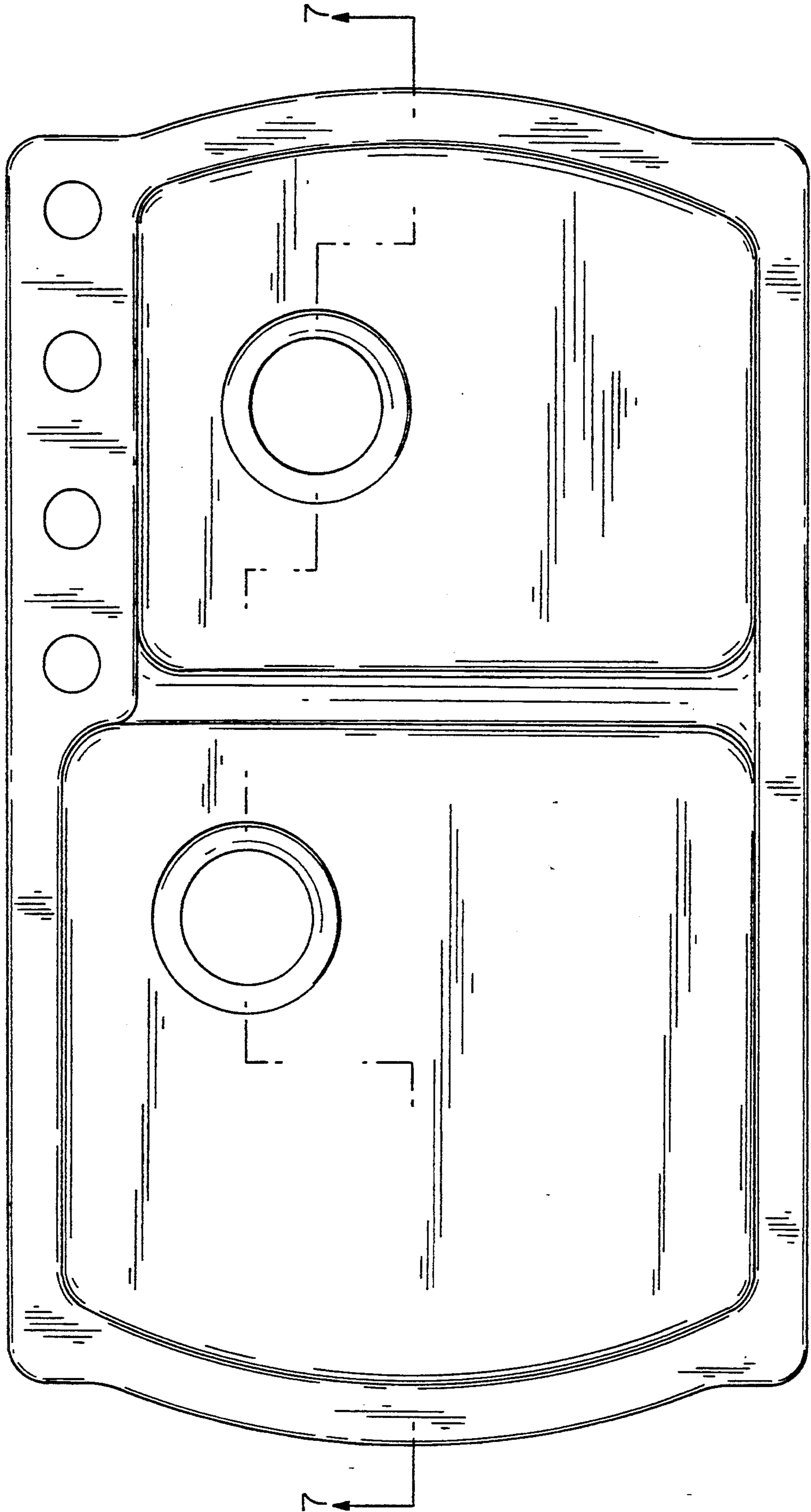
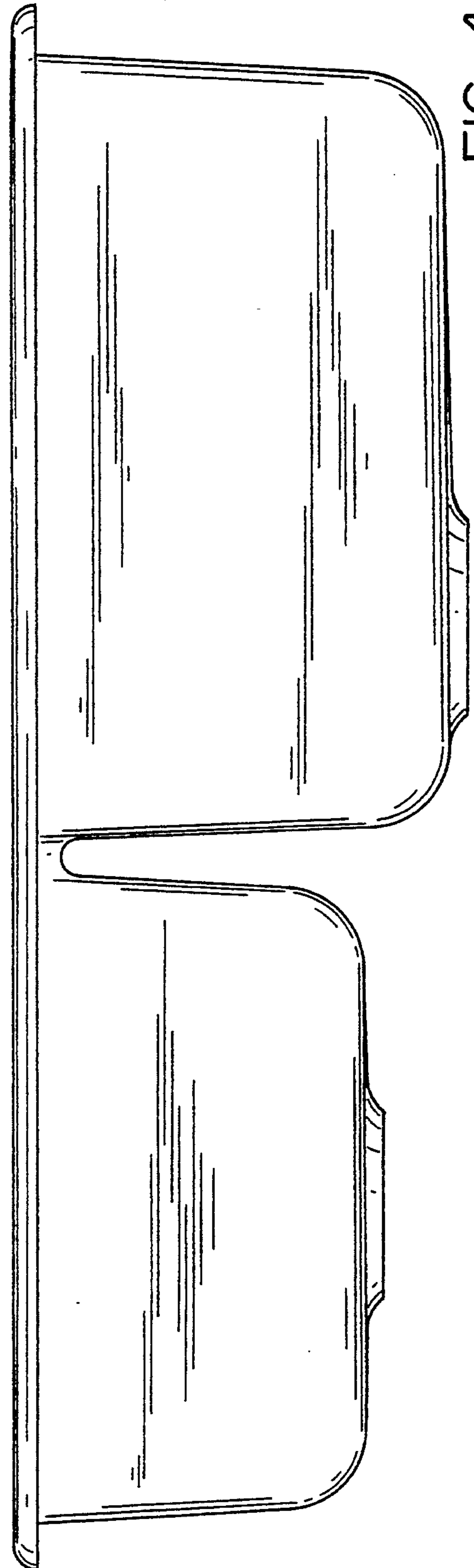
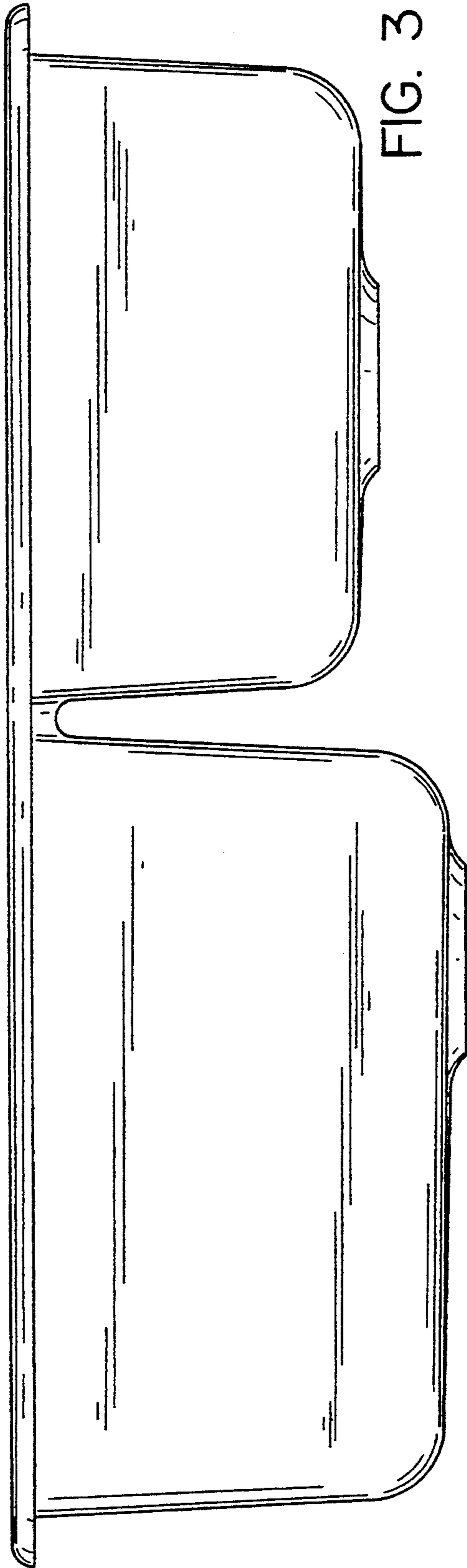


FIG. 2






FIG. 5




FIG. 6

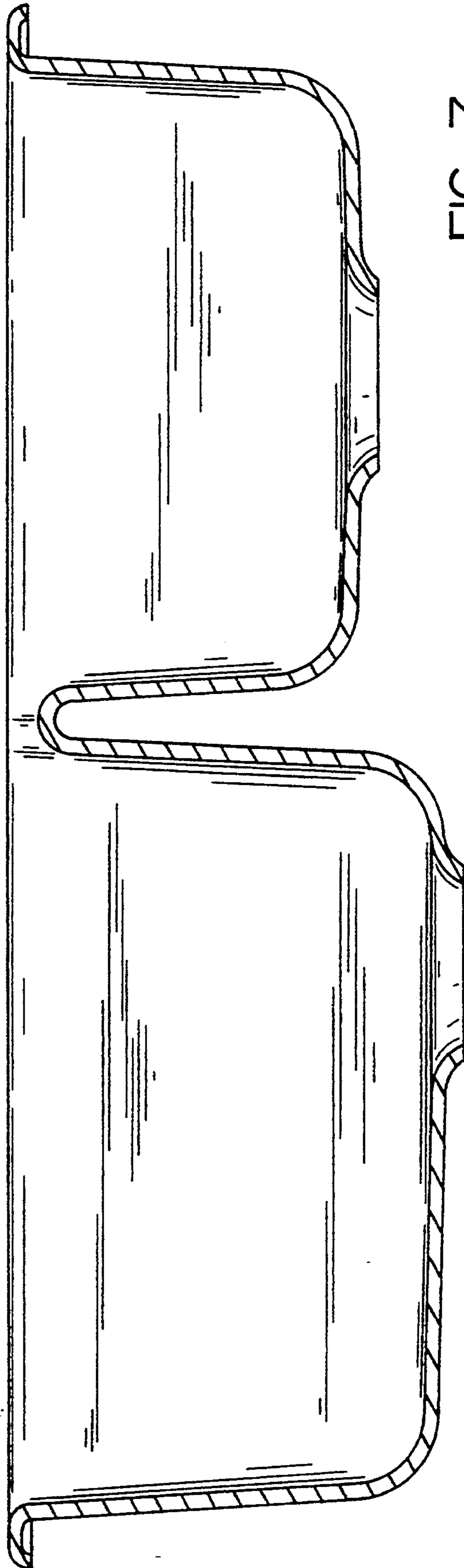


FIG. 7