



US00D354990S

United States Patent [19]

[11] Patent Number: **Des. 354,990**

Shibazaki et al.

[45] Date of Patent: **** Jan. 31, 1995**

[54] **VENDING MACHINE**

D. 176,819	1/1956	Rodwick	D20/7 X
2,614,673	10/1952	Ogodzinski	194/255
2,853,172	9/1958	Angell	194/350
4,363,392	12/1982	McDonald	194/350

[75] Inventors: **Makoto Shibazaki; Takao Tsuchida,**
both of Tokyo, Japan

[73] Assignee: **Kabushiki Kaishi Bandai,** Tokyo,
Japan

Primary Examiner—Terry A. Wallace
Assistant Examiner—Mitchell I. Siegel
Attorney, Agent, or Firm—R. Gale Rhodes, Jr.

[**] Term: **14 Years**

[21] Appl. No.: **10,639**

[57] **CLAIM**

[22] Filed: **Jul. 13, 1993**

The ornamental design for a vending machine, as shown and described.

[30] **Foreign Application Priority Data**

DESCRIPTION

Jan. 25, 1993 [JP] Japan 5-1619

[52] U.S. Cl. **D20/2; D20/7**

[58] Field of Search **D20/1, 2, 7; 194/206,**
194/207, 255, 350; 221/265, 120, 122, 131

FIG. 1 is a front elevational view of a vending machine showing our new design;

FIG. 2 is a rear elevational view thereof;

FIG. 3 is a right side elevational view thereof;

FIG. 4 is a left side elevational view thereof;

FIG. 5 is a top or plan view thereof;

FIG. 6 is a bottom view thereof; and,

FIG. 7 is a right front perspective view thereof.

[56] **References Cited**

U.S. PATENT DOCUMENTS

D. 162,581 3/1951 Schaefer D20/7




FIG. 1

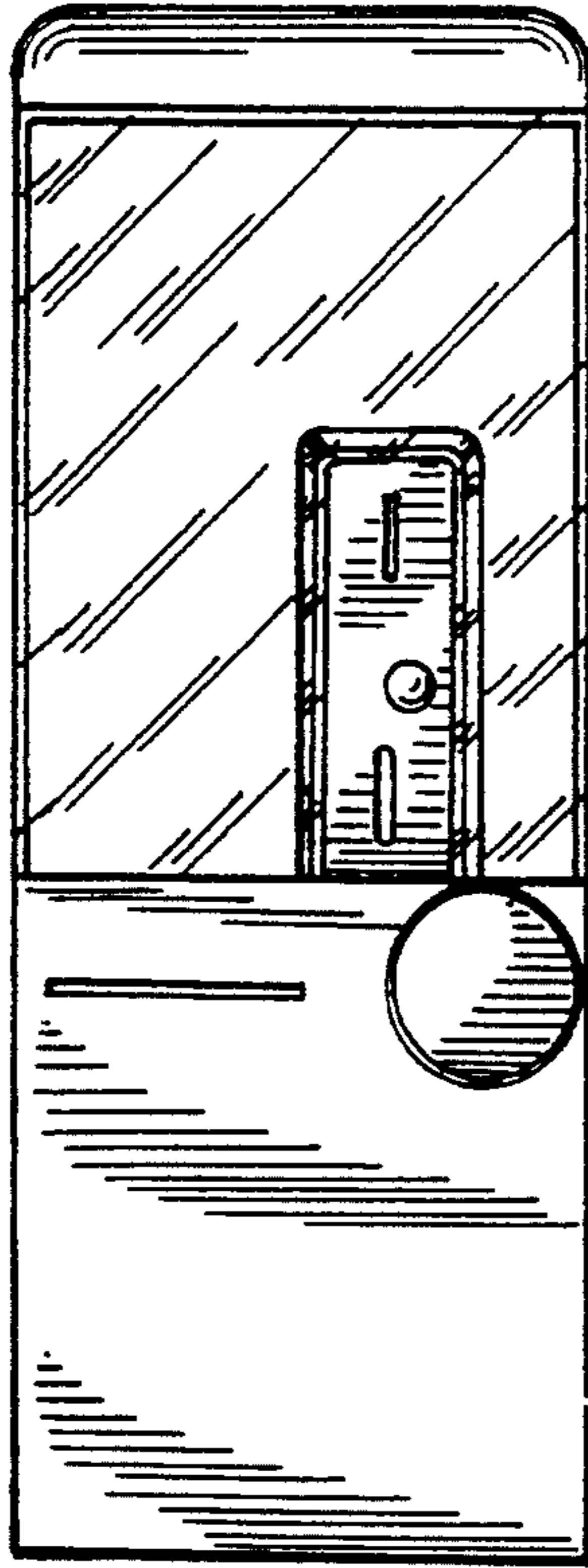


FIG. 2




FIG. 3

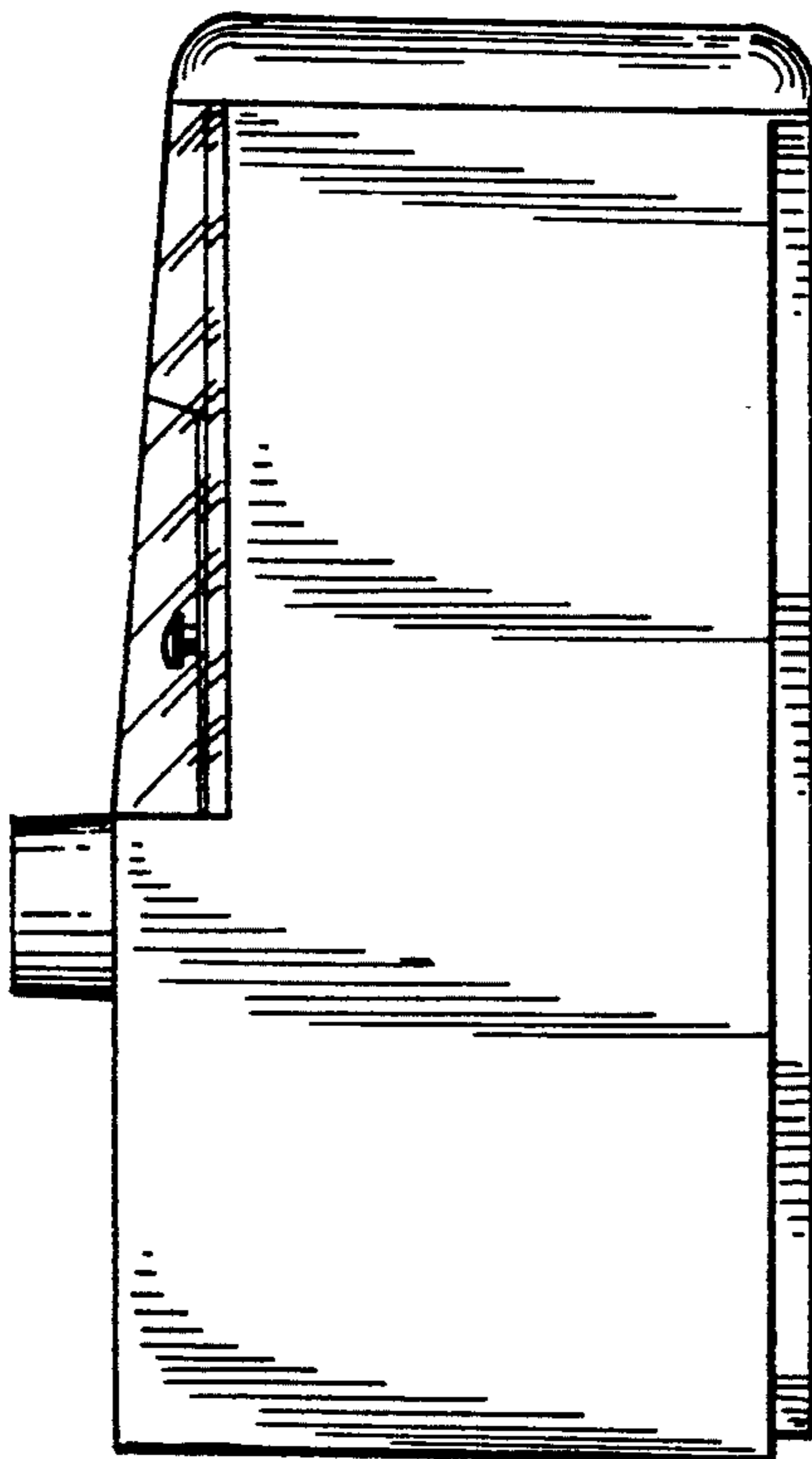


FIG. 4

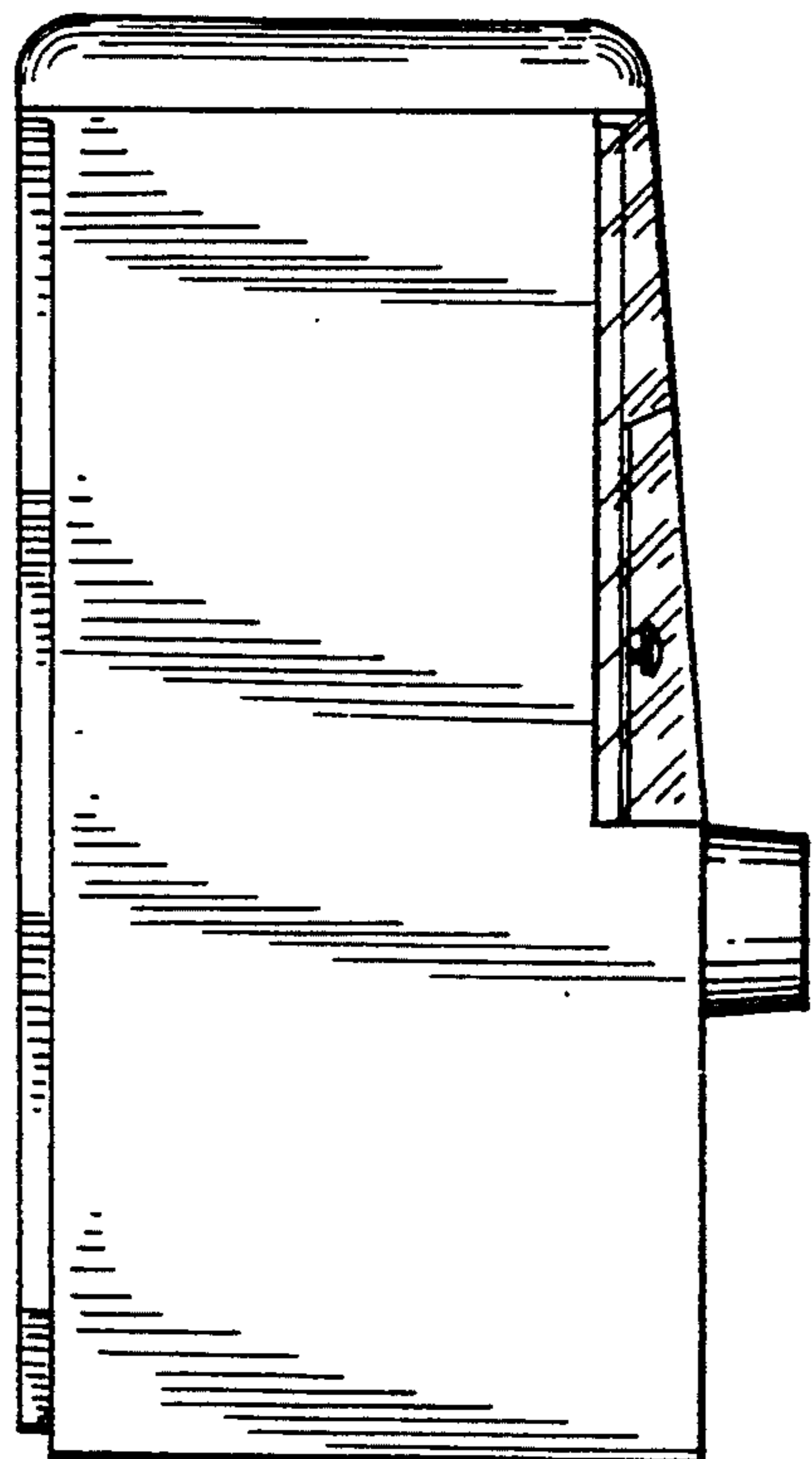


FIG. 5




FIG. 6




FIG. 7

