



US00D354924S

United States Patent [19]

[11] Patent Number: **Des. 354,924**

Garner et al.

[45] Date of Patent: **** Jan. 31, 1995**

[54] **DIMPLED REUSABLE SECURITY PIN**

[76] Inventors: **Glen W. Garner**, 2500 Paula Ct.;
William G. L. Knecht, 2392 Thorn
Lodge Drive; **Keith Burns**, 2442
Thorn Lodge Drive, all of
Mississauga, Ontario, Canada, L5K
1K5

D. 283,495	4/1986	Have	D10/106
D. 346,126	4/1994	Hedrixx	D10/106
574,497	1/1897	Seidel	40/1.6
3,942,829	3/1976	Humble et al. .	
4,215,388	7/1980	Reimann	40/1.5
4,299,870	11/1981	Humble .	
4,642,640	2/1987	Woolsey et al. .	

[**] Term: **14 Years**

Primary Examiner—Wallace R. Burke
Assistant Examiner—Marcus Jackson
Attorney, Agent, or Firm—Dowell & Dowell

[21] Appl. No.: **15,919**

[57] **CLAIM**

[22] Filed: **Dec. 2, 1993**

The ornamental design for an anti-theft security pin for store merchandise, as shown and described.

[52] U.S. Cl. **D10/104; D8/391**

[58] Field of Search D10/104, 106, 121;
340/506, 551, 568, 571, 572, 573; 40/1, 1.5, 1.6,
299; D20/22, 23, 27, 28; D8/391, 392, 393

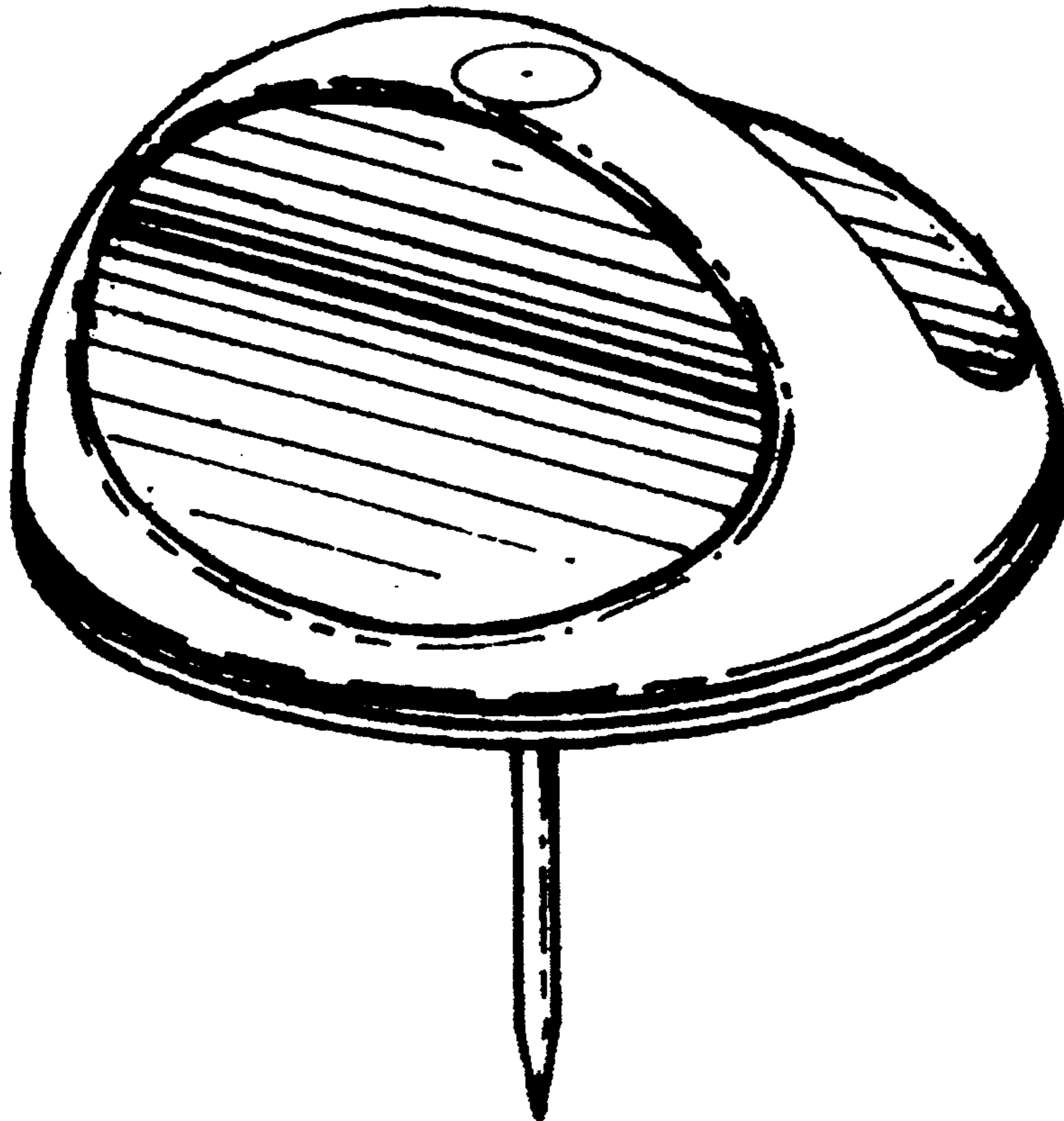
DESCRIPTION

[56] **References Cited**

U.S. PATENT DOCUMENTS

D. 101,973	11/1936	Schuster	D8/391
D. 233,018	10/1974	Strayer	D8/391
D. 274,796	7/1984	Humble .	

FIG. 1 is a top perspective view of an anti-theft security pin for store merchandise showing my new design; FIG. 2 is a side elevational view thereof, with the opposite side being a mirror image; FIG. 3 is a front elevational view thereof, with the opposite side being a mirror image; and, FIG. 4 is a top plan view thereof.



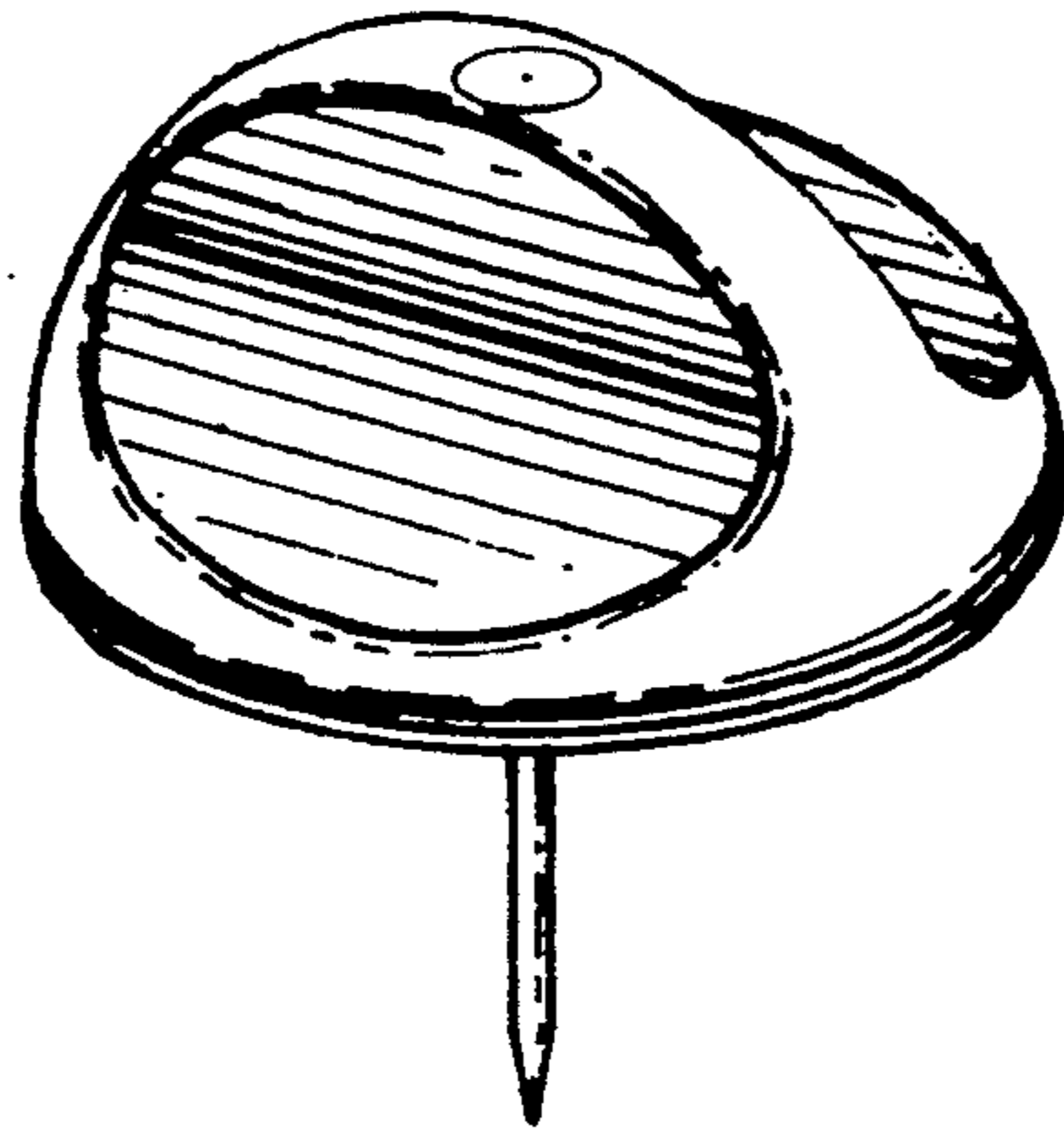


FIG. 1.




FIG. 2

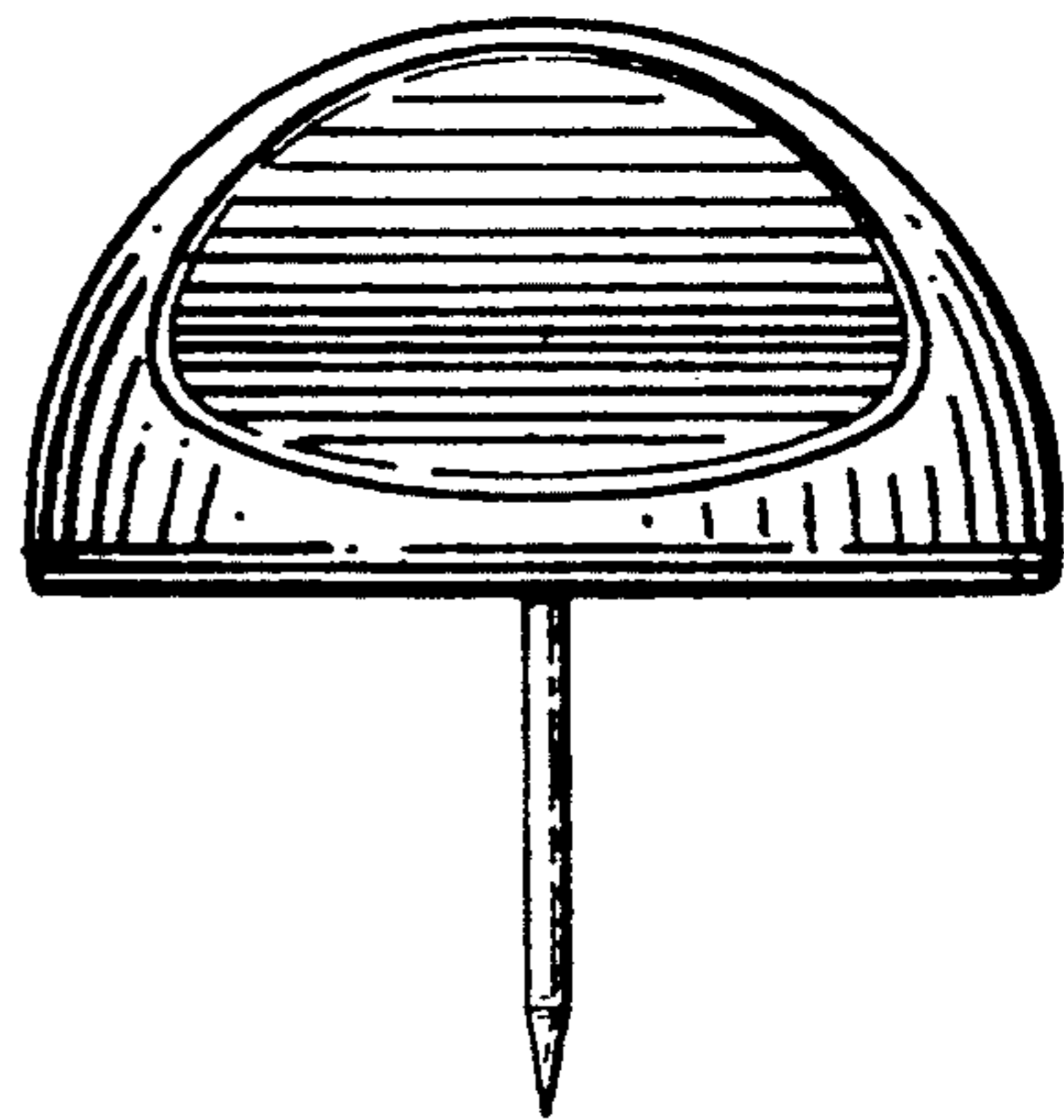


FIG. 3.

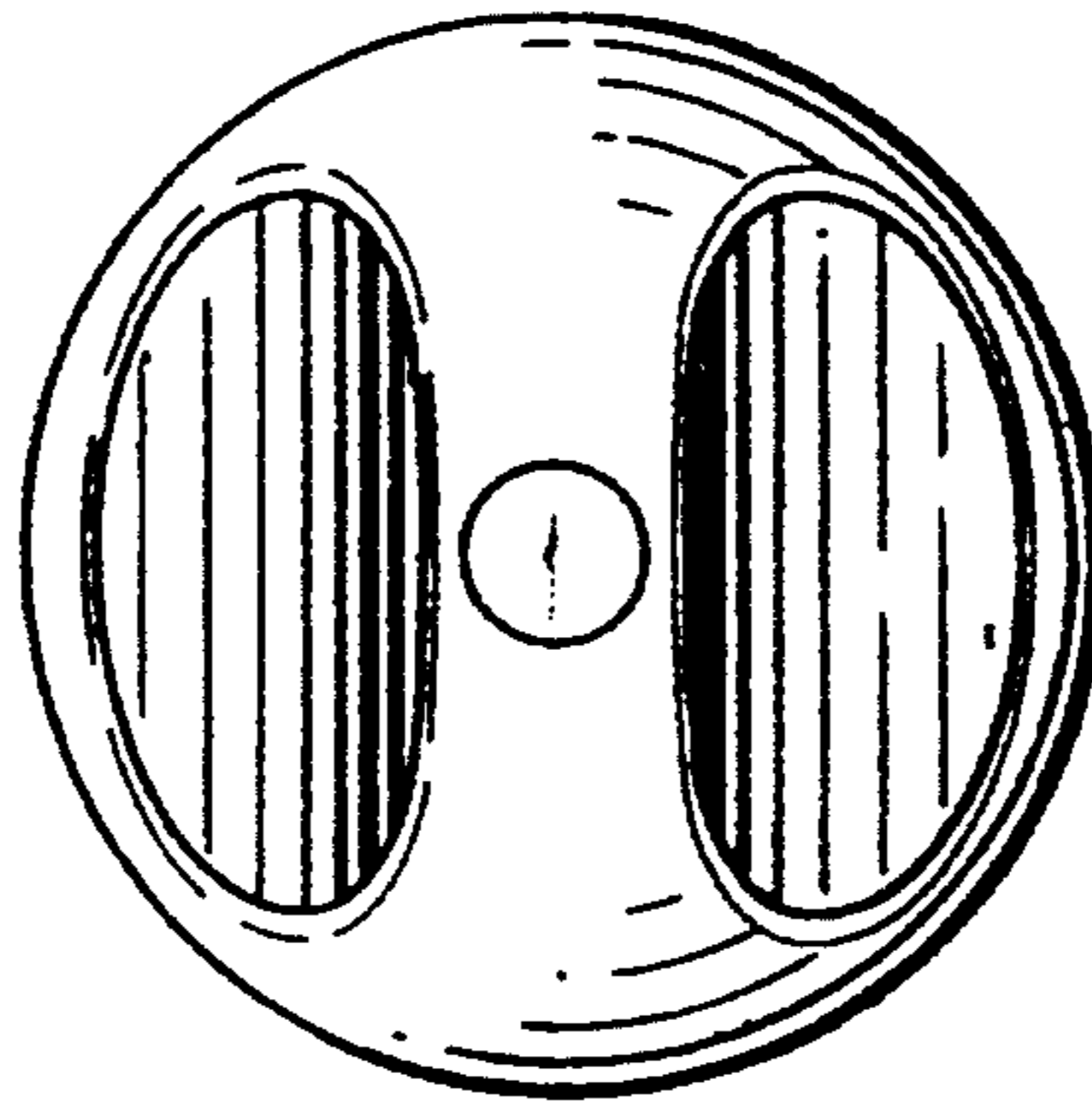


FIG. 4.