



US00D354919S

# United States Patent [19]

[11] Patent Number: **Des. 354,919**

**Wunderman**

[45] Date of Patent: **\*\* Jan. 31, 1995**

[54] **COMBINED WATCH AND BRACELET**

D. 327,020 6/1992 Gradél ..... D10/30  
4,825,427 4/1989 Wollman ..... D10/32

[75] Inventor: **Severin Wunderman, Irvine, Calif.**

[73] Assignee: **Severin Montres AG, Lengnau, Switzerland**

[\*\*] Term: **14 Years**

[21] Appl. No.: **2,904**

[22] Filed: **Dec. 22, 1992**

[30] **Foreign Application Priority Data**

Jun. 29, 1992 [XH] Hague Agreement ..... DM/023-176

[52] U.S. Cl. .... **D10/32; D11/19**

[58] Field of Search ..... **D10/1-40, D10/122-132; 368/280-282, 285; D11/4, 19, 25**

[56] **References Cited**

**U.S. PATENT DOCUMENTS**

- D. 271,471 11/1983 Bulgari ..... D10/32
- D. 297,817 9/1988 Guan ..... D10/30
- D. 322,763 12/1991 St. Dizier ..... D10/39
- D. 323,996 2/1992 Nakazawa ..... D10/39
- D. 326,624 6/1992 Cowan ..... D11/19

**OTHER PUBLICATIONS**

*Jeweler's Circular Keystone*—Oct. 1985—p. 125—watch at bottom left.

*European Jeweler (G.Z)*—Jan. 1987—p. 45—watch at top right.

*Primary Examiner*—Nelson C. Holtje  
*Attorney, Agent, or Firm*—McGlew and Tuttle


[57] **CLAIM**

The ornamental design for a combined watch and bracelet, as shown and described.

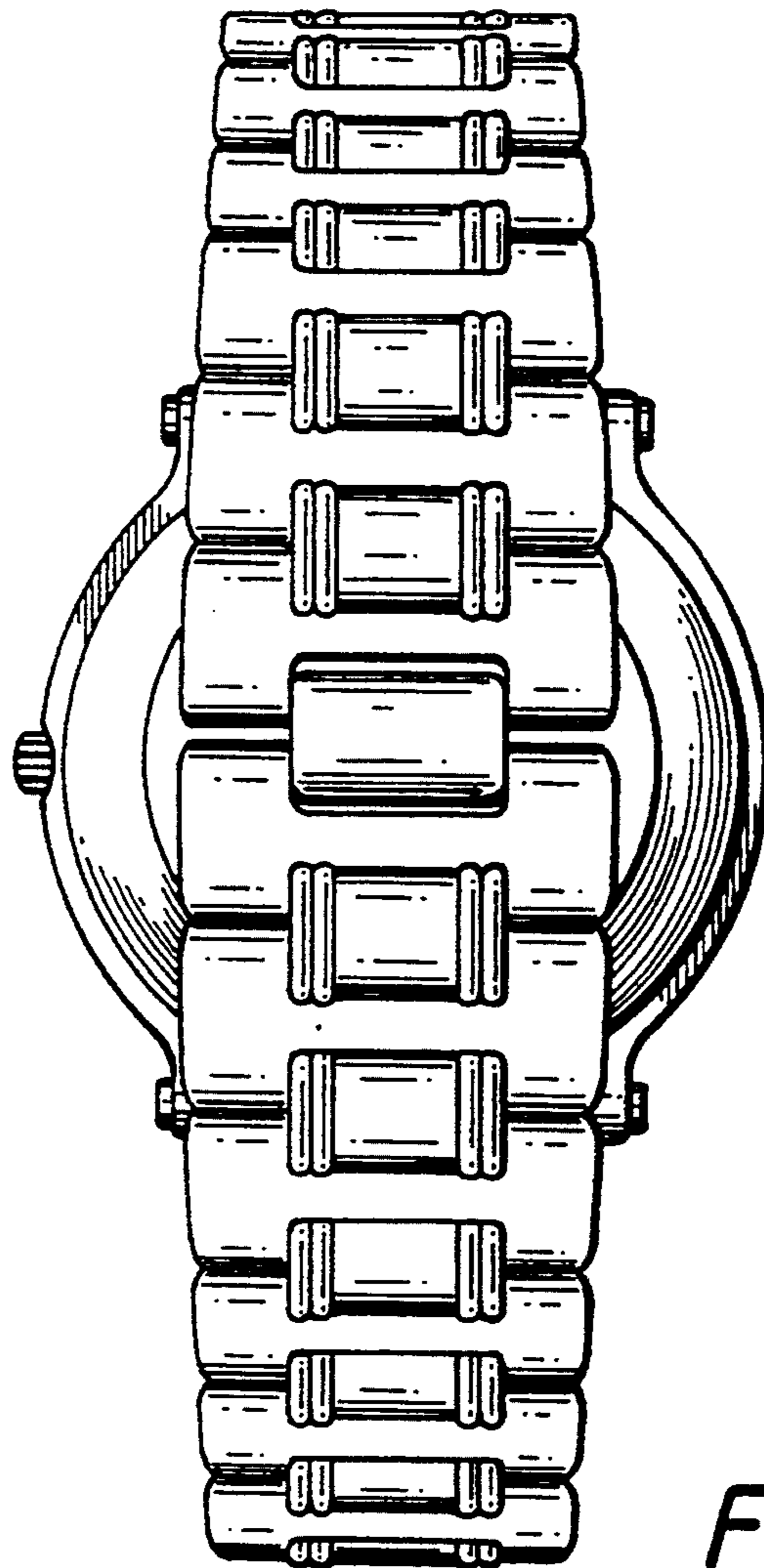
**DESCRIPTION**

FIG. 1 is a top view of my new combined watch and bracelet design;  
 FIG. 2 is a bottom view of the design of FIG. 1;  
 FIG. 3 is a front view of the design of FIG. 1;  
 FIG. 4 is a rear view of the design of FIG. 1;  
 FIG. 5 is a right side view of the design of FIG. 1;  
 FIG. 6 is a left side view of the design of FIG. 1; and,  
 FIG. 7 is a right perspective view of the design of FIG. 1.






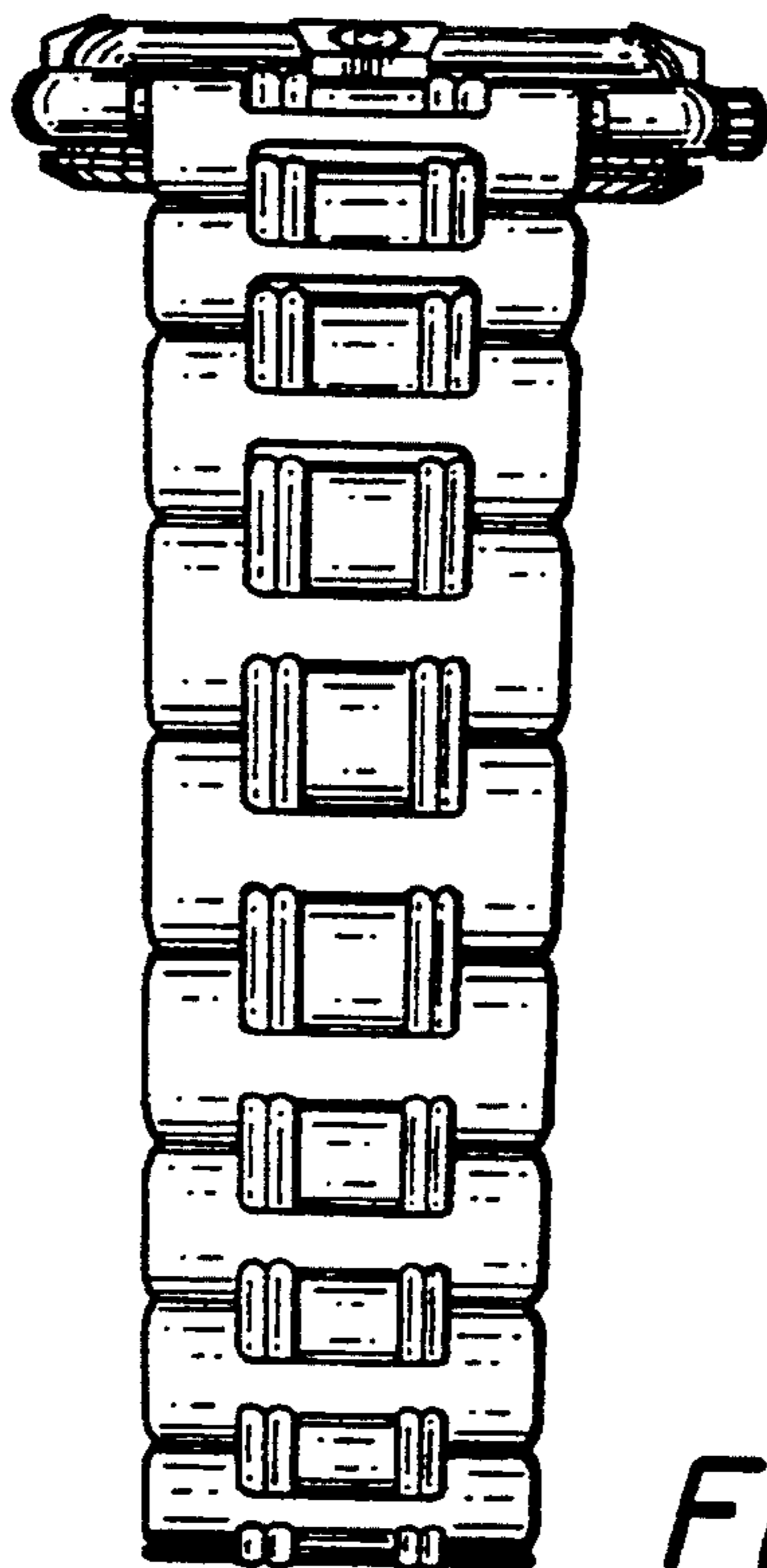
*FIG. 1*



*FIG. 2*



*FIG. 3*



*FIG. 4*

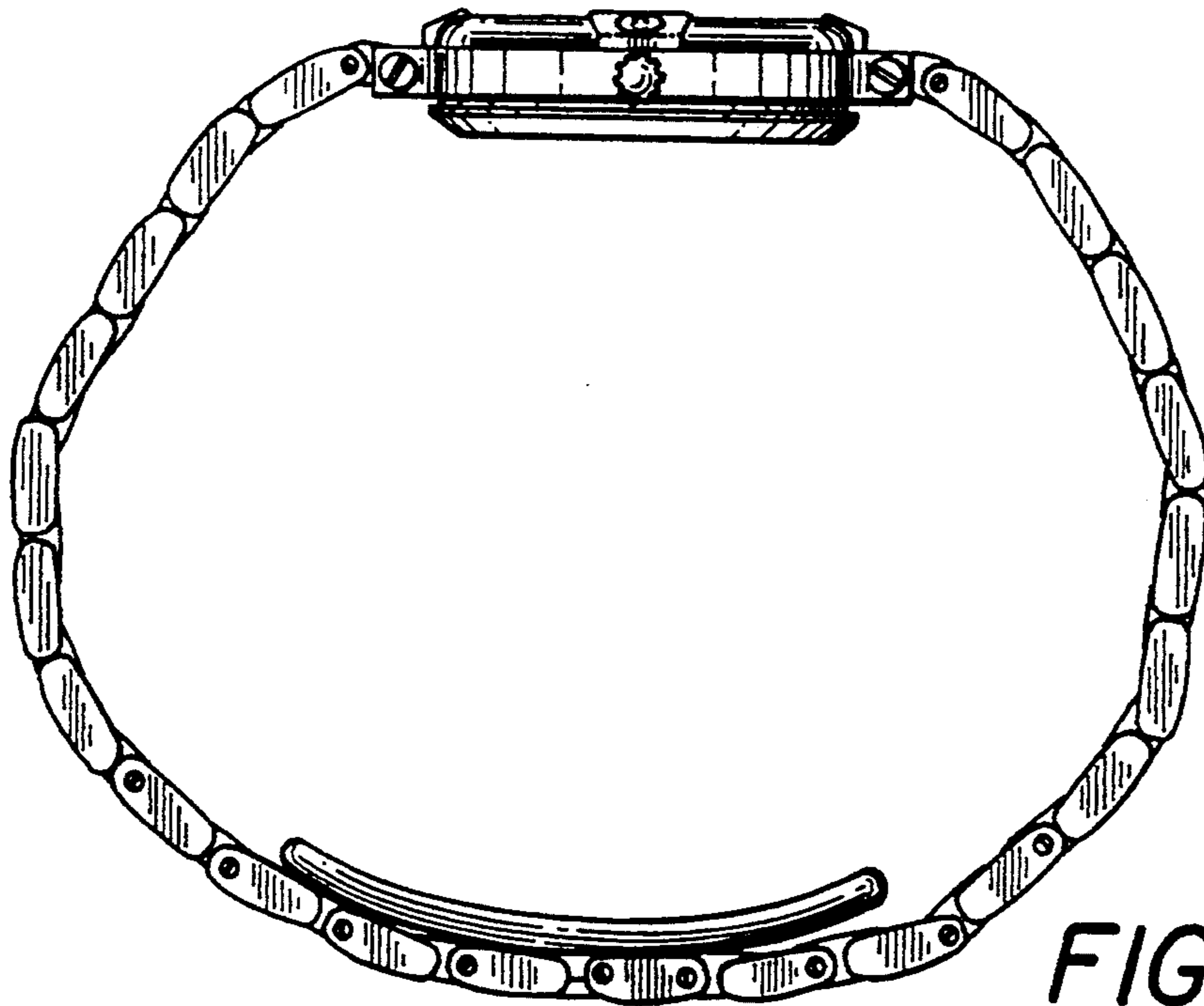


FIG. 5

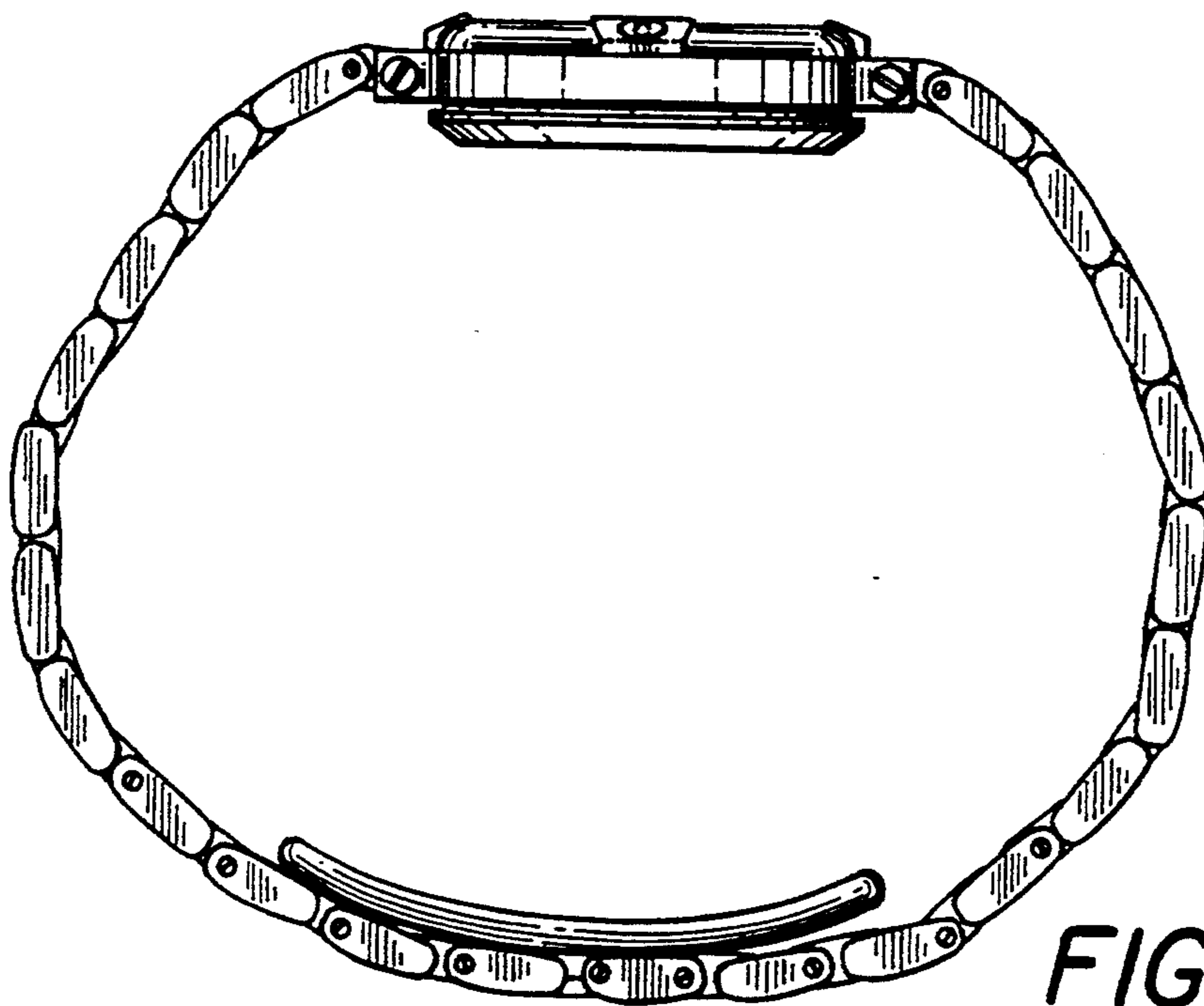


FIG. 6



*FIG. 7*