



US00D354912S

United States Patent [19]

[11] Patent Number: **Des. 354,912**

Roy

[45] Date of Patent: **** Jan. 31, 1995**

[54] **CARRYING HANDLES WITH ATTACHMENT THEREFOR**

D. 305,728	1/1990	Tufarello	D19/2 X
2,146,243	2/1939	Ang	150/107 X
3,414,033	12/1968	Tucker	150/107 X
3,452,405	7/1969	Paynor	150/107 X

[76] Inventor: **Ron Roy**, 102 E. Prospect Ave.,
Burbank, Calif. 91502

Primary Examiner—Wallace R. Burke
Assistant Examiner—Pamela Burgess
Attorney, Agent, or Firm—Joseph E. Mueth

[**] Term: **14 Years**

[21] Appl. No.: **10,697**

[57] **CLAIM**

[22] Filed: **Jul. 14, 1993**

The ornamental design for a carrying handles with attachment therefor, as shown in the Figures.

Related U.S. Application Data

DESCRIPTION

- [63] Continuation-in-part of Ser. No. 1,158, Nov. 4, 1992.
- [52] U.S. Cl. **D9/434; D3/246**
- [58] Field of Search D19/26, 27, 28, 32;
D3/303, 246, 234, 318; 150/107; 281/31, 29, 33,
42, 44, 15.1, 17; 402/73, 75; 206/424; D9/434,
443, 455

FIG. 1 is a top perspective view of a set of carrying handles with attachment therefor showing our new design;
 FIG. 2 is a top plan view thereof;
 FIG. 3 is a right side elevational view thereof, the undisclosed side being the same; and,
 FIG. 4 is a front elevational view thereof, the undisclosed rear being the same.
 The broken lines shown in all views are for illustrative purposes only and form no part of the claimed design.

[56] **References Cited**

U.S. PATENT DOCUMENTS

D. 148,321 1/1948 Pichel D3/246

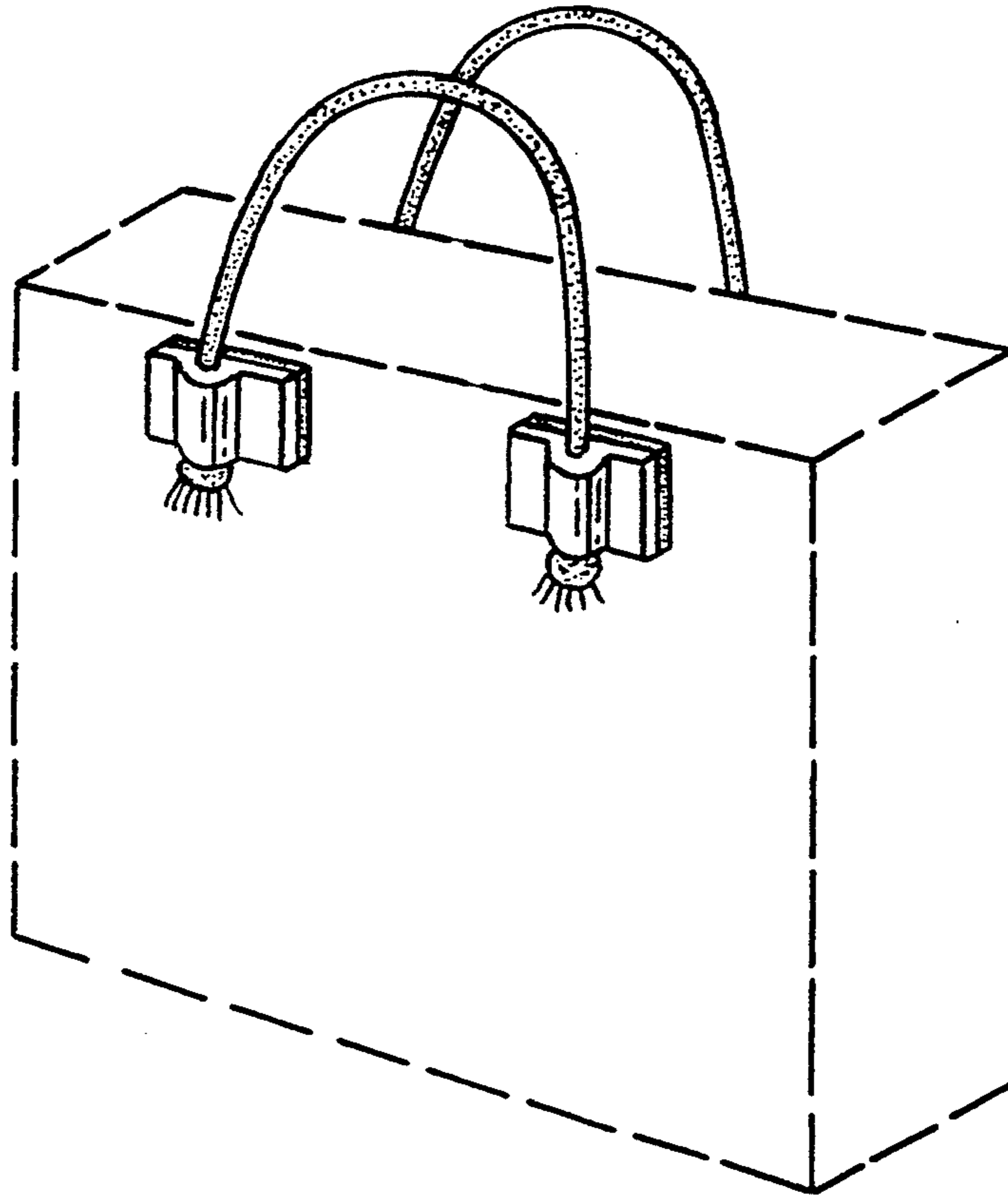


FIG. 1.

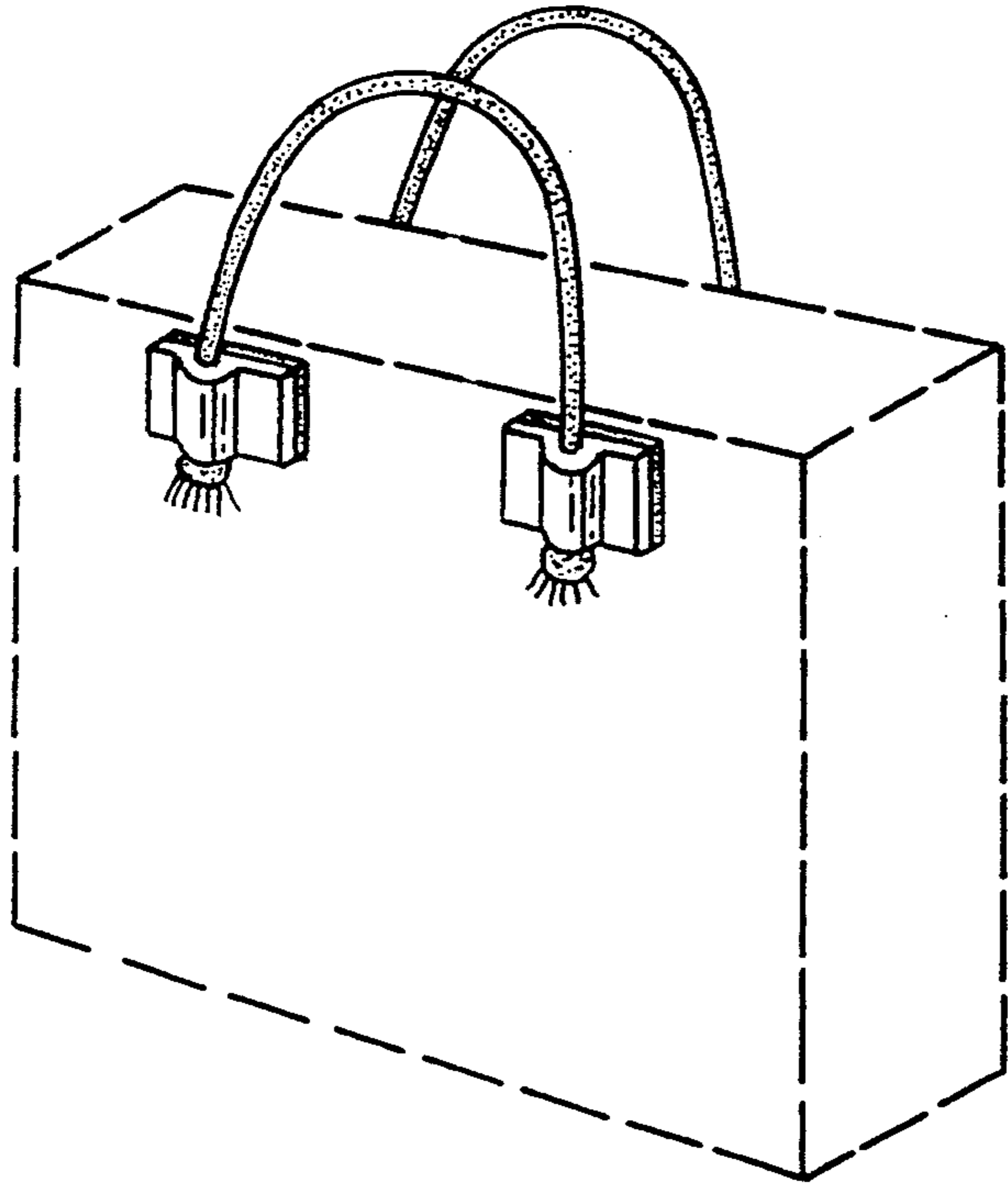


FIG. 2.

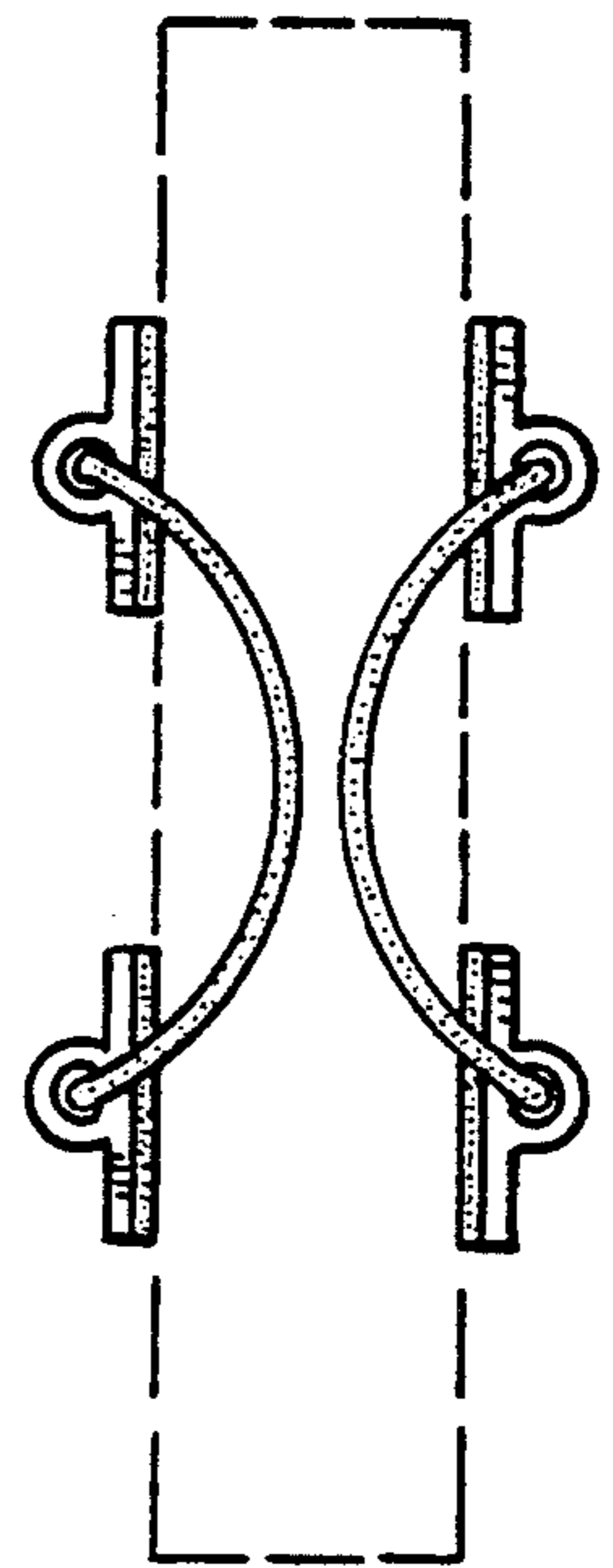


FIG. 3.

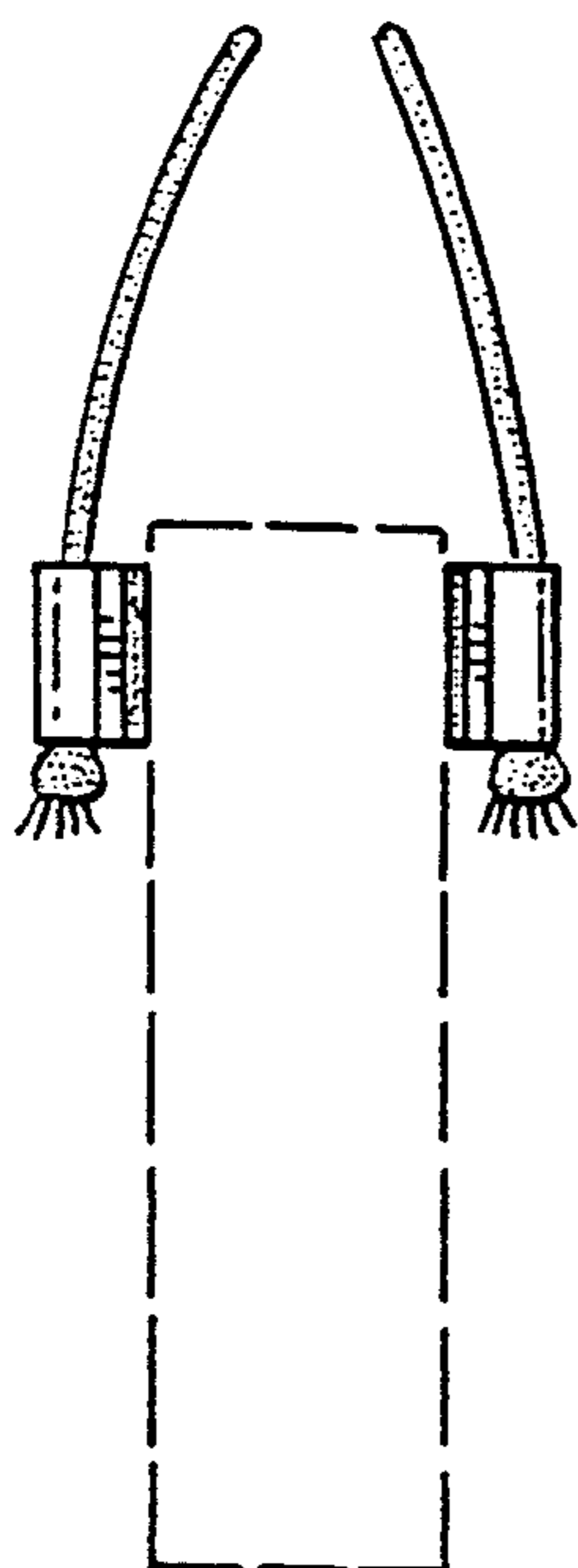


FIG. 4.

