



US00D354908S

# United States Patent [19]

[11] Patent Number: **Des. 354,908**

**Barre**

[45] Date of Patent: **\*\* Jan. 31, 1995**

[54] CONTAINER

D. 277,735 2/1985 Mansau ..... D9/544 X  
D. 333,612 3/1993 Gobe ..... D9/315

[75] Inventor: **René Barre**, Saint-Hilaire, France

[73] Assignee: **Verreries Brosse & Cie**, Paris, France

[\*\*] Term: **14 Years**

[21] Appl. No.: **10,089**

[22] Filed: **Jul. 26, 1993**

[30] Foreign Application Priority Data

Jan. 26, 1993 [FR] France ..... 930405

[52] U.S. Cl. .... **D9/315; D9/548**

[58] Field of Search ..... D9/315, 544, 548, 574;  
215/1 R, 1 C

[56] References Cited

### U.S. PATENT DOCUMENTS

D. 73,983 11/1927 Peirce ..... D9/315  
D. 276,792 12/1984 Mansau ..... D9/544


*Primary Examiner*—Bernard Ansher  
*Assistant Examiner*—Mitchell I. Siegel  
*Attorney, Agent, or Firm*—Brumbaugh, Graves,  
Donohue & Raymond

### [57] CLAIM

The ornamental design for a container, as shown and described.

### DESCRIPTION

FIG. 1 is a front pictorial view of a container showing my new design;  
FIG. 2 is a front elevational view thereof, the undisclosed opposite side being identical;  
FIG. 3 is a top plan view thereof;  
FIG. 4 is a bottom plan view thereof; and,  
FIG. 5 is a side elevational view thereof, the undisclosed opposite side being identical.






FIG. 1

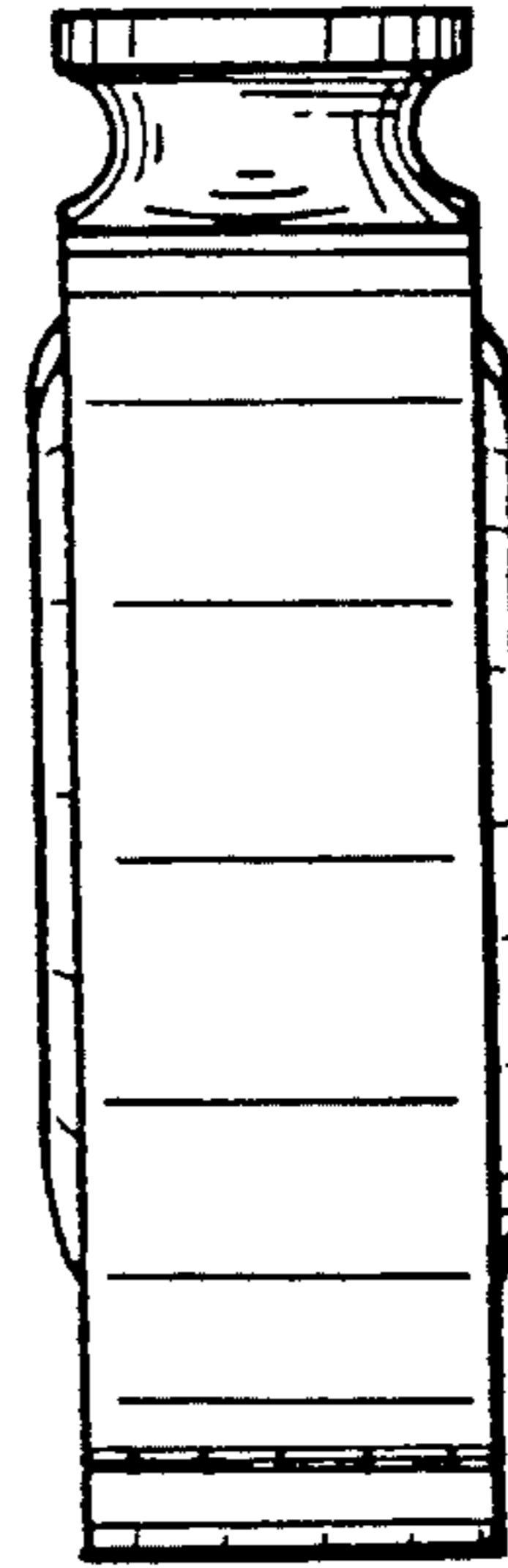


FIG. 5




FIG. 2

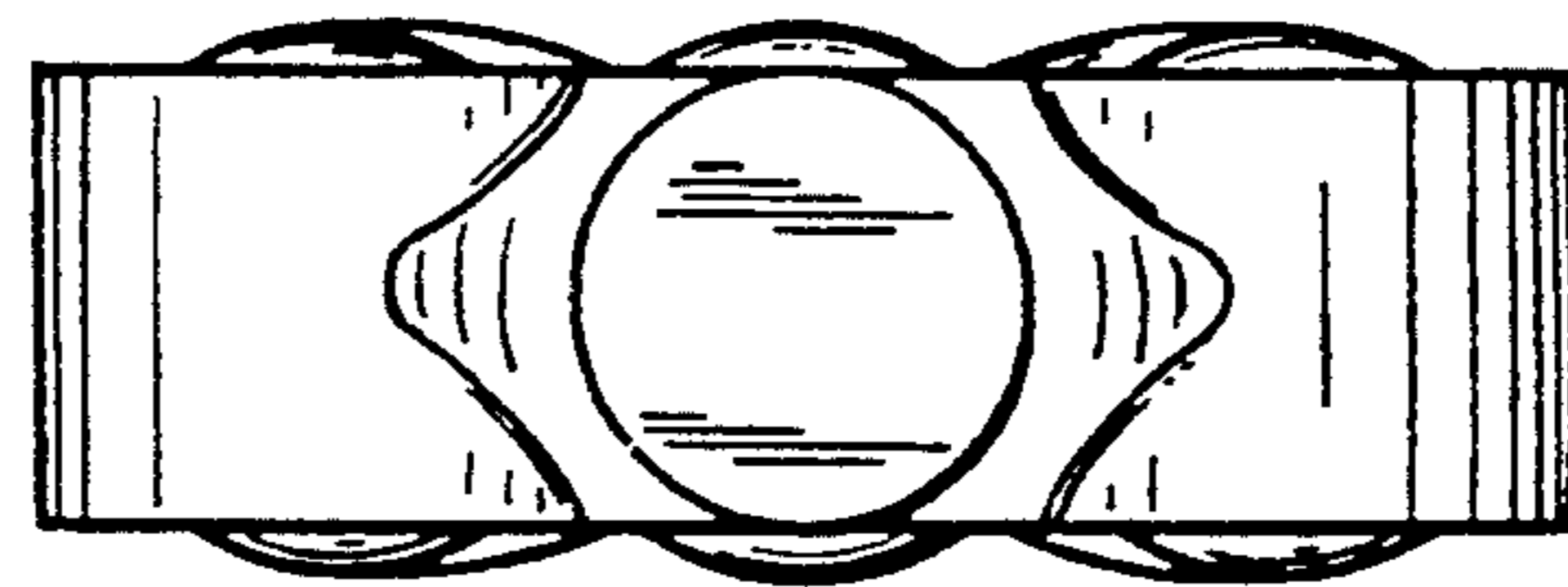


FIG. 3

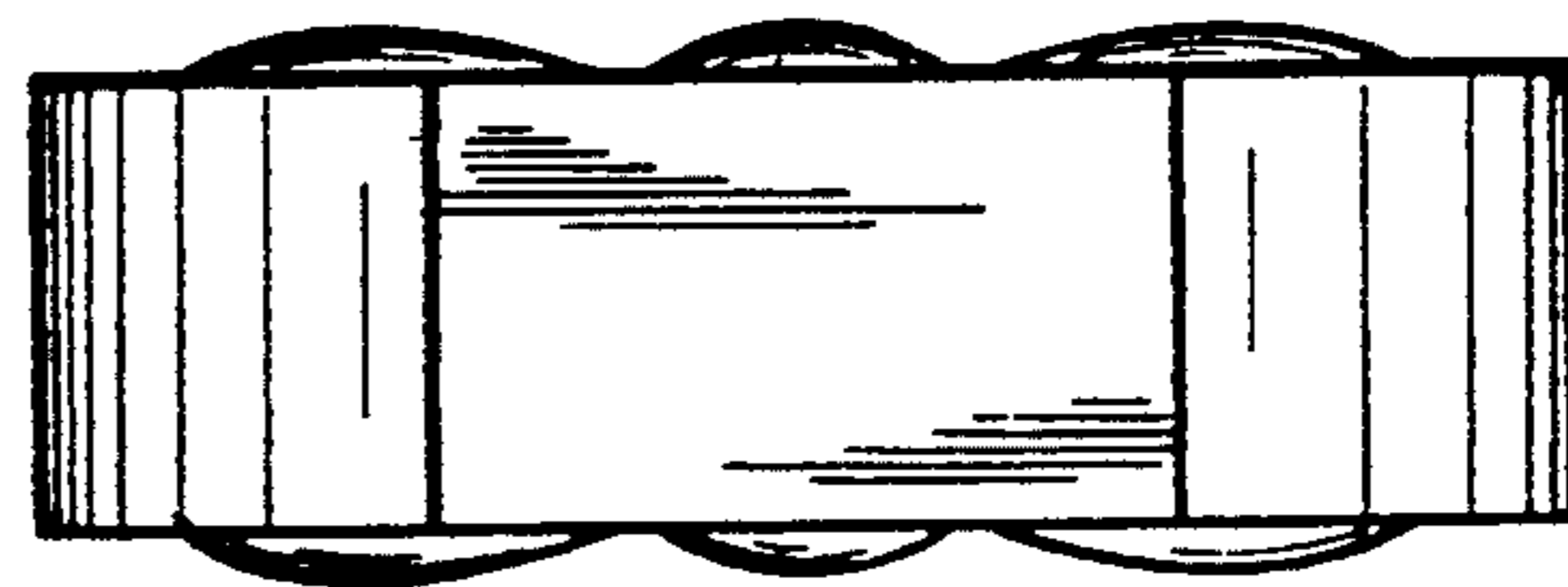


FIG. 4